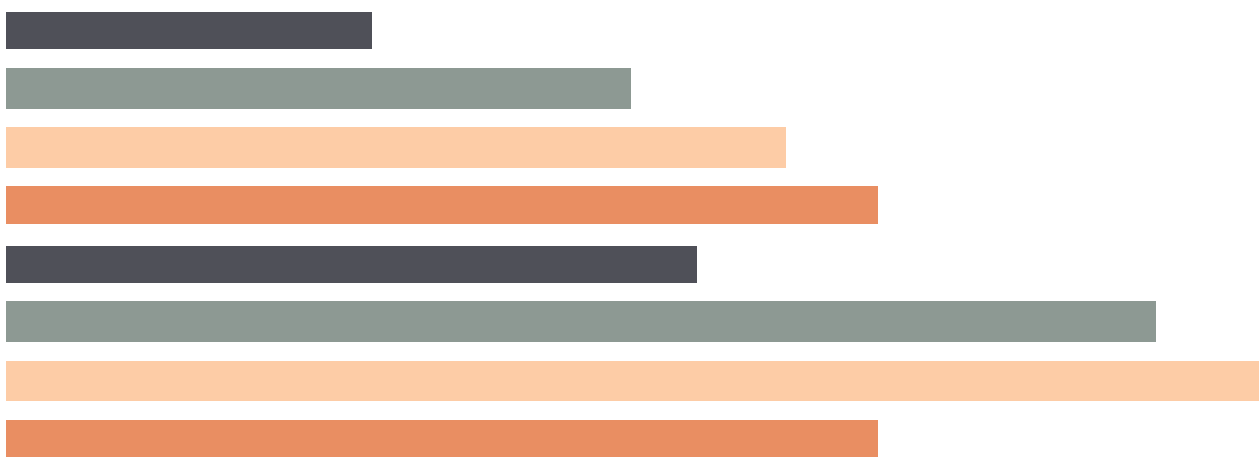
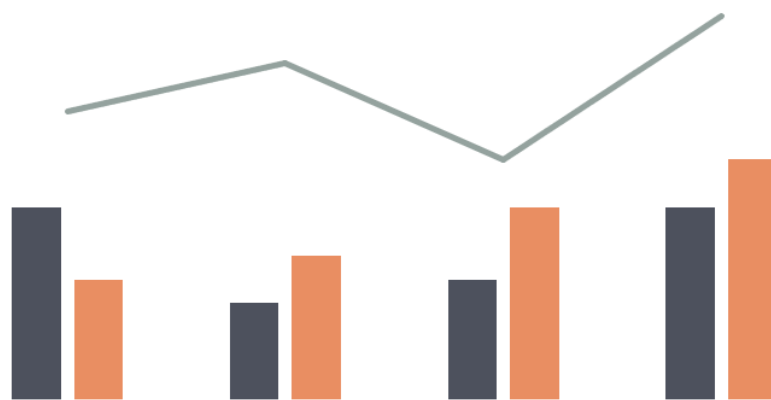
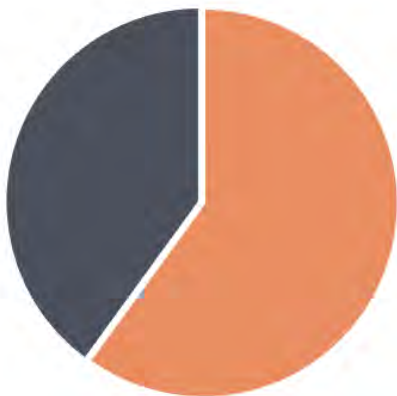


# 2023 Union County

Court of Common Pleas  
Caseload Statistics for






We are pleased to provide you with a copy of the 2023 County Caseload Display pages. They can also be viewed on the AOPC webpage at [www.pacourts.us](http://www.pacourts.us) in the *News & Statistics* section under *Research & Statistics*.

Should you have any questions or comments, please do not hesitate to contact me at 717.231.3300 .

Sincerely,

A handwritten signature in black ink, appearing to read 'Sasanka', written over a horizontal line.

Sasanka Adikari, Ph.D.  
Data Scientist  
Department of Research and Statistics



# Table of Contents

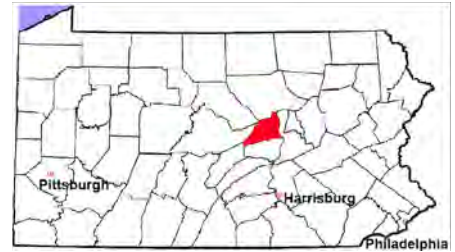
CPCMS Criminal .....	Page 1
CPCMS Criminal - New Cases by Case Type.....	Page 2
Civil.....	Page 3
Civil - Docketed Cases Listed by Case Type.....	Page 4
Protection From Abuse .....	Page 5
Spousal & Child Support and Paternity .....	Page 6
Custody/Partial Custody/Visitation.....	Page 7
Divorce .....	Page 8
Juvenile Dependency - Active Dependent Inventory .....	Page 9
Juvenile Dependency - Adjudicated Dependent Inventory .....	Page 10
Juvenile Delinquency - Cases Pending Disposition.....	Page 11
Juvenile Delinquency - New Cases by Case Type .....	Page 12
Juvenile Delinquency - Formal Dispositions .....	Page 13
Juvenile Delinquency - Informal Dispositions .....	Page 14
Accounts.....	Page 15
Adoptions.....	Page 16
Relinquishments/Terminations .....	Page 17
Appointment of Guardians .....	Page 18
Jury Yield and Utilization .....	Page 19
Problem Solving Courts.....	Pages 20-21

# Union County

2023 Population estimate: 42,042

Class of County: 7th

No. of Common Pleas Court Judgeships: 2  
(Union and Snyder combined)



## 2023 Criminal No. of Cases

Cases Pending 1/1/2023	193
New Cases Filed in 2023	337
Reopened Cases	30
<b>Cases Available for Processing</b>	<b>560</b>

### Processed by:

Withdrawn/Dismissed	19	5.0%
Diversionsary Disposition*	77	20.4%
Guilty Plea	251	66.6%
Non-Jury Trial	3	0.8%
Jury Trial	6	1.6%
Inactive	14	3.7%
Other	7	1.9%
<b>Total Cases Processed</b>	<b>377</b>	<b>100.0%</b>

**Cases Pending 12/31/2023** **183**

Cases Awaiting Sentencing 37

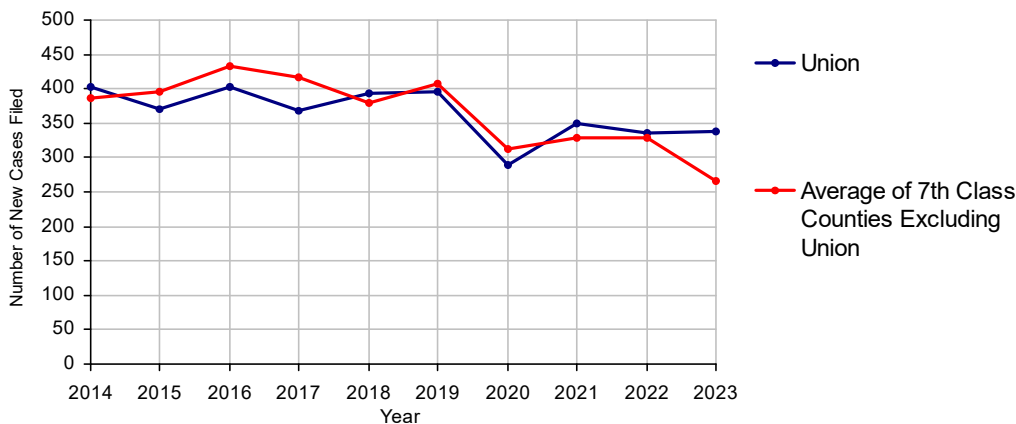
Data provided by CPCMS

\* Includes other diversionary programs such as Veterans Court.

### Age of Pending Cases as of 12/31/2023

0-60 Days	54	29.5%
61-120 Days	46	25.1%
121-180 Days	40	21.9%
181-240 Days	15	8.2%
241-300 Days	8	4.4%
301-360 Days	7	3.8%
Over 360 Days	13	7.1%
<b>Total</b>	<b>183</b>	<b>100.0%</b>

Criminal New Cases, 2014-2023



# Union County

2023 Population: 42,042  
 Class of County: 7th  
 No. of Common Pleas Judgeships: 2  
 (Union and Snyder combined)

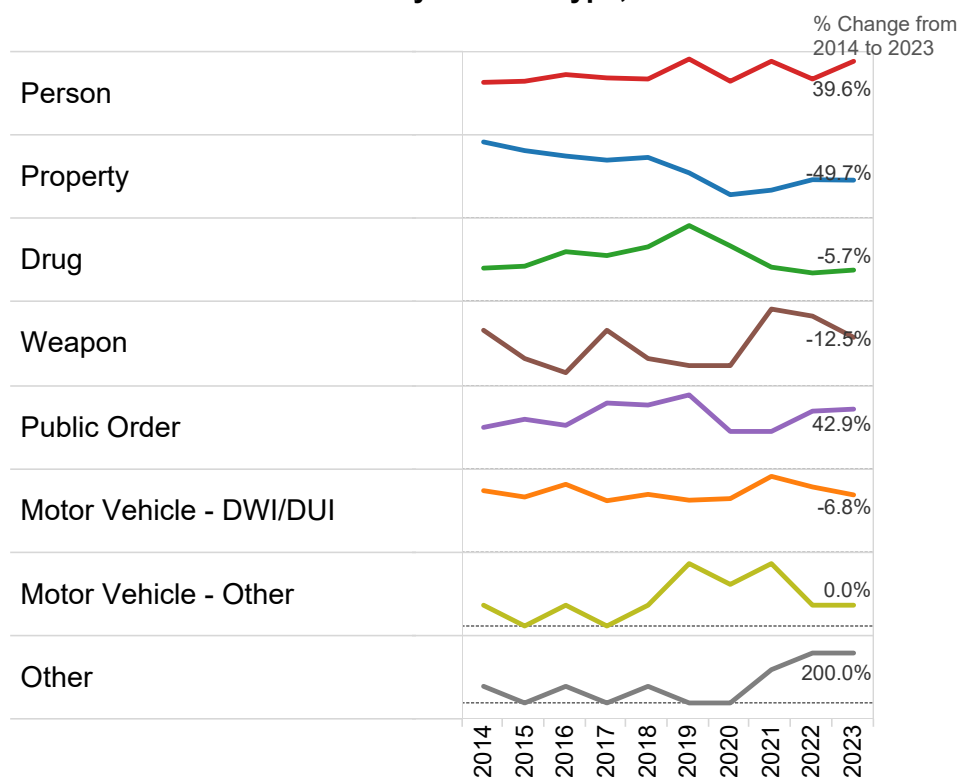


## 2023 Criminal - New Cases by Offense Type

Case Type	Felony	Misdemeanor	Summary	Total	
Person	38	29	0	67	19.9%
Property	35	50	0	85	25.2%
Drug	16	17	0	33	9.8%
Weapon	7	0	0	7	2.1%
Public Order	8	22	0	30	8.9%
Motor Vehicle - DWI/DUI	10	100	0	110	32.6%
Motor Vehicle - Other	1	1	0	2	0.6%
Other	3	0	0	3	0.9%
Total	118	219	0	337	100.0%
	35.0%	65.0%	0.0%	100.0%	

Data provided by CPCMS

## Criminal New Cases by Offense Type, 2014-2023



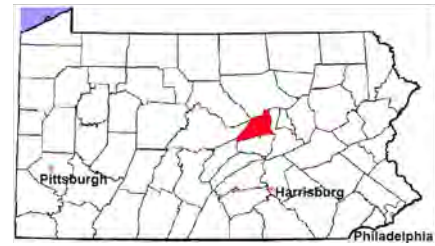
# Union County

2023 Population estimate: 42,042

Class of County: 7th

No. of Common Pleas Court Judgeships: 2

(Union and Snyder combined)

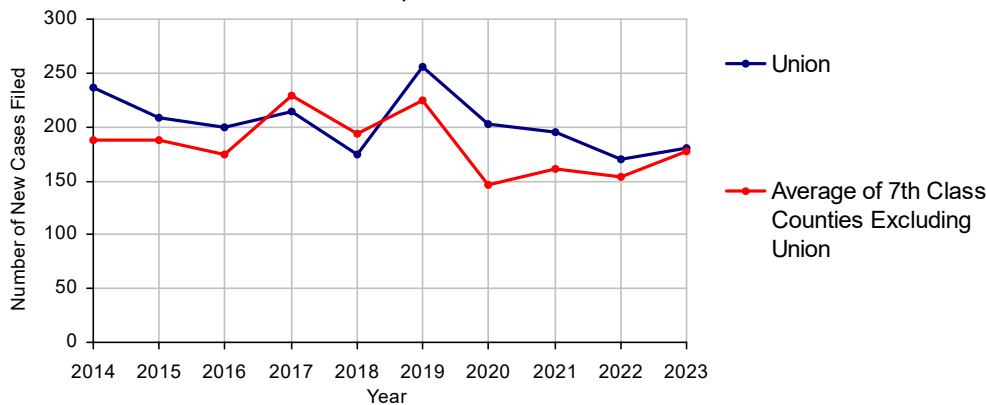


2023 Civil	Civil Action	Other	Total
Cases Pending 1/1/2023	118	81	199
Docketed Cases	121	60	181
Arbitration Appeals	0	0	0
Transferred In	1	0	1
Returned to Active	0	0	0
<b>Cases Available for Processing</b>	<b>240</b>	<b>141</b>	<b>381</b>
Processed By:			
Default Judgments	39	13	52
Cases Decided by Arbitration Board	0	0	0
Dispositive Motions	1	0	1
Settlements	23	11	34
Moved to Inactive Status	3	6	9
Transferred/Withdrawn	2	4	6
Dismissed/Discontinued	41	9	50
Administrative Purge	23	65	88
Other	5	0	5
Jury Trial	0	0	0
Non-Jury Trial	0	2	2
<b>Total Cases Processed</b>	<b>137</b>	<b>110</b>	<b>247</b>
<b>Cases Pending 12/31/2023</b>	<b>103</b>	<b>31</b>	<b>134</b>

## Age of Pending Cases as of 12/31/2023 (Civil Action Only)

0-6 months	47	45.6%
7-12 months	19	18.4%
13-18 months	12	11.7%
19-24 months	8	7.8%
25-30 months	5	4.9%
31-36 months	0	
37-42 months	1	1.0%
43-48 months	3	2.9%
49-54 months	4	3.9%
55-60 months	1	1.0%
61-66 months	1	1.0%
67-72 months	1	1.0%
Over 72 months	1	1.0%
<b>Total</b>	<b>103</b>	<b>100.0%</b>

Docketed Cases, 2014-2023





# Union County

2023 Population estimate: 42,042

Class of County: 7th

No. of Common Pleas Court Judgeships: 2  
(Union and Snyder combined)



## 2023 Civil - Docketed Cases Listed by Case Type

<b>TORT</b>	<b>15</b>	<b>8.3%</b>	<b>REAL PROPERTY</b>	<b>37</b>	<b>20.4%</b>
<i>(does not include mass tort)</i>			Ejectment*	0	
Intentional	0		Eminent Domain/Condemnation*	1	
Malicious Prosecution	0		Ground Rent	0	
Motor Vehicle	9		Landlord/Tenant Dispute	1	
Nuisance	0		Mortgage Foreclosure:		
Premise Liability	2		Residential*	29	
Product Liability	1		Commercial*	0	
Slander/Libel/Defamation	0		Partition of Real Property*	1	
Other	3		Quiet Title*	3	
<b>MASS TORT</b>	<b>0</b>		Other*	2	
Asbestos	0		<b>CIVIL APPEALS</b>	<b>12</b>	<b>6.6%</b>
Tobacco	0		<i>- Administrative Agencies</i>		
Toxic Tort - DES	0		Board of Assessment*	4	
Toxic Tort - Implant	0		Board of Elections*	3	
Toxic Waste	0		Dept. of Transportation*	4	
Other	0		Zoning Board*	0	
<b>PROFESSIONAL LIABILITY</b>	<b>9</b>	<b>5.0%</b>	Statutory Appeal - Other*	0	
Dental	0		Other*	1	
Legal	1		<b>MISCELLANEOUS</b>	<b>12</b>	<b>6.6%</b>
Medical Malpractice	2		Common Law/		
Other	6		Statutory Arbitration*	0	
<b>CONTRACT</b>	<b>96</b>	<b>53.0%</b>	Declaratory Judgment*	2	
<i>(does not include judgments)</i>			Mandamus*	0	
Buyer Plaintiff	1		Non-Domestic Relations		
Debt Collection: Credit Card	46		Restraining Order*	0	
Debt Collection: Other	42		Quo Warranto*	0	
Employment Dispute: Discrimination	1		Replevin*	1	
Employment Dispute: Other	0		Other*	9	
Other	6		<b>TOTAL DOCKETED CASES:</b>	<b>181</b>	<b>100.0%</b>

### Of the Docketed Cases:

Pro Se Filings: 0      Class Action Suits: 1    0.6%      MDJ Appeals: 5    2.8%

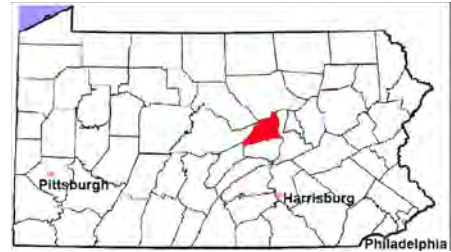
\*Civil Other

# Union County

2023 Population estimate: 42,042

Class of County: 7th

No. of Common Pleas Court Judgeships: 2  
(Union and Snyder combined)



## 2023 Protection From Abuse

**No. of  
Petitions**

Cases Pending 1/1/2023

9

New Cases Filed in 2023

70

*Of these, Petitions Requesting Temporary Orders: 65 (92.9%)*

*Temporary Orders DENIED: 6 (9.2%), Temporary Orders GRANTED: 59 (90.8%)*

### Cases Available for Processing

**79**

Processed By:

Temporary Order DENIED After Ex Parte Hearing and No Evidentiary Hearing Scheduled

6

8.1%

Temporary Order DISMISSED After Evidentiary Hearing and No Final Order Entered

19

25.7%

Final Order DENIED After Evidentiary Hearing Before a Judge or a Judicial Officer

2

2.7%

Final Order GRANTED After Evidentiary Hearing Before a Judge or a Judicial Officer

35

47.3%

Plaintiff Did Not Appear For Evidentiary Hearing

1

1.4%

Final Order by STIPULATION OR AGREEMENT Between the Parties

1

1.4%

Petition WITHDRAWN by Plaintiff

5

6.8%

TRANSFERRED to Another Jurisdiction

1

1.4%

Other

4

5.4%

### Cases Processed

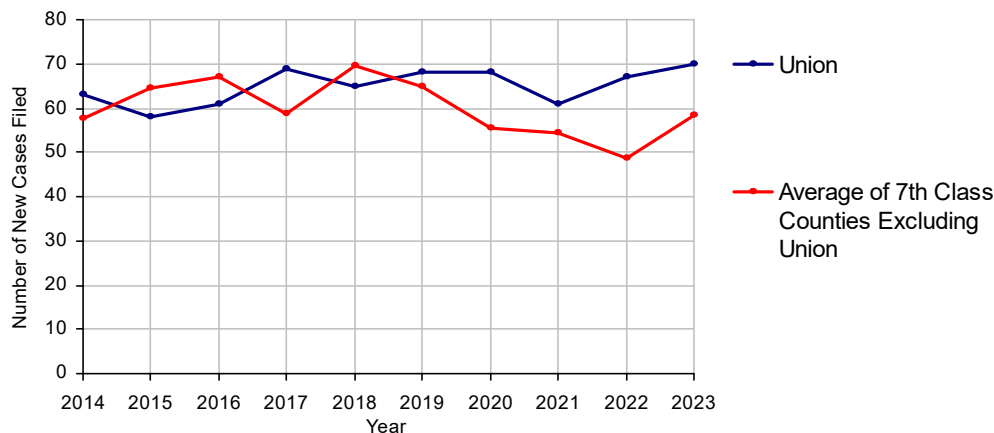
**74**

**100.0%**

### Cases Pending 12/31/2023

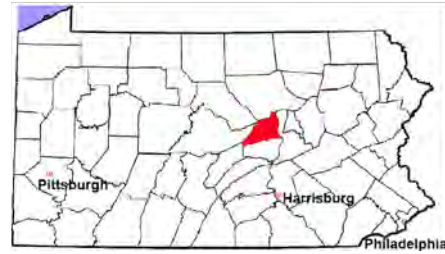
**5**

PFA New Cases Filed, 2014-2023



# Union County

2023 Population estimate: 42,042  
 Class of County: 7th  
 No. of Common Pleas Court Judgeships: 2  
 (Union and Snyder combined)



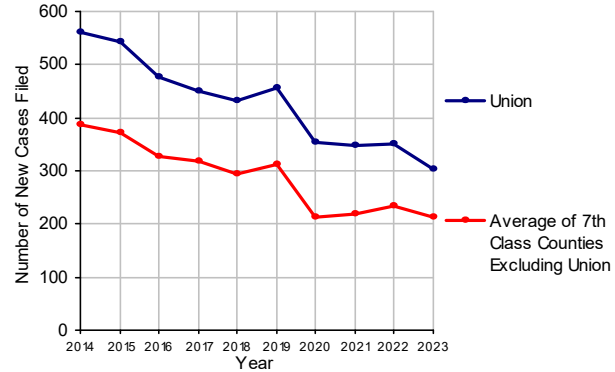
2023 Spousal & Child Support	No. of Petitions
Cases Pending 1/1/2023	54
New Cases Filed in 2023	304
Dockets Transferred In (+)	13
Dockets Transferred Out (-)	27
<b>Cases Available for Processing</b>	<b>344</b>
Processed By:	
Judge	10 3.3%
Intake Officer	290 96.7%
Hearing Officer	0
Other	0
<b>Cases Processed</b>	<b>300 100.0%</b>
<b>Cases Pending 12/31/2023</b>	<b>44</b>

Data provided by PACSES

2023 Paternity	No. of Cases
<b>Acknowledgements Filed:</b>	
Non-Domestic Relations Section	21 84.0%
During Conference	1 4.0%
Non-Stipulated (post genetic test)	0
Pre-Trial Conference	3 12.0%
<b>Total</b>	<b>25 100.0%</b>
<b>Established:</b>	
Stipulated by Genetic Tests	1 14.3%
Default - Father Failed to Appear	0
Adjudication by Court Proceeding	0
Out of State	6 85.7%
<b>Total</b>	<b>7 100.0%</b>
<b>Cases Pending 12/31/2023</b>	<b>3</b>

Data provided by PACSES

Spousal & Child Support New Cases, 2014-2023



## DEFINITIONS:

### ACKNOWLEDGEMENTS FILED:

**NON-DOMESTIC RELATIONS SECTION:** The voluntary Acknowledgement of Paternity by the alleged father.  
**DURING CONFERENCE:** The alleged father signed the Acknowledgement of Paternity-Waiver of Trial (PE-010) at the initial child support conference.  
**NON-STIPULATED (POST GENETIC TEST):** The alleged father signed the Acknowledgement of Paternity-Waiver of Trial after genetic tests were conducted and resulted in the alleged father being determined to be the biological father.  
**PRE-TRIAL CONFERENCE:** The alleged father signed the Acknowledgement of Paternity-Waiver of Trial at the pre-trial conference.

### ESTABLISHED:

**STIPULATED BY GENETIC TESTS:** The alleged father requested genetic tests and signed a stipulation that if the test results had a 99% or higher probability of paternity then the alleged father would be stipulated as the biological father of the child.  
**DEFAULT - FATHER FAILED TO APPEAR:** The alleged father failed to appear after being served for either a support conference, hearing, or genetic test and a default paternity order was entered by the court.  
**ADJUDICATION BY COURT PROCEEDING:** The alleged father was determined to be the biological father of the child through a court proceeding.  
**OUT OF STATE:** Paternity was established in another state, "Out of state only".

# Union County

2023 Population Estimate: 42,042

Class of County: 7th

No. of Common Pleas Court Judgeships: 2  
(Union and Snyder combined)



## 2023 Custody/Partial Custody/Visitation

No. of  
Petitions

Cases Pending 1/1/2023

265

New Cases Filed in 2023

102

**Cases Available for Processing**

**367**

Processed By:

Judge

11

3.3%

Non-Judicial Officer

16

4.7%

Administrative Review/Purge

289

85.5%

Other

22

6.5%

**Cases Processed**

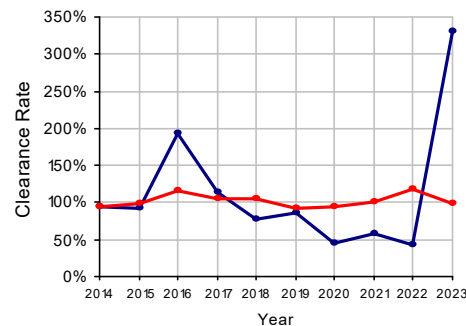
**338**

**100.0%**

**Cases Pending 12/31/2023**

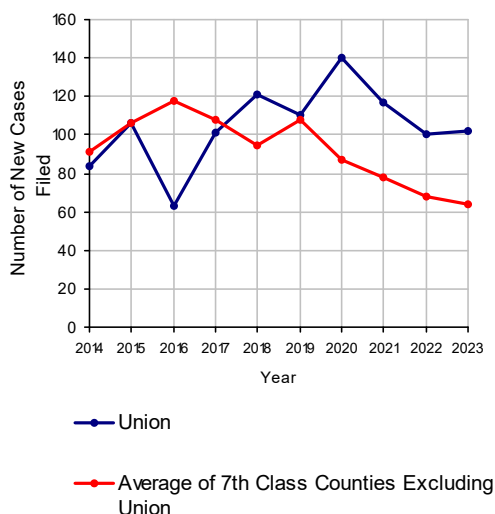
**29**

Clearance Rate, 2014-2023

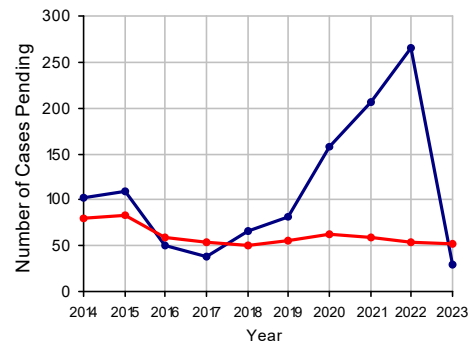


Note: Clearance Rate = Cases Processed / New Cases Filed

Custody/Partial Custody/Visitation New Cases Filed, 2014-2023



Cases Pending at the End of Year, 2014-2023

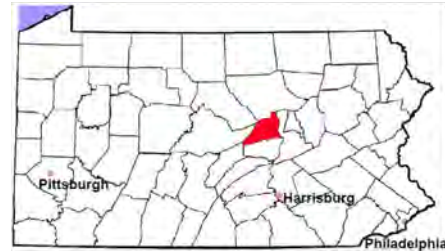


# Union County

2023 Population estimate: 42,042

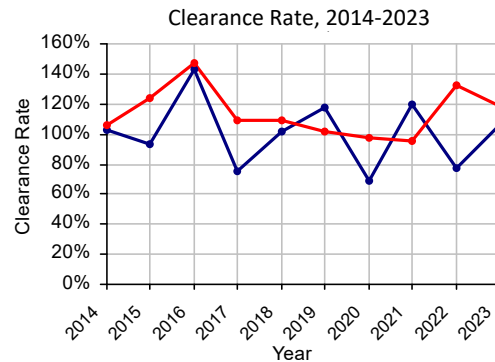
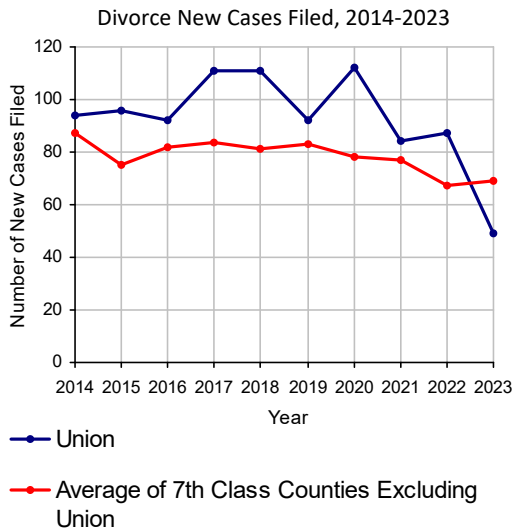
Class of County: 7th

No. of Common Pleas Court Judgeships: 2  
(Union and Snyder combined)

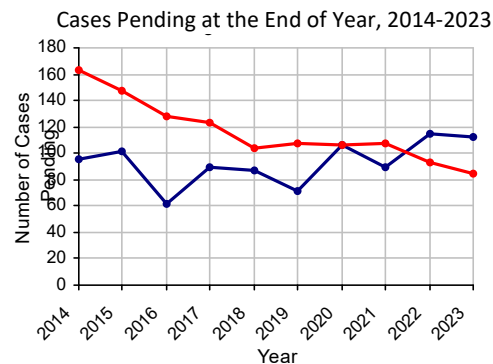


## 2023 Divorce

2023 Divorce		No. of Petitions
Cases Pending 1/1/2023		115
New Cases Filed in 2023		49
Cases Available for Processing		164
Processed By:		
Contested Before a Judge	1	1.9%
Contested Before a Non-Judicial Officer	3	5.8%
Uncontested	38	73.1%
Administrative Review/Purge	8	15.4%
Other	2	3.8%
Cases Processed	52	100.0%
Cases Pending 12/31/2023		112



Note: Clearance Rate = Cases Processed / New Cases Filed

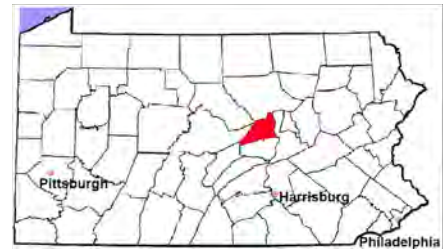


# Union County

2023 Population estimate: 42,042

Class of County: 7th

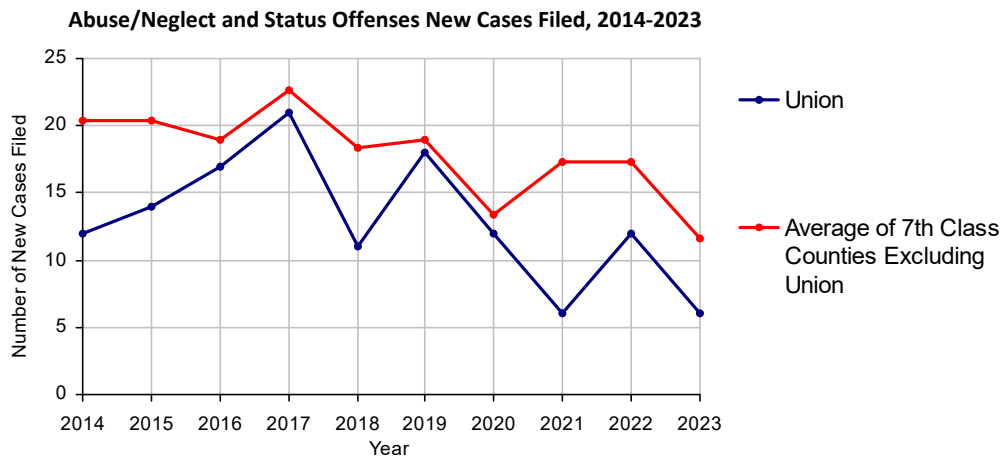
No. of Common Pleas Court Judgeships: 2  
(Union and Snyder combined)



## 2023 Juvenile Dependency - Petitions Pending Adjudication

	Abuse/ Neglect	Status Offenses	Total
Cases Pending 1/1/2023	1	0	1
New Petitions Filed in 2023	6	0	6
Other	1	0	1
<b>Total Petitions Available for Processing</b>	<b>8</b>	<b>0</b>	<b>8</b>
Processed by:			
Adjudicated Dependent			
Judge	4	0	4
Juvenile Court Hearing Officer	0	0	0
Adjudicated NOT Dependent			
Judge	0	0	0
Juvenile Court Hearing Officer	0	0	0
Withdrawn/Dismissed/Inactive	4	0	4
Other	0	0	0
<b>Total Petitions Processed</b>	<b>8</b>	<b>0</b>	<b>8</b>
<b>Cases Pending 12/31/2023</b>	<b>0</b>	<b>0</b>	<b>0</b>

Data provided by CPCMS

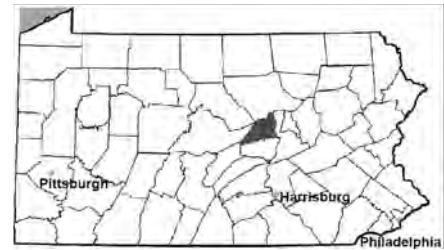


# Union County

2023 Population estimate: 42,042

Class of County: 7th

No. of Common Pleas Court Judgeships: 2  
(Union and Snyder combined)



## 2023 Juvenile Dependency - Adjudicated Dependent Inventory

	Abuse/ Neglect	Status Offenses	Total
Cases Pending 1/1/2023	8	0	8
New Adjudicated Dependent Cases	4	0	4
Other	0	0	0
<b>Total Adjudicated Dependent Cases</b>	<b>12</b>	<b>0</b>	<b>12</b>
<b><u>Court Supervision Terminated:</u></b>			
Family Reunification	1 16.7%	0	1 16.7%
Adoption	1 16.7%	0	1 16.7%
Placement with a Relative/Guardian	3 50.0%	0	3 50.0%
Aged Out	1 16.7%	0	1 16.7%
Other Permanency Outcomes*	0	0	0
Other**	0	0	0
<b>Total Adjudicated Dependent Cases Terminated</b>	<b>6 100.0%</b>	<b>0 100.0%</b>	<b>6 100.0%</b>
<b>Cases Pending 12/31/2023</b>	<b>6</b>	<b>0</b>	<b>6</b>

Data provided by CPCMS

\* Other Permanency Outcomes include: adjudicated delinquent, death due to natural causes, emancipation, permanent living arrangement, and parent has come forward.

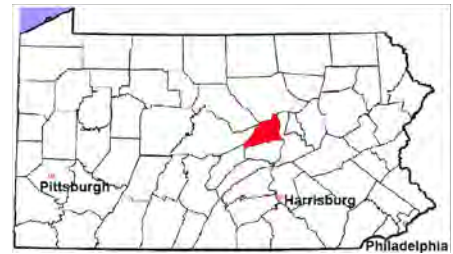
\*\* Other includes cases where court supervision is terminated due to transfer out of jurisdiction, withdrawal and administrative closure.

# Union County

2023 Population estimate: 42,042

Class of County: 7th

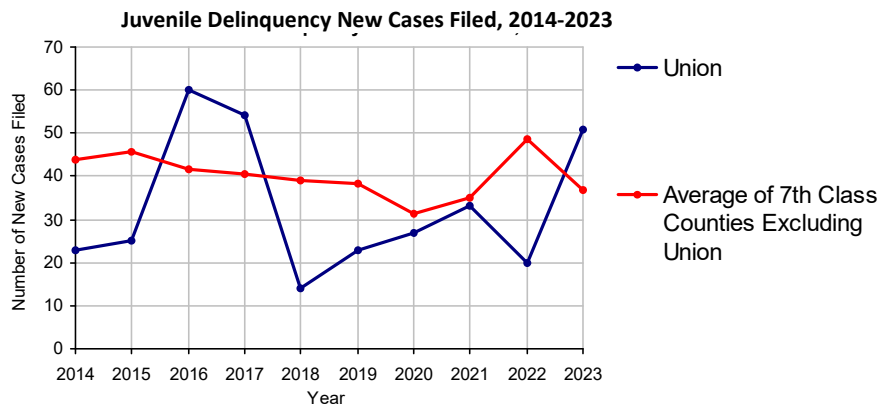
No. of Common Pleas Court Judgeships: 2  
(Union and Snyder combined)



## 2023 Juvenile Delinquency - Cases Pending Disposition

<b>Begin Pending</b>	<b>10</b>
<b>New Cases</b>	<b>51</b>
Consent Decree Revoked	0
Informal Adjustment Program Revoked	0
Alternative Program Revoked	0
Warrant Returned	0
Other	10
<b>Total Cases Available for Disposition</b>	<b>71</b>
<b>Warrant Issued</b>	<b>0</b>
<b>Disposed by:</b>	
Adjudicated Delinquent by a Judge	14
Adjudicated Delinquent by a Juvenile Court Hearing Officer	0
Consent Decree Entered	5
Informal Adjustment Program Entered	14
Warned and Counseled (Pre-Petition)	0
Dismissed/Withdrawn/Transferred	4
Transferred to Criminal Court	0
Other	4
<b>Total Cases Disposed</b>	<b>41</b>
<b>End Pending</b>	<b>30</b>

Data provided by CPCMS





# Union County

2023 Population: 42,042  
 Class of County: 7th  
 No. of Common Pleas Judgeships: 2  
 (Union and Snyder combined)

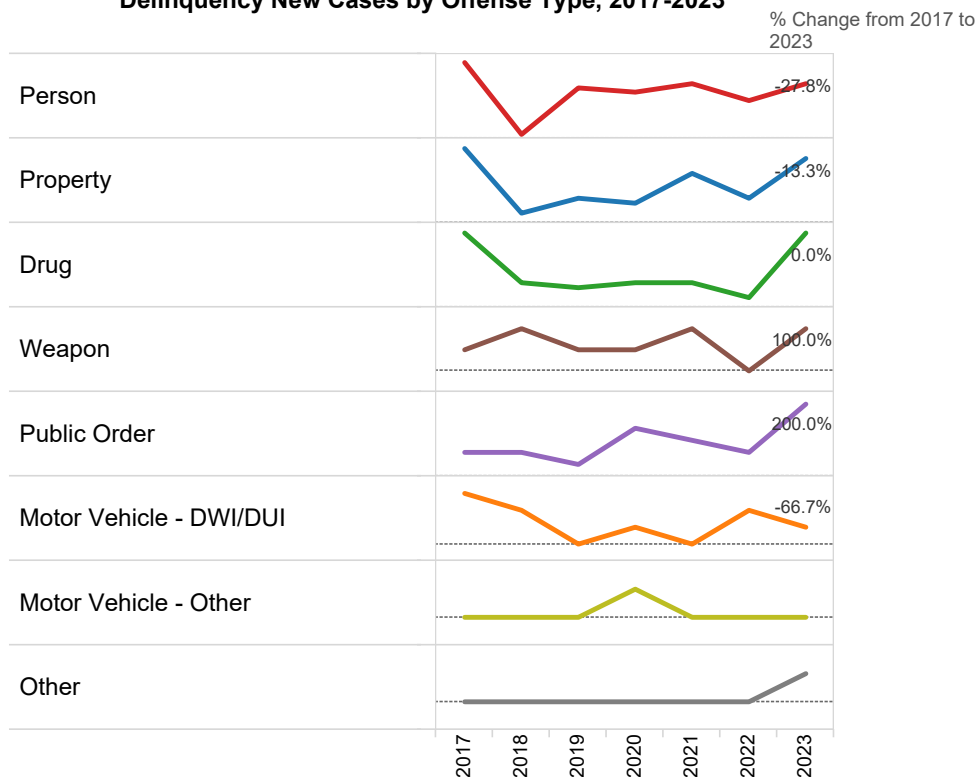


## 2023 Delinquency - New Cases by Offense Type

Case Type	Felony	Misdemeanor	Summary	Total	
Person	7	6	0	13	25.5%
Property	1	12	0	13	25.5%
Drug	0	15	0	15	29.4%
Weapon	0	2	0	2	3.9%
Public Order	0	6	0	6	11.8%
Motor Vehicle - DWI/DUI	0	1	0	1	2.0%
Motor Vehicle - Other	0	0	0	0	0.0%
Other	0	0	1	1	2.0%
Total	8	42	1	51	100.0%
	15.7%	82.4%	2.0%	100.0%	

Data provided by CPCMS

## Delinquency New Cases by Offense Type, 2017-2023



# Union County

2023 Population estimate: 42,042

Class of County: 7th

No. of Common Pleas Court Judgeships: 2  
(Union and Snyder combined)



---

## 2023 Juvenile Delinquency - Formal Dispositions

---

<b>Begin Pending</b>	<b>16</b>
Adjudicated Delinquent by a Judge	14
Adjudicated Delinquent by a Juvenile Court Hearing Officer	0
Warrant Returned	0
Other	0
<b>Total Adjudicated Delinquent Cases</b>	<b>30</b>
<b>Warrant Issued</b>	<b>0</b>
<b>Court Supervision Terminated:</b>	
Conditions Satisfied	4
Compelling Reasons	1
Reached Age 21	0
Transferred to Another Juvenile Court	0
Other	1
<b>Total Adjudicated Delinquent Cases Terminated</b>	<b>6</b>
<b>End Pending</b>	<b>24</b>

---

(R) - Revised

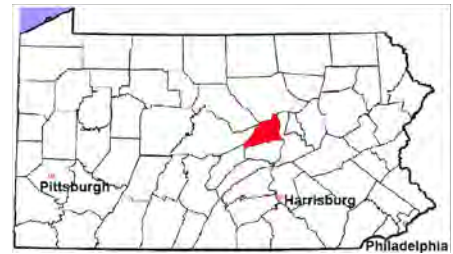
Data provided by CPCMS

# Union County

2023 Population estimate: 42,042

Class of County: 7th

No. of Common Pleas Court Judgeships: 2  
(Union and Snyder combined)



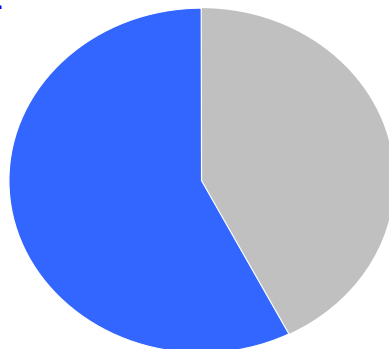
## 2023 Juvenile Delinquency - Informal Dispositions

<b>Pending Consent Decrees</b>	<b>7</b>
<b>Pending Informal Adjustments</b>	<b>1</b>
New Consent Decrees	5
<b>New Informal Adjustments</b>	<b>14</b>
Warrant Returned	0
<b>Other</b>	<b>1</b>
<b>Cases Informally Disposed</b>	<b>28</b>
<b>Warrant Issued</b>	<b>0</b>
<b>Terminated by:</b>	
Consent Decree Completed	4
<b>Informal Adjustment Completed</b>	<b>6</b>
Consent Decree Revoked	0
Informal Adjustment Program Revoked	0
<b>Other</b>	<b>1</b>
<b>Total Informally Disposed Cases Terminated</b>	<b>11</b>
<b>End Pending</b>	<b>17</b>

(R) - Revised

Data provided by CPCMS

Informal Dispositions: **58%**



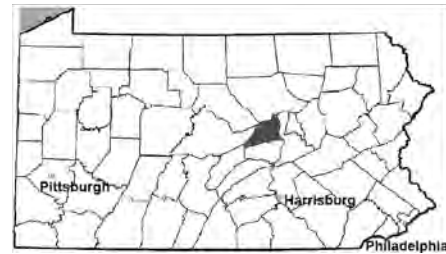
Delinquency Cases are disposed either formally, at a proceeding held before a judge or hearing officer, or informally without a proceeding. Informal dispositions include informal adjustments supervised by a juvenile probation officer; consent decrees agreed upon with the District Attorney after a petition is filed; or other pre-petition process by the juvenile probation department.

# Union County

2023 Population estimate: 42,042

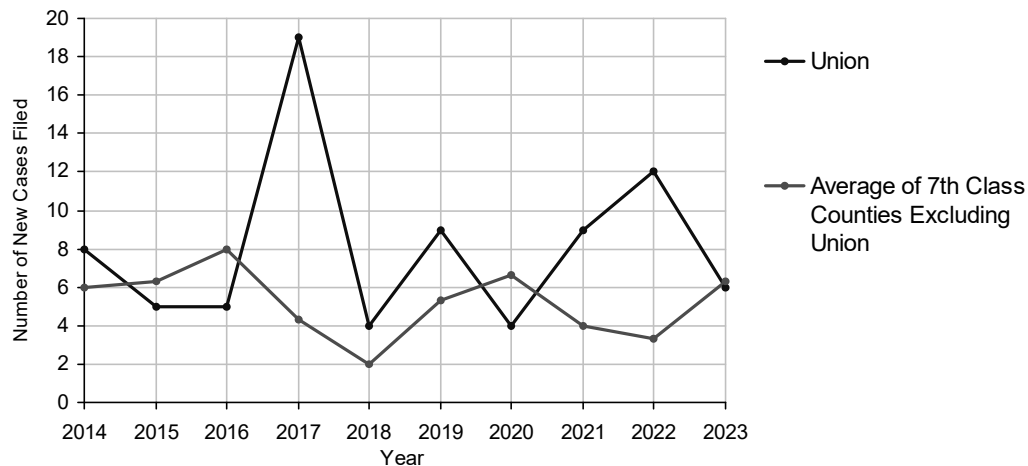
Class of County: 7th

No. of Common Pleas Court Judgeships: 2  
(Union and Snyder combined)



2023 Accounts	No. of Cases	
Cases Pending 1/1/2023	1	
New Cases Filed in 2023	6	
<b>Cases Available for Processing</b>	<b>7</b>	
Processed By:		
Contested before a Judge	0	
Contested before a Non-Judicial Officer	0	
Uncontested	6	100.0%
Other	0	
<b>Cases Processed</b>	<b>6</b>	<b>100.0%</b>
<b>Cases Pending 12/31/2023</b>	<b>1</b>	

Accounts New Cases Filed, 2014-2023

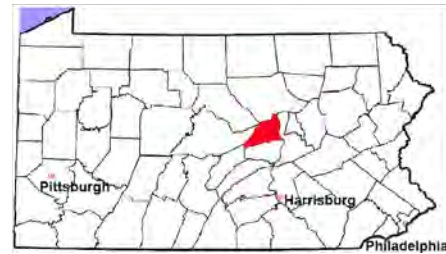


# Union County

2023 Population estimate: 42,042

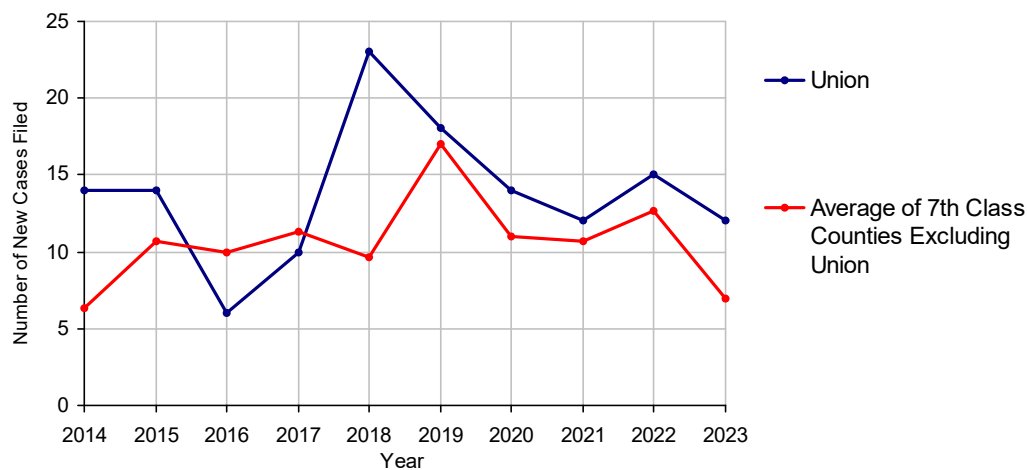
Class of County: 7th

No. of Common Pleas Court Judgeships: 2  
(Union and Snyder combined)



2023 Adoptions		No. of Cases
Cases Pending 1/1/2023		6
New Cases Filed in 2023		12
<b>Cases Available for Processing</b>		<b>18</b>
Processed By:		
Contested before a Judge	Granted	2 20.0%
	Denied	0
Uncontested	Granted	8 80.0%
	Denied	0
Other		0
<b>Cases Processed</b>		<b>10 100.0%</b>
<b>Cases Pending 12/31/2023</b>		<b>8</b>

Adoptions New Cases Filed, 2014-2023



# Union County

2023 Population estimate: 42,042

Class of County: 7th

No. of Common Pleas Court Judgeships: 2  
(Union and Snyder combined)



## 2023 Relinquishments/Terminations

No. of  
Cases

Cases Pending 1/1/2023

0

New Cases Filed in 2023

4

**Cases Available for Processing**

**4**

Processed By:

Contested before a Judge

1 25.0%

Uncontested

3 75.0%

Other

0

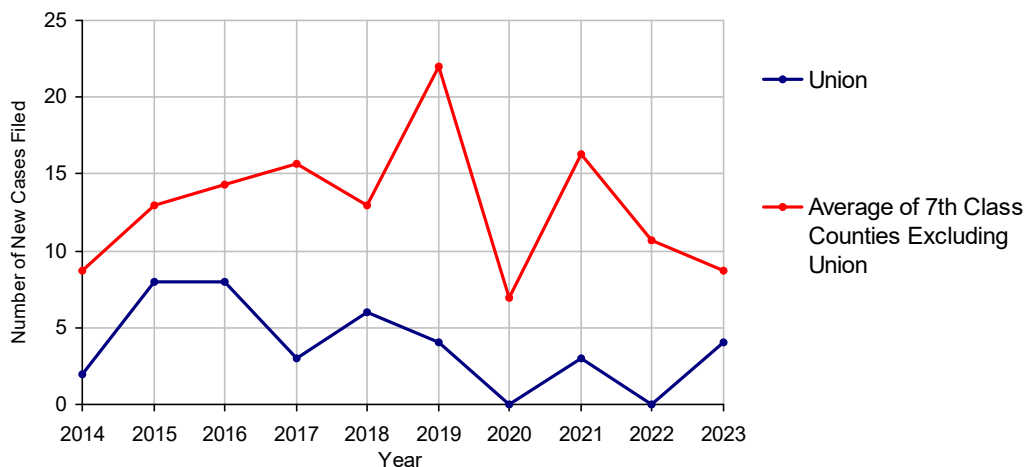
**Cases Processed**

**4 100.0%**

**Cases Pending 12/31/2023**

**0**

Relinquishments/Terminations New Cases Filed, 2014-2023

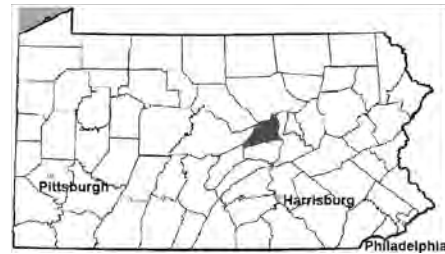


# Union County

2023 Population estimate: 42,042

Class of County: 7th

No. of Common Pleas Court Judgeships: 2  
(Union and Snyder combined)



## 2023 Appointment of Guardians

**No. of  
Cases**

Cases Pending 1/1/2023

0

New Cases Filed in 2023

3

**Cases Available for Processing**

**3**

Processed By:

Contested before a Judge

0

Uncontested

3

100.0%

Other

0

**Cases Processed**

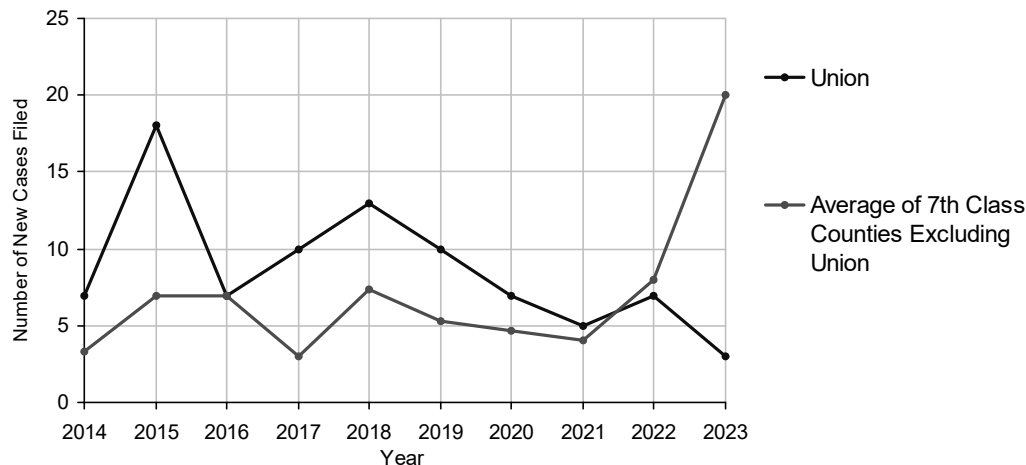
**3**

**100.0%**

**Cases Pending 12/31/2023**

**0**

**Appointment of Guardians New Cases Filed, 2014-2023**

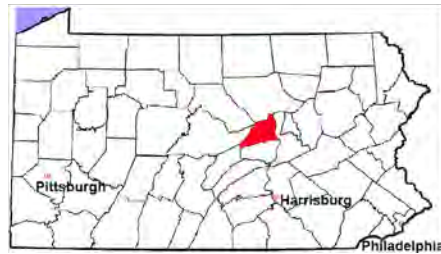


# Union County

2023 Population estimate: 42,042

Class of County: 7th

No. of Common Pleas Court Judgeships: 2  
(Union and Snyder combined)



## 2023 Jury Yield and Utilization

### Jury Yield

Qualification Questionnaires/Summonses Mailed:	961	A			
Returned Undeliverable:	57	B	5.9%		
Not Responded to:	130	C	13.5%		
the Number of Prospective Jurors:					
Disqualified:	70	D	7.3%	Of Qualification Questionnaires/ Summonses Mailed	
Exempted:	10	E	1.0%		
Excused:	155	F	16.1%		
Deferred to New Term:	103	G	10.7%		
Deferred from Previous Term:	164	H	17.1%		
Total Number of Qualified Jurors Available for Service:	600	I	62.4%		
$I = A - B - C - D - E - F - G + H$					

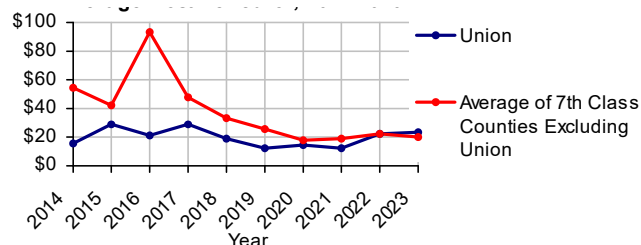
### Jury Utilization

the Number of Jurors:					
Reporting for Service:	598		99.7%	Of Jurors Qualified and Available	
Told Not to Report for Service:	416		69.3%		
Sent to Courtroom for Jury Selection (Voir Dire):	479		80.1%	Of Jurors Reporting for Service	
Impaneled or Sworn (jurors/alternates):	196		32.8%		
Removed for Cause/Hardship:	59				
Removed by Peremptory Challenge:	223				
Number of Jury Trials Started:	14				
Pool Days:	6				
Zero Panel Days:	6		100.0%		(Of Pool Days)

### Jury Costs

Total Annual Budget for Juror Operations:	\$22,320.00	J
Average Cost Per Juror:	\$23.23	K
$K = J/A$		

Average Cost Per Juror, 2014-2023



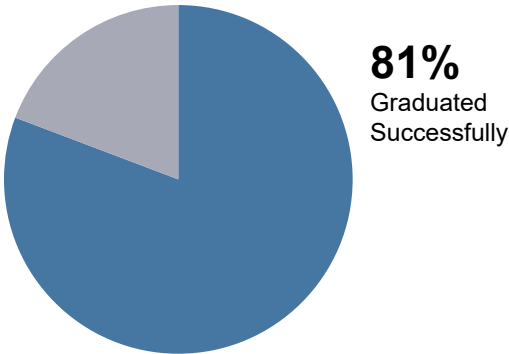


# Snyder/Union County


## 2023 Problem Solving Courts

26 Discharges

Of All Court Participants Discharged:



20 Admissions

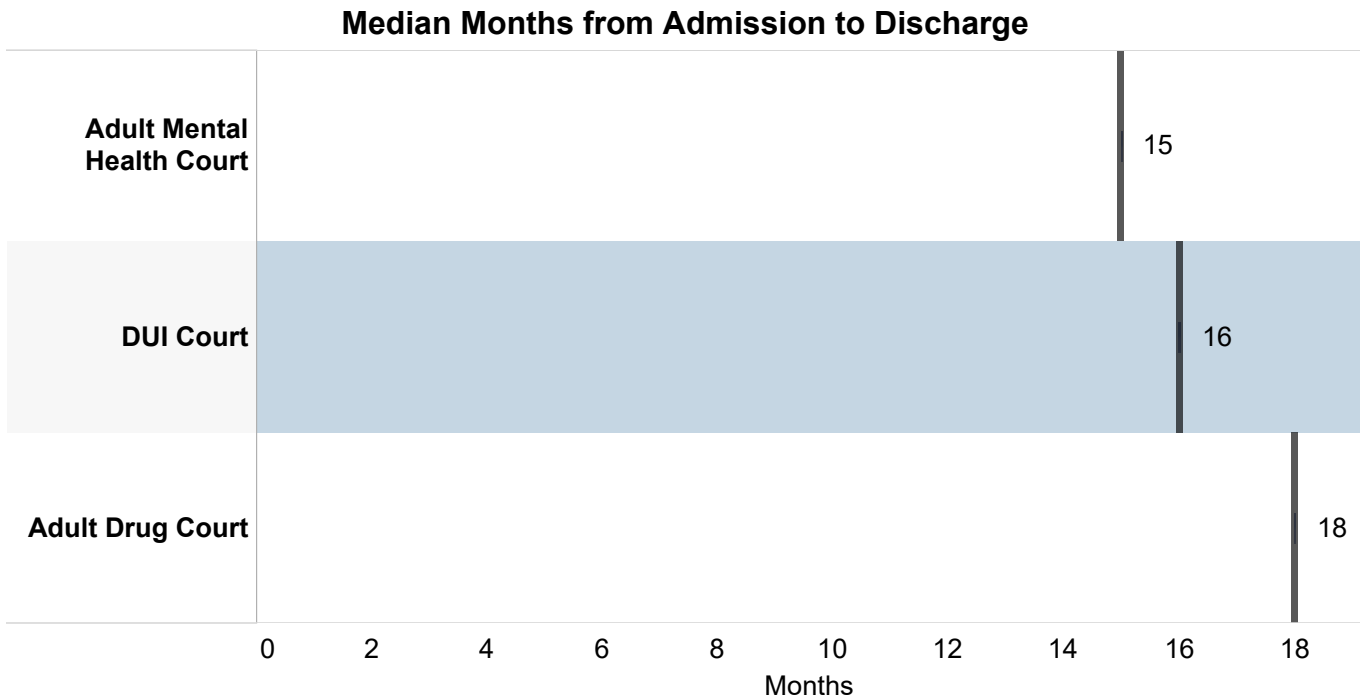


### Discharge Reason

	Successfully Completed	Unsuccessful /Non-Compliant	Other	Total Discharges
Adult Drug Court	11 (68.8%)	4 (25.0%)	1 (6.3%)	16 (100.0%)
DUI Court	7 (100.0%)			7 (100.0%)
Adult Mental Health Court	3 (100.0%)			3 (100.0%)

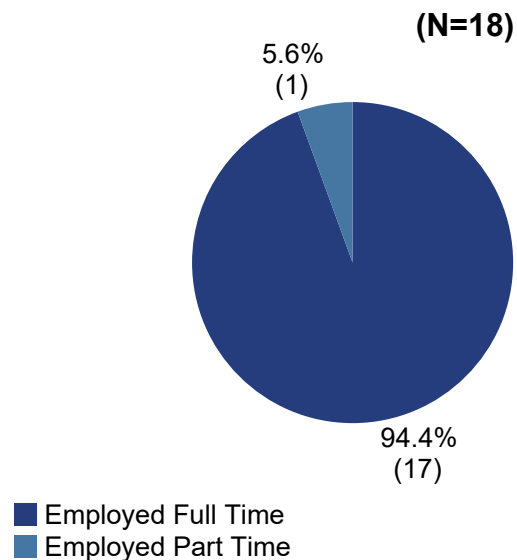

# Snyder/Union County

## 2023 Problem Solving Courts



Among successful graduates, there was a 64% increase in employment.

94% of the employed successful graduates were employed full time:



19% (5) of all participants have improved in education level at discharge.



DEPARTMENT OF RESEARCH & STATISTICS

KIM NIEVES, PH.D.

DIRECTOR

ANDREW GINDER, MPA

ASSISTANT DIRECTOR

YAN LIU, M.S.

SENIOR STATISTICAL ANALYST

SASANKA ADIKARI, PH.D

DATA SCIENTIST

AMANDA PEREIRA

RESEARCH ASSISTANT