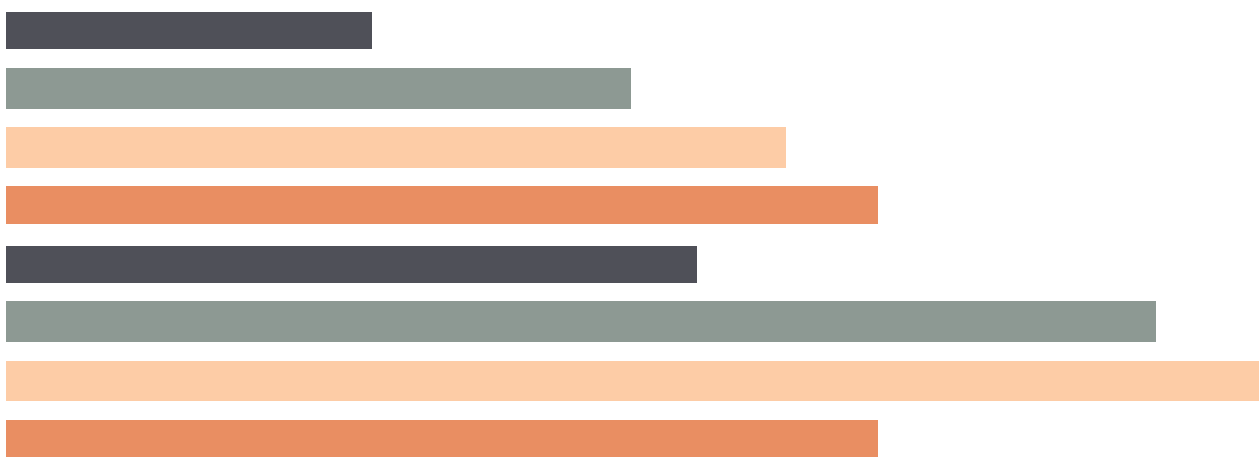
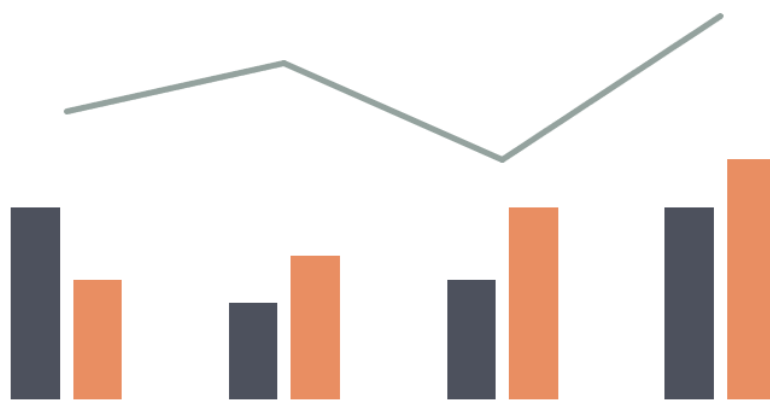
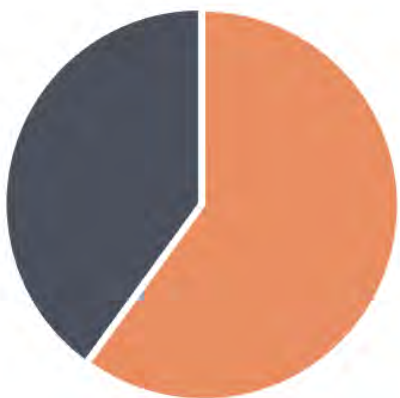


# 2023 Sullivan County

Court of Common Pleas  
Caseload Statistics for






We are pleased to provide you with a copy of the 2023 County Caseload Display pages. They can also be viewed on the AOPC webpage at [www.pacourts.us](http://www.pacourts.us) in the *News & Statistics* section under *Research & Statistics*.

Should you have any questions or comments, please do not hesitate to contact me at 717.231.3300 .

Sincerely,

A handwritten signature in black ink, appearing to read 'Sasanka', written over a horizontal line.

Sasanka Adikari, Ph.D.  
Data Scientist  
Department of Research and Statistics



# Table of Contents

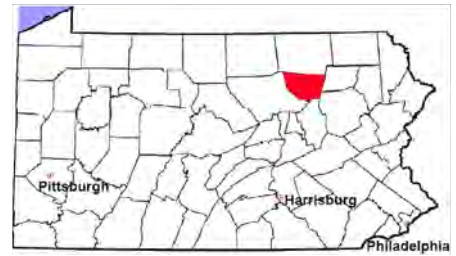
CPCMS Criminal .....	Page 1
CPCMS Criminal - New Cases by Case Type.....	Page 2
Civil.....	Page 3
Civil - Docketed Cases Listed by Case Type.....	Page 4
Protection From Abuse .....	Page 5
Spousal & Child Support and Paternity .....	Page 6
Custody/Partial Custody/Visitation.....	Page 7
Divorce .....	Page 8
Juvenile Dependency - Active Dependent Inventory .....	Page 9
Juvenile Dependency - Adjudicated Dependent Inventory .....	Page 10
Juvenile Delinquency - Cases Pending Disposition.....	Page 11
Juvenile Delinquency - New Cases by Case Type .....	Page 12
Juvenile Delinquency - Formal Dispositions .....	Page 13
Juvenile Delinquency - Informal Dispositions .....	Page 14
Accounts.....	Page 15
Adoptions.....	Page 16
Relinquishments/Terminations .....	Page 17
Appointment of Guardians .....	Page 18
Jury Yield and Utilization .....	Page 19
Problem Solving Courts.....	Pages 20-21

# Sullivan County

2023 Population estimate: 5,834

Class of County: 8th

No. of Common Pleas Court Judgeships: 1  
(Sullivan and Wyoming combined)



## 2023 Criminal No. of Cases

Cases Pending 1/1/2023	24
New Cases Filed in 2023	87
Reopened Cases	1
<b>Cases Available for Processing</b>	<b>112</b>

### Processed by:

Withdrawn/Dismissed	4	4.7%
Diversionsary Disposition*	16	18.6%
Guilty Plea	61	70.9%
Non-Jury Trial	1	1.2%
Jury Trial	0	
Inactive	3	3.5%
Other	1	1.2%
<b>Total Cases Processed</b>	<b>86</b>	<b>100.0%</b>

**Cases Pending 12/31/2023** **26**

Cases Awaiting Sentencing 13

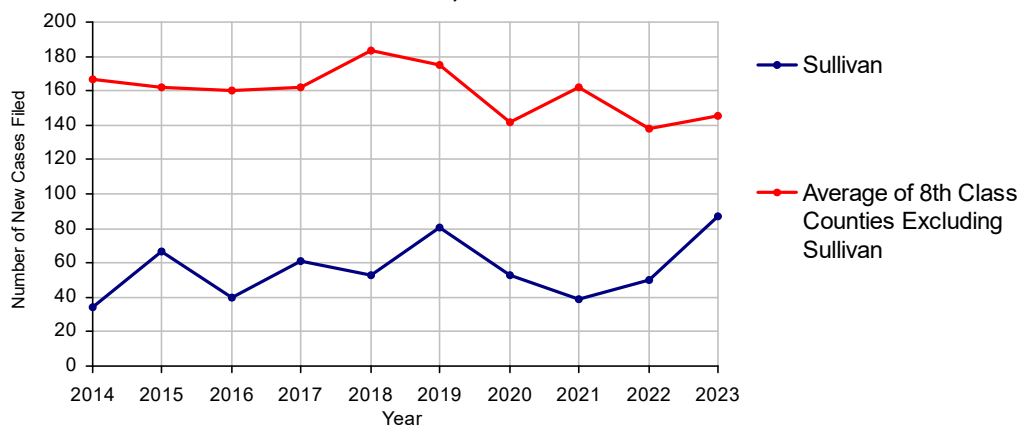
Data provided by CPCMS

\* Includes other diversionsary programs such as Veterans Court.

### Age of Pending Cases as of 12/31/2023

0-60 Days	8	30.8%
61-120 Days	10	38.5%
121-180 Days	1	3.8%
181-240 Days	2	7.7%
241-300 Days	1	3.8%
301-360 Days	3	11.5%
Over 360 Days	1	3.8%
<b>Total</b>	<b>26</b>	<b>100.0%</b>

Criminal New Cases, 2014-2023



# Sullivan County

2023 Population: 5,834  
Class of County: 8th  
No. of Common Pleas Judgeships: 1  
(Sullivan and Wyoming combined)

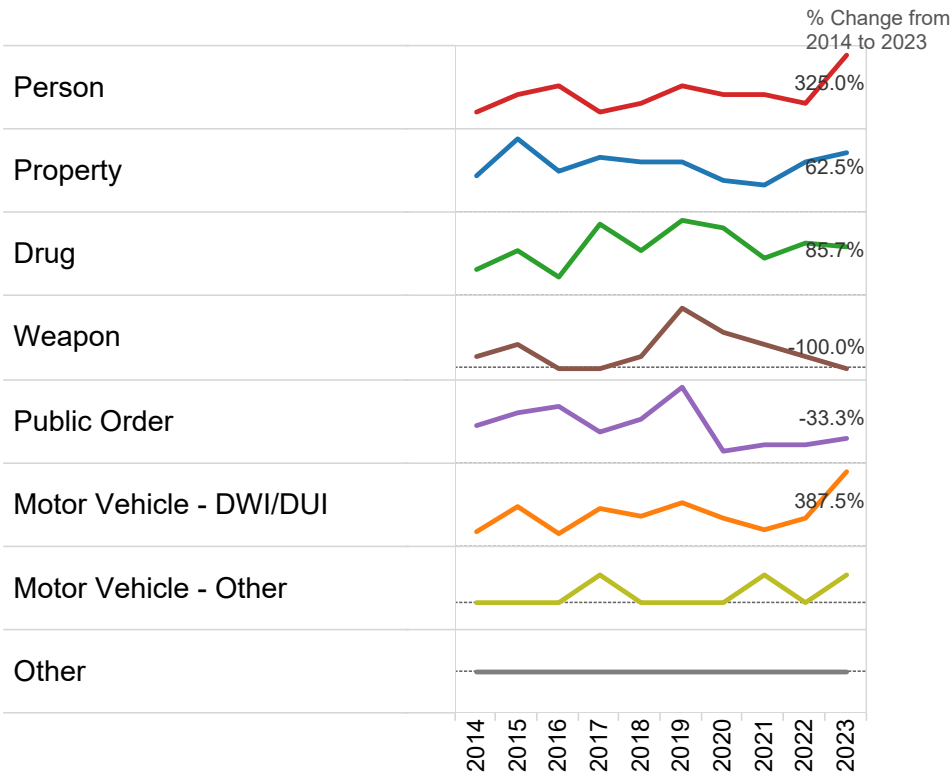


## 2023 Criminal - New Cases by Offense Type

Case Type	Felony	Misdemeanor	Summary	Total	
Person	8	9	0	17	19.5%
Property	6	7	0	13	14.9%
Drug	0	13	0	13	14.9%
Weapon	0	0	0	0	0.0%
Public Order	1	3	0	4	4.6%
Motor Vehicle - DWI/DUI	3	36	0	39	44.8%
Motor Vehicle - Other	0	1	0	1	1.1%
Other	0	0	0	0	0.0%
Total	18	69	0	87	100.0%
	20.7%	79.3%	0.0%	100.0%	

Data provided by CPCMS

## Criminal New Cases by Offense Type, 2014-2023



# Sullivan County

2023 Population estimate: 5,834

Class of County: 8th

No. of Common Pleas Court Judgeships: 1

(Sullivan and Wyoming combined)

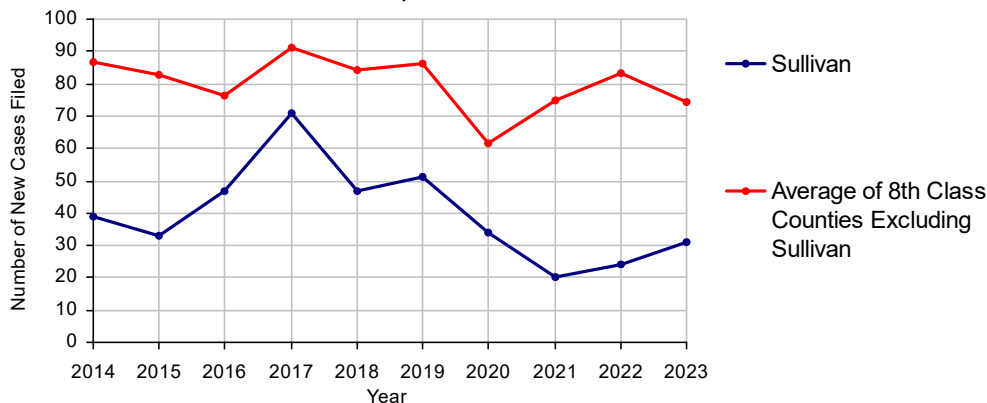


2023 Civil	Civil Action	Other	Total
Cases Pending 1/1/2023	33	86	119
Docketed Cases	12	19	31
Arbitration Appeals	0	0	0
Transferred In	0	0	0
Returned to Active	0	0	0
<b>Cases Available for Processing</b>	<b>45</b>	<b>105</b>	<b>150</b>
Processed By:			
Default Judgments	6	0	6
Cases Decided by Arbitration Board	0	0	0
Dispositive Motions	0	0	0
Settlements	4	6	10
Moved to Inactive Status	0	0	0
Transferred/Withdrawn	0	1	1
Dismissed/Discontinued	3	3	6
Administrative Purge	14	64	78
Other	2	10	12
Jury Trial	0	0	0
Non-Jury Trial	0	0	0
<b>Total Cases Processed</b>	<b>29</b>	<b>84</b>	<b>113</b>
<b>Cases Pending 12/31/2023</b>	<b>16</b>	<b>21</b>	<b>37</b>

## Age of Pending Cases as of 12/31/2023 (Civil Action Only)

0-6 months	6	37.5%
7-12 months	5	31.3%
13-18 months	1	6.3%
19-24 months	2	12.5%
25-30 months	0	
31-36 months	0	
37-42 months	0	
43-48 months	0	
49-54 months	2	12.5%
55-60 months	0	
61-66 months	0	
67-72 months	0	
Over 72 months	0	
<b>Total</b>	<b>16</b>	<b>100.0%</b>

Docketed Cases, 2014-2023





# Sullivan County

2023 Population estimate: 5,834

Class of County: 8th

No. of Common Pleas Court Judgeships: 1

(Sullivan and Wyoming combined)



## 2023 Civil - Docketed Cases Listed by Case Type

### TORT 2 6.5%

*(does not include mass tort)*

Intentional	1
Malicious Prosecution	0
Motor Vehicle	1
Nuisance	0
Premise Liability	0
Product Liability	0
Slander/Libel/Defamation	0
Other	0

### MASS TORT 0

Asbestos	0
Tobacco	0
Toxic Tort - DES	0
Toxic Tort - Implant	0
Toxic Waste	0
Other	0

### PROFESSIONAL LIABILITY 0

Dental	0
Legal	0
Medical Malpractice	0
Other	0

### CONTRACT 10 32.3%

*(does not include judgments)*

Buyer Plaintiff	0
Debt Collection: Credit Card	4
Debt Collection: Other	6
Employment Dispute: Discrimination	0
Employment Dispute: Other	0
Other	0

### Of the Docketed Cases:

Pro Se Filings: 0 Class Action Suits: 0 MDJ Appeals: 0

\*Civil Other

### REAL PROPERTY 9 29.0%

Ejectment*	1
Eminent Domain/Condemnation*	1
Ground Rent	0
Landlord/Tenant Dispute	0
Mortgage Foreclosure:	
Residential*	5
Commercial*	0
Partition of Real Property*	0
Quiet Title*	0
Other*	2

### CIVIL APPEALS 2 6.5%

*- Administrative Agencies*

Board of Assessment*	1
Board of Elections*	0
Dept. of Transportation*	1
Zoning Board*	0
Statutory Appeal - Other*	0
Other*	0

### MISCELLANEOUS 8 25.8%

Common Law/	
Statutory Arbitration*	0
Declaratory Judgment*	0
Mandamus*	0
Non-Domestic Relations	
Restraining Order*	0
Quo Warranto*	0
Replevin*	0
Other*	8

### TOTAL DOCKETED CASES: 31 100.0%

# Sullivan County

2023 Population estimate: 5,834

Class of County: 8th

No. of Common Pleas Court Judgeships: 1  
(Sullivan and Wyoming combined)



## 2023 Protection From Abuse

**No. of  
Petitions**

Cases Pending 1/1/2023 6 (R)

New Cases Filed in 2023 12

*Of these, Petitions Requesting Temporary Orders: 12 (100.0%)*

*Temporary Orders DENIED: 2 (16.7%), Temporary Orders GRANTED: 10 (83.3%)*

**Cases Available for Processing 18**

Processed By:

Temporary Order DENIED After Ex Parte Hearing and No Evidentiary Hearing Scheduled 2 12.5%

Temporary Order DISMISSED After Evidentiary Hearing and No Final Order Entered 1 6.3%

Final Order DENIED After Evidentiary Hearing Before a Judge or a Judicial Officer 1 6.3%

Final Order GRANTED After Evidentiary Hearing Before a Judge or a Judicial Officer 9 56.3%

Plaintiff Did Not Appear For Evidentiary Hearing 0

Final Order by STIPULATION OR AGREEMENT Between the Parties 0

Petition WITHDRAWN by Plaintiff 1 6.3%

TRANSFERRED to Another Jurisdiction 0

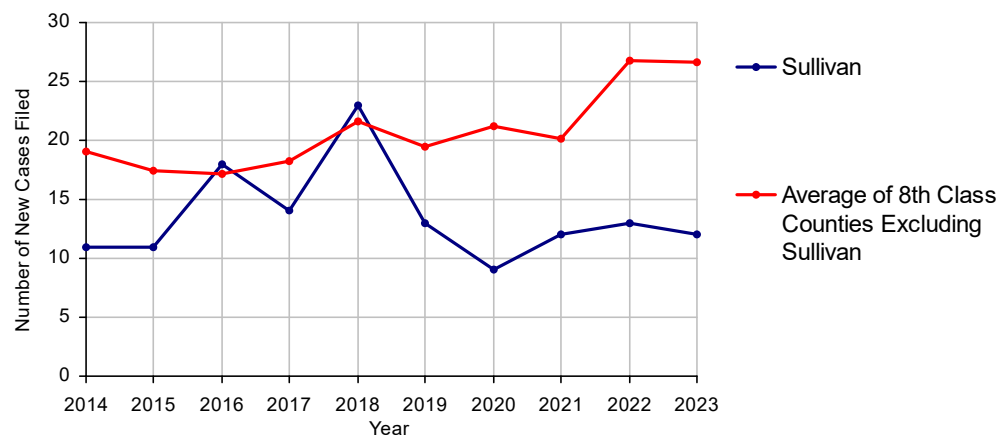
Other 2 12.5%

**Cases Processed 16 100.0%**

**Cases Pending 12/31/2023 2**

(R) - Revised

PFA New Cases Filed, 2014-2023



# Sullivan County

2023 Population estimate: 5,834

Class of County: 8th

No. of Common Pleas Court Judgeships: 1  
(Sullivan and Wyoming combined)



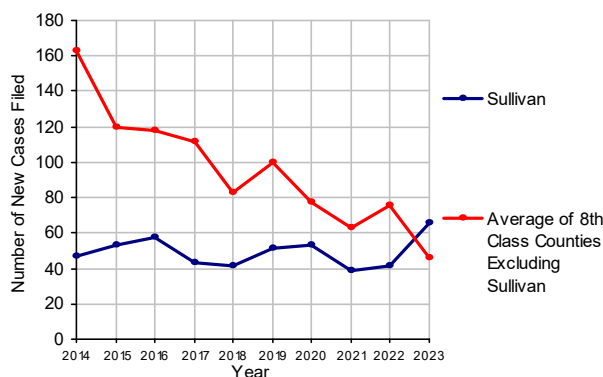
2023 Spousal & Child Support	No. of Petitions
Cases Pending 1/1/2023	17
New Cases Filed in 2023	66
Dockets Transferred In (+)	1
Dockets Transferred Out (-)	3
<b>Cases Available for Processing</b>	<b>81</b>
Processed By:	
Judge	0
Intake Officer	39 100.0%
Hearing Officer	0
Other	0
<b>Cases Processed</b>	<b>39 100.0%</b>
<b>Cases Pending 12/31/2023</b>	<b>42</b>

Data provided by PACSES

2023 Paternity	No. of Cases
<b>Acknowledgements Filed:</b>	
Non-Domestic Relations Section	1 100.0%
During Conference	0
Non-Stipulated (post genetic test)	0
Pre-Trial Conference	0
<b>Total</b>	<b>1 100.0%</b>
<b>Established:</b>	
Stipulated by Genetic Tests	0
Default - Father Failed to Appear	0
Adjudication by Court Proceeding	0
Out of State	0
<b>Total</b>	<b>0</b>
<b>Cases Pending 12/31/2023</b>	<b>1</b>

Data provided by PACSES

Spousal & Child Support New Cases, 2014-2023



## DEFINITIONS:

### ACKNOWLEDGEMENTS FILED:

**NON-DOMESTIC RELATIONS SECTION:** The voluntary Acknowledgement of Paternity by the alleged father.

**DURING CONFERENCE:** The alleged father signed the Acknowledgement of Paternity-Waiver of Trial (PE-010) at the initial child support conference.

**NON-STIPULATED (POST GENETIC TEST):** The alleged father signed the Acknowledgement of Paternity-Waiver of Trial after genetic tests were conducted and resulted in the alleged father being determined to be the biological father.

**PRE-TRIAL CONFERENCE:** The alleged father signed the Acknowledgement of Paternity-Waiver of Trial at the pre-trial conference.

### ESTABLISHED:

**STIPULATED BY GENETIC TESTS:** The alleged father requested genetic tests and signed a stipulation that if the test results had a 99% or higher probability of paternity then the alleged father would be stipulated as the biological father of the child.

**DEFAULT - FATHER FAILED TO APPEAR:** The alleged father failed to appear after being served for either a support conference, hearing, or genetic test and a default paternity order was entered by the court.

**ADJUDICATION BY COURT PROCEEDING:** The alleged father was determined to be the biological father of the child through a court proceeding.

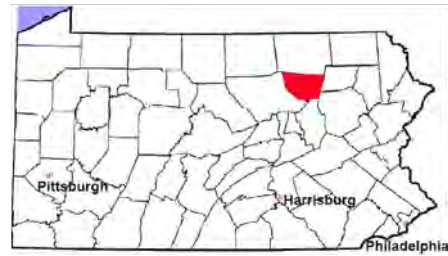
**OUT OF STATE:** Paternity was established in another state, "Out of state only".

# Sullivan County

2023 Population Estimate: 5,834

Class of County: 8th

No. of Common Pleas Court Judgeships: 1  
(Sullivan and Wyoming combined)



## 2023 Custody/Partial Custody/Visitation

No. of  
Petitions

Cases Pending 1/1/2023

22

New Cases Filed in 2023

11

**Cases Available for Processing**

**33**

Processed By:

Judge

6

23.1%

Non-Judicial Officer

0

Administrative Review/Purge

17

65.4%

Other

3

11.5%

**Cases Processed**

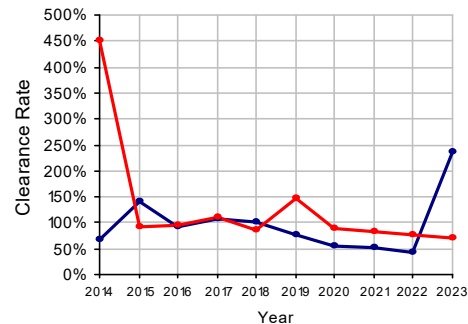
**26**

**100.0%**

**Cases Pending 12/31/2023**

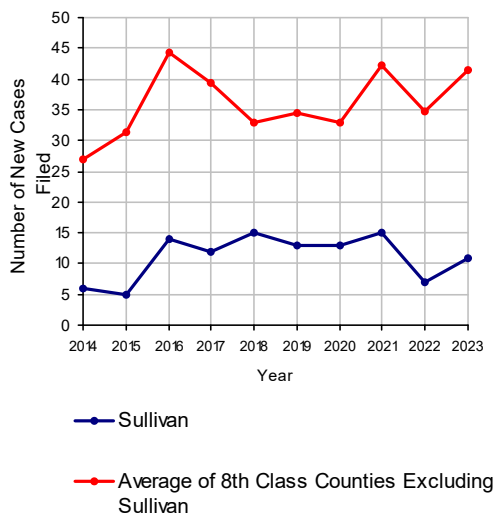
**7**

Clearance Rate, 2014-2023

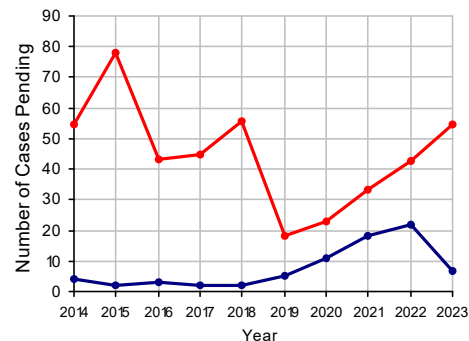


Note: Clearance Rate = Cases Processed / New Cases Filed

Custody/Partial Custody/Visitation New Cases Filed, 2014-2023



Cases Pending at the End of Year, 2014-2023

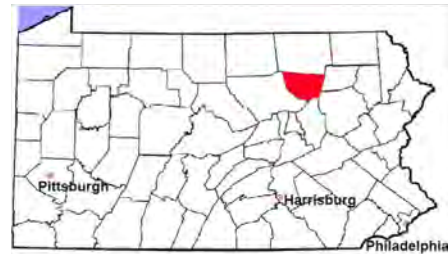


# Sullivan County

2023 Population estimate: 5,834

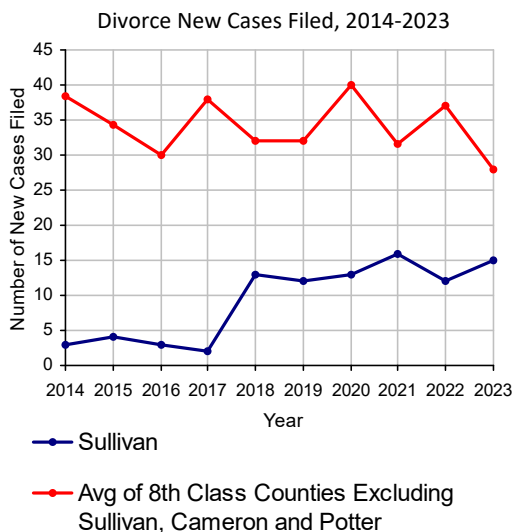
Class of County: 8th

No. of Common Pleas Court Judgeships: 1  
(Sullivan and Wyoming combined)



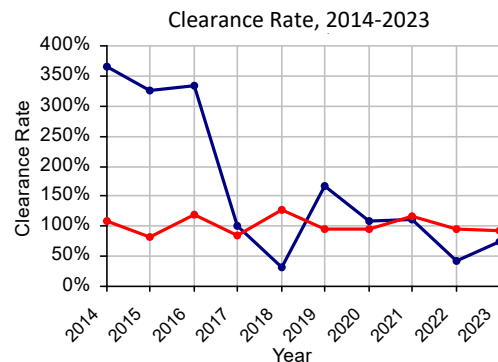
## 2023 Divorce

	No. of Petitions	
Cases Pending 1/1/2023	10	
New Cases Filed in 2023	15	
<b>Cases Available for Processing</b>	<b>25</b>	
Processed By:		
Contested Before a Judge	2	18.2%
Contested Before a Non-Judicial Officer	0	
Uncontested	9	81.8%
Administrative Review/Purge	0	
Other	0	
<b>Cases Processed</b>	<b>11</b>	<b>100.0%</b>
<b>Cases Pending 12/31/2023</b>	<b>14</b>	

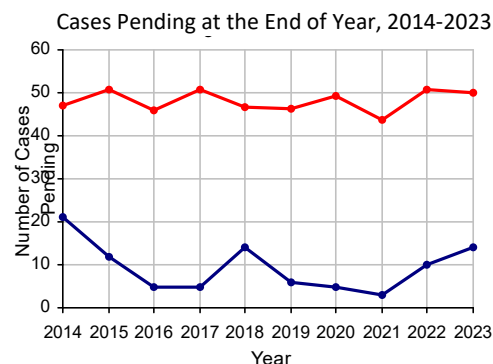


Note. 1) Due to a high number of out-of-district petitions, Cameron and Potter Counties have a larger inventories than other 8th class counties. Therefore, it is not meaningful to compare Cameron and Potter Counties with other 8th class counties.

2) The unusually high clearance rate in 2014 was due to an administrative review and purge.



Note: Clearance Rate = Cases Processed / New Cases Filed

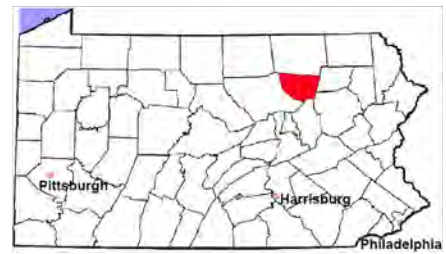


# Sullivan County

2023 Population estimate: 5,834

Class of County: 8th

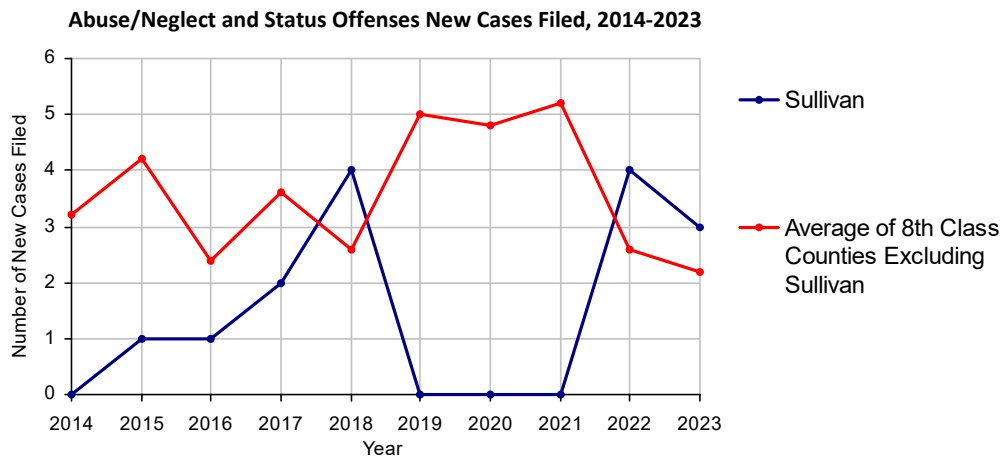
No. of Common Pleas Court Judgeships: 1  
(Sullivan and Wyoming combined)



## 2023 Juvenile Dependency - Petitions Pending Adjudication

	Abuse/ Neglect	Status Offenses	Total
Cases Pending 1/1/2023	2	0	2
New Petitions Filed in 2023	3	0	3
Other	0	0	0
<b>Total Petitions Available for Processing</b>	<b>5</b>	<b>0</b>	<b>5</b>
Processed by:			
Adjudicated Dependent			
Judge	2	0	2
Juvenile Court Hearing Officer	0	0	0
Adjudicated NOT Dependent			
Judge	0	0	0
Juvenile Court Hearing Officer	0	0	0
Withdrawn/Dismissed/Inactive	3	0	3
Other	0	0	0
<b>Total Petitions Processed</b>	<b>5</b>	<b>0</b>	<b>5</b>
<b>Cases Pending 12/31/2023</b>	<b>0</b>	<b>0</b>	<b>0</b>

Data provided by CPCMS

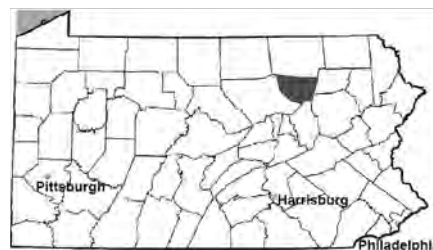


# Sullivan County

2023 Population estimate: 5,834

Class of County: 8th

No. of Common Pleas Court Judgeships: 1  
(Sullivan and Wyoming combined)



## 2023 Juvenile Dependency - Adjudicated Dependent Inventory

	Abuse/ Neglect	Status Offenses	Total
Cases Pending 1/1/2023	0	0	0
New Adjudicated Dependent Cases	2	0	2
Other	0	0	0
<b>Total Adjudicated Dependent Cases</b>	<b>2</b>	<b>0</b>	<b>2</b>

### Court Supervision Terminated:

Family Reunification	0	0	0
Adoption	0	0	0
Placement with a Relative/Guardian	0	0	0
Aged Out	0	0	0
Other Permanency Outcomes*	0	0	0
Other**	0	0	0
<b>Total Adjudicated Dependent Cases Terminated</b>	<b>0</b>	<b>0</b>	<b>0</b>
<b>Cases Pending 12/31/2023</b>	<b>2</b>	<b>0</b>	<b>2</b>

Data provided by CPCMS

\* Other Permanency Outcomes include: adjudicated delinquent, death due to natural causes, emancipation, permanent living arrangement, and parent has come forward.

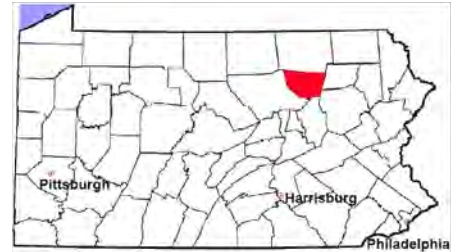
\*\* Other includes cases where court supervision is terminated due to transfer out of jurisdiction, withdrawal and administrative closure.

# Sullivan County

2023 Population estimate: 5,834

Class of County: 8th

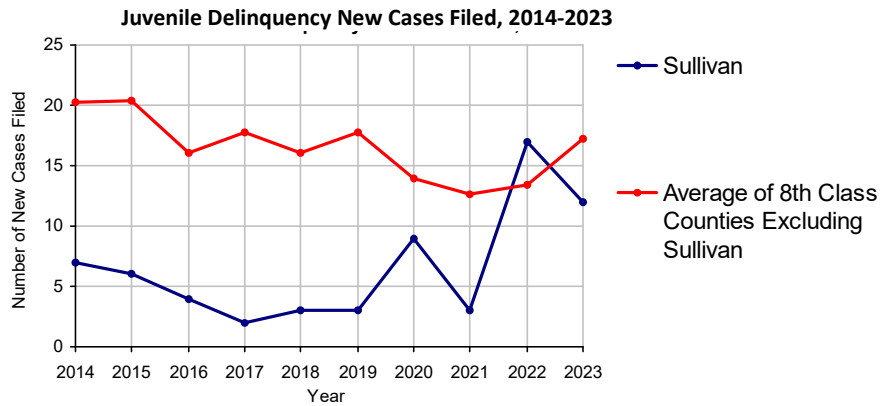
No. of Common Pleas Court Judgeships: 1  
(Sullivan and Wyoming combined)



## 2023 Juvenile Delinquency - Cases Pending Disposition

<b>Begin Pending</b>	<b>3</b>
New Cases	12
Consent Decree Revoked	0
Informal Adjustment Program Revoked	0
Alternative Program Revoked	0
Warrant Returned	0
Other	0
<b>Total Cases Available for Disposition</b>	<b>15</b>
<b>Warrant Issued</b>	<b>2</b>
<b>Disposed by:</b>	
Adjudicated Delinquent by a Judge	6
Adjudicated Delinquent by a Juvenile Court Hearing Officer	0
Consent Decree Entered	1
Informal Adjustment Program Entered	0
Warned and Counseled (Pre-Petition)	0
Dismissed/Withdrawn/Transferred	3
Transferred to Criminal Court	0
Other	0
<b>Total Cases Disposed</b>	<b>10</b>
<b>End Pending</b>	<b>3</b>

Data provided by CPCMS





# Sullivan County

2023 Population: 5,834  
 Class of County: 8th  
 No. of Common Pleas Judgeships: 1  
 (Sullivan and Wyoming combined)

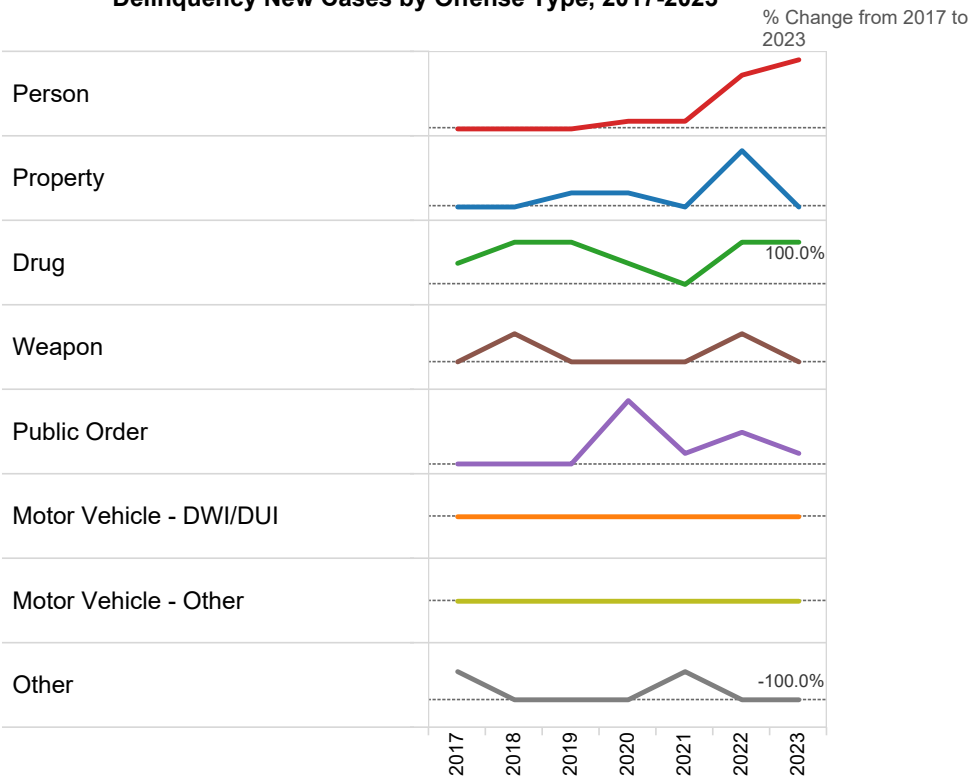


## 2023 Delinquency - New Cases by Offense Type

Case Type	Felony	Misdemeanor	Summary	Total	
Person	3	6	0	9	75.0%
Property	0	0	0	0	0.0%
Drug	0	2	0	2	16.7%
Weapon	0	0	0	0	0.0%
Public Order	1	0	0	1	8.3%
Motor Vehicle - DWI/DUI	0	0	0	0	0.0%
Motor Vehicle - Other	0	0	0	0	0.0%
Other	0	0	0	0	0.0%
Total	4	8	0	12	100.0%
	33.3%	66.7%	0.0%	100.0%	

Data provided by CPCMS

## Delinquency New Cases by Offense Type, 2017-2023



# Sullivan County

2023 Population estimate: 5,834

Class of County: 8th

No. of Common Pleas Court Judgeships: 1  
(Sullivan and Wyoming combined)



---

## 2023 Juvenile Delinquency - Formal Dispositions

---

<b>Begin Pending</b>	<b>10</b>
Adjudicated Delinquent by a Judge	6
Adjudicated Delinquent by a Juvenile Court Hearing Officer	0
Warrant Returned	0
Other	0
<b>Total Adjudicated Delinquent Cases</b>	<b>16</b>
<b>Warrant Issued</b>	<b>2</b>
<b>Court Supervision Terminated:</b>	
Conditions Satisfied	6
Compelling Reasons	0
Reached Age 21	0
Transferred to Another Juvenile Court	0
Other	0
<b>Total Adjudicated Delinquent Cases Terminated</b>	<b>6</b>
<b>End Pending</b>	<b>8</b>

---

(R) - Revised

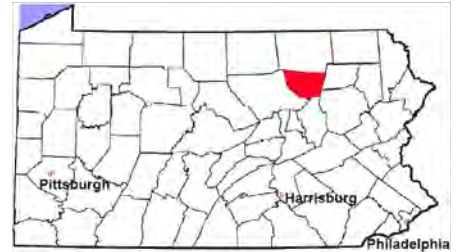
Data provided by CPCMS

# Sullivan County

2023 Population estimate: 5,834

Class of County: 8th

No. of Common Pleas Court Judgeships: 1  
(Sullivan and Wyoming combined)



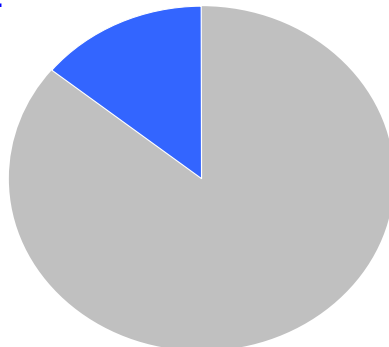
## 2023 Juvenile Delinquency - Informal Dispositions

<b>Pending Consent Decrees</b>	<b>0</b>
<b>Pending Informal Adjustments</b>	<b>0</b>
New Consent Decrees	1
<b>New Informal Adjustments</b>	<b>0</b>
Warrant Returned	0
<b>Other</b>	<b>0</b>
<b>Cases Informally Disposed</b>	<b>1</b>
 <b>Warrant Issued</b>	 <b>0</b>
<b>Terminated by:</b>	
Consent Decree Completed	0
<b>Informal Adjustment Completed</b>	<b>0</b>
Consent Decree Revoked	0
Informal Adjustment Program Revoked	0
<b>Other</b>	<b>0</b>
<b>Total Informally Disposed Cases Terminated</b>	<b>0</b>
 <b>End Pending</b>	 <b>1</b>

(R) - Revised

Data provided by CPCMS

Informal Dispositions: **14%**



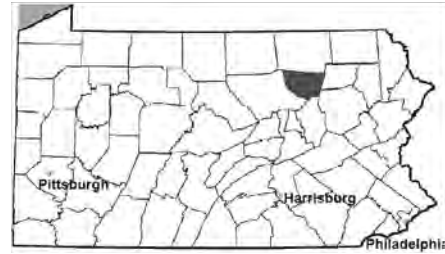
Delinquency Cases are disposed either formally, at a proceeding held before a judge or hearing officer, or informally without a proceeding. Informal dispositions include informal adjustments supervised by a juvenile probation officer; consent decrees agreed upon with the District Attorney after a petition is filed; or other pre-petition process by the juvenile probation department.

# Sullivan County

2023 Population estimate: 5,834

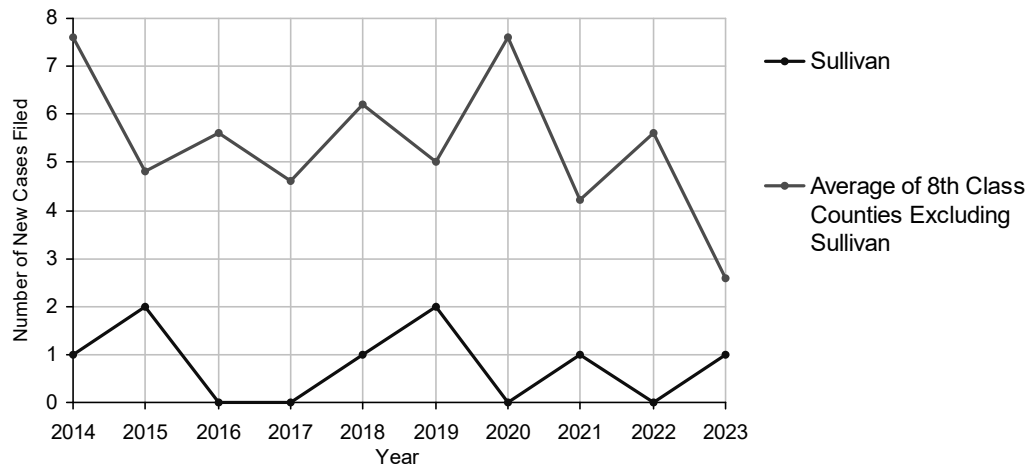
Class of County: 8th

No. of Common Pleas Court Judgeships: 1  
(Sullivan and Wyoming combined)



2023 Accounts	No. of Cases	
Cases Pending 1/1/2023	0	
New Cases Filed in 2023	1	
<b>Cases Available for Processing</b>	<b>1</b>	
Processed By:		
Contested before a Judge	0	
Contested before a Non-Judicial Officer	0	
Uncontested	1	100.0%
Other	0	
<b>Cases Processed</b>	<b>1</b>	<b>100.0%</b>
<b>Cases Pending 12/31/2023</b>	<b>0</b>	

Accounts New Cases Filed, 2014-2023

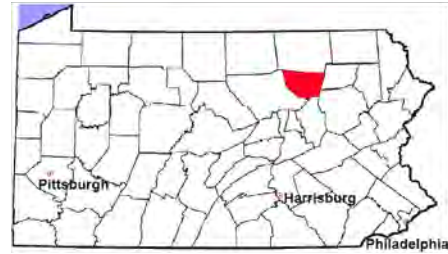


# Sullivan County

2023 Population estimate: 5,834

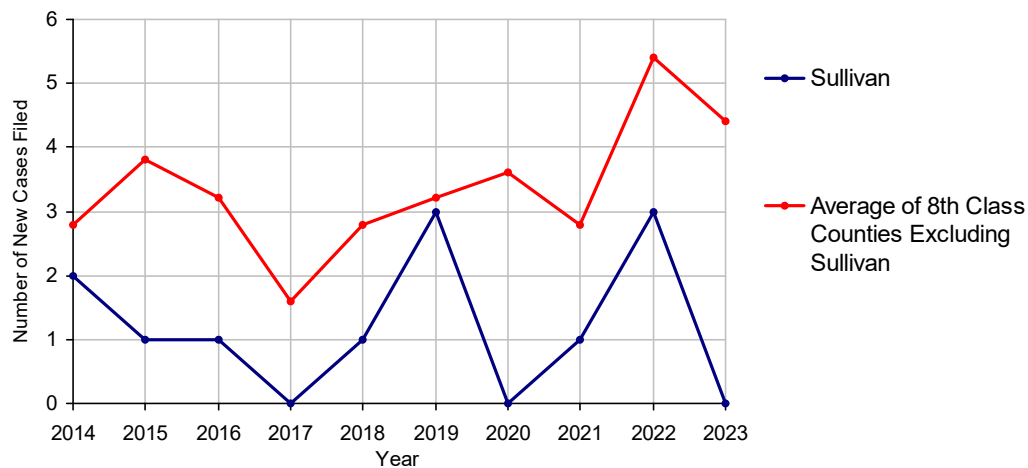
Class of County: 8th

No. of Common Pleas Court Judgeships: 1  
(Sullivan and Wyoming combined)



2023 Adoptions		No. of Cases
Cases Pending 1/1/2023		0
New Cases Filed in 2023		0
<b>Cases Available for Processing</b>		<b>0</b>
Processed By:		
Contested before a Judge	Granted	0
	Denied	0
Uncontested	Granted	0
	Denied	0
Other		0
<b>Cases Processed</b>		<b>0</b>
<b>Cases Pending 12/31/2023</b>		<b>0</b>

Adoptions New Cases Filed, 2014-2023

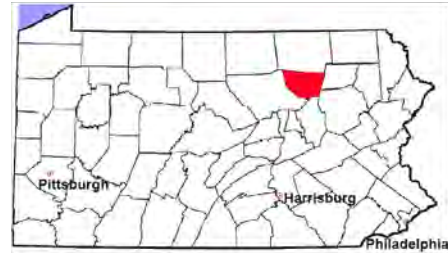


# Sullivan County

2023 Population estimate: 5,834

Class of County: 8th

No. of Common Pleas Court Judgeships: 1  
(Sullivan and Wyoming combined)



## 2023 Relinquishments/Terminations

No. of  
Cases

Cases Pending 1/1/2023

1

New Cases Filed in 2023

1

**Cases Available for Processing**

**2**

Processed By:

Contested before a Judge

0

Uncontested

1

100.0%

Other

0

**Cases Processed**

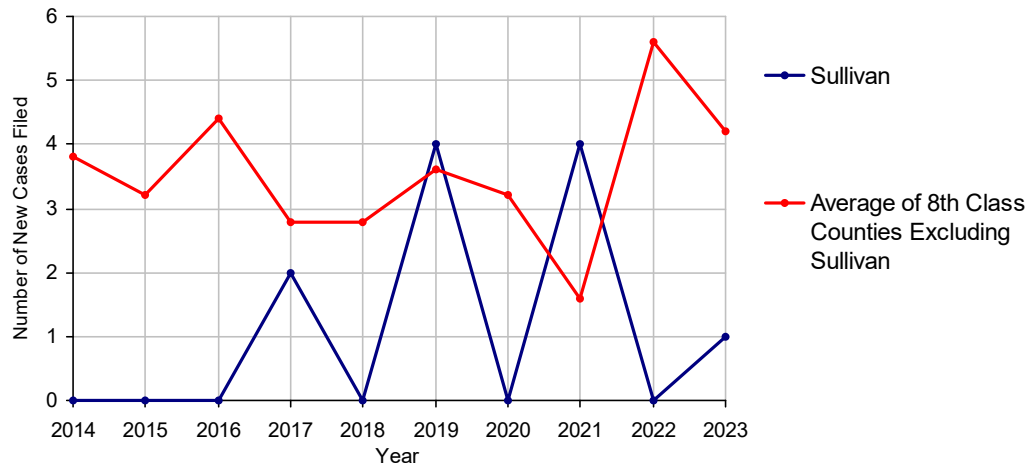
**1**

**100.0%**

**Cases Pending 12/31/2023**

**1**

Relinquishments/Terminations New Cases Filed, 2014-2023

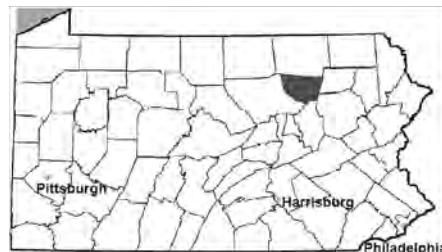


# Sullivan County

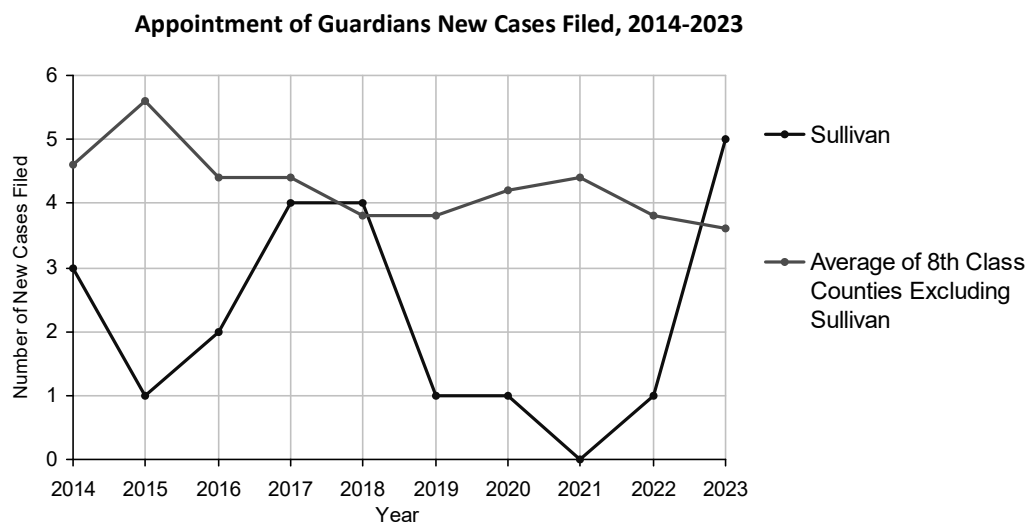
2023 Population estimate: 5,834

Class of County: 8th

No. of Common Pleas Court Judgeships: 1  
(Sullivan and Wyoming combined)



<b>2023 Appointment of Guardians</b>	<b>No. of Cases</b>	
Cases Pending 1/1/2023	1	
New Cases Filed in 2023	5	
<b>Cases Available for Processing</b>	<b>6</b>	
Processed By:		
Contested before a Judge	0	
Uncontested	3	75.0%
Other	1	25.0%
<b>Cases Processed</b>	<b>4</b>	<b>100.0%</b>
<b>Cases Pending 12/31/2023</b>	<b>2</b>	



# Sullivan County

2023 Population estimate: 5,834  
Class of County: 8th  
No. of Common Pleas Court Judgeships: 1  
(Sullivan and Wyoming combined)



## 2023 Jury Yield and Utilization

### Jury Yield

Qualification Questionnaires/Summonses Mailed:	<input type="text" value="0"/>	A		Of Qualification Questionnaires/ Summonses Mailed
Returned Undeliverable:	<input type="text" value="0"/>	B	<input type="text"/>	
Not Responded to:	<input type="text" value="0"/>	C	<input type="text"/>	
the Number of Prospective Jurors:				
Disqualified:	<input type="text" value="0"/>	D	<input type="text"/>	
Exempted:	<input type="text" value="0"/>	E	<input type="text"/>	
Excused:	<input type="text" value="0"/>	F	<input type="text"/>	
Deferred to New Term:	<input type="text" value="0"/>	G	<input type="text"/>	
Deferred from Previous Term:	<input type="text" value="0"/>	H	<input type="text"/>	
Total Number of Qualified Jurors Available for Service:	<input type="text" value="0"/>	I	<input type="text"/>	

$I=A-B-C-D-E-F-G+H$

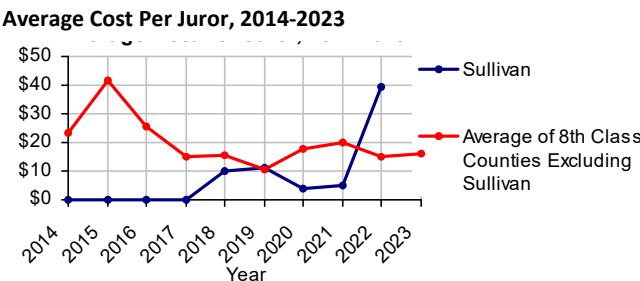
### Jury Utilization

the Number of Jurors:			
Reporting for Service:	<input type="text" value="0"/>	<input type="text"/>	Of Jurors Qualified and Available
Told Not to Report for Service:	<input type="text" value="0"/>	<input type="text"/>	
Sent to Courtroom for Jury Selection (Voir Dire):	<input type="text" value="0"/>	<input type="text"/>	Of Jurors Reporting for Service
Impaneled or Sworn (jurors/alternates):	<input type="text" value="0"/>	<input type="text"/>	
Removed for Cause/Hardship:	<input type="text" value="0"/>		
Removed by Peremptory Challenge:	<input type="text" value="0"/>		
Number of Jury Trials Started:	<input type="text" value="0"/>		
Pool Days:	<input type="text" value="0"/>		
Zero Panel Days	<input type="text" value="0"/>	<input type="text"/>	(Of Pool Days)

### Jury Costs

Total Annual Budget for Juror Operations:	<input type="text" value="\$5,110.00"/>	J
Average Cost Per Juror:	<input type="text"/>	K

$K=J/A$





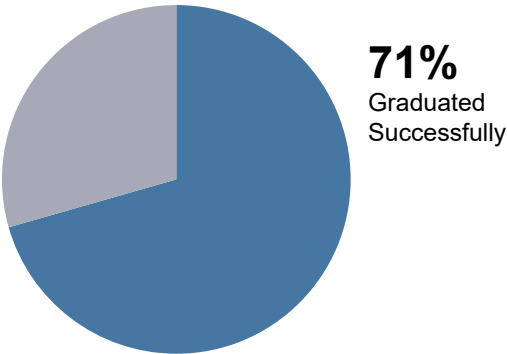
# Wyoming/Sullivan Counties

## 2023 Problem Solving Courts

17 Discharges

8 Admissions

Of All Court Participants Discharged:



Adult Drug Court

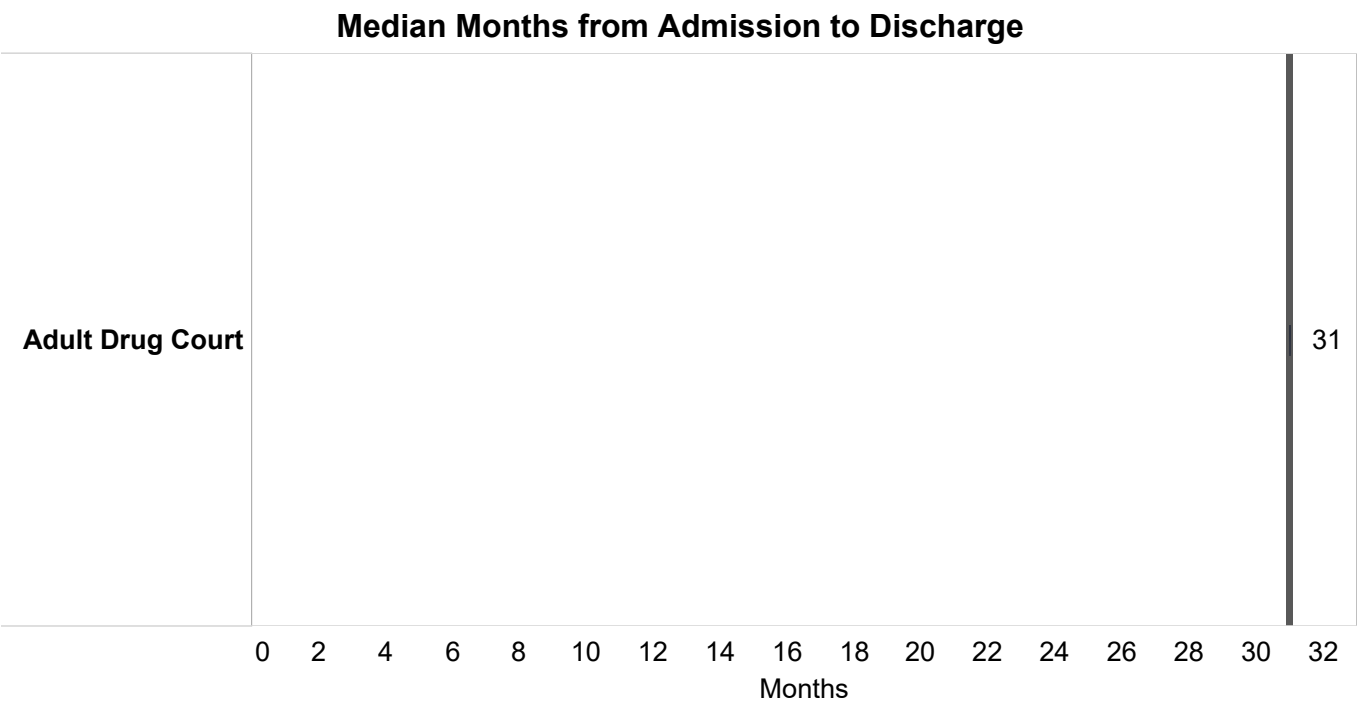


### Discharge Reason

	Successfully Completed	Unsuccessful/New Offense	Unsuccessful /Non-Compliant	Other	Total Discharges
Adult Drug Court	12 (70.6%)	1 (5.9%)	3 (17.6%)	1 (5.9%)	17 (100.0%)

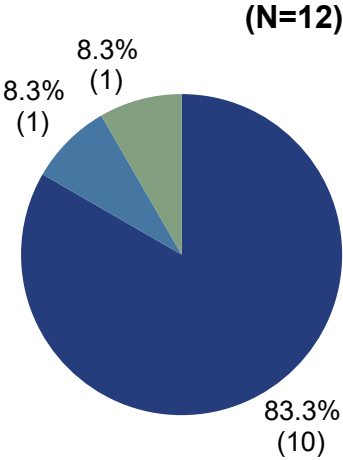

# Wyoming/Sullivan Counties

## 2023 Problem Solving Courts



Among successful graduates, there was a 300% increase in employment.

83% of the employed successful graduates were employed full time:



29% (5) of all participants have improved in education level at discharge.

- Employed Full Time
- Employed Part Time
- Student Full Time



DEPARTMENT OF RESEARCH & STATISTICS

KIM NIEVES, PH.D.

DIRECTOR

ANDREW GINDER, MPA

ASSISTANT DIRECTOR

YAN LIU, M.S.

SENIOR STATISTICAL ANALYST

SASANKA ADIKARI, PH.D

DATA SCIENTIST

AMANDA PEREIRA

RESEARCH ASSISTANT