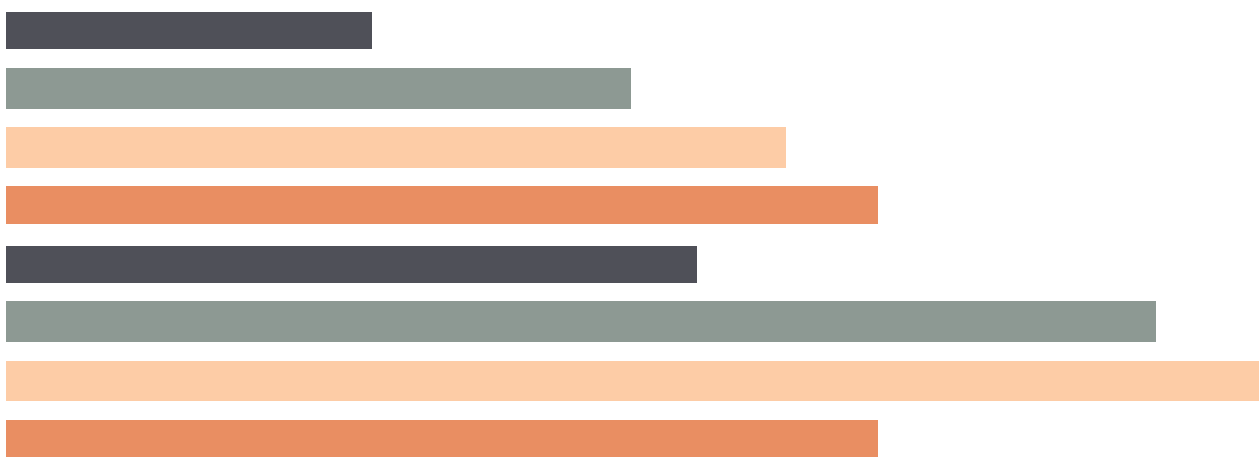
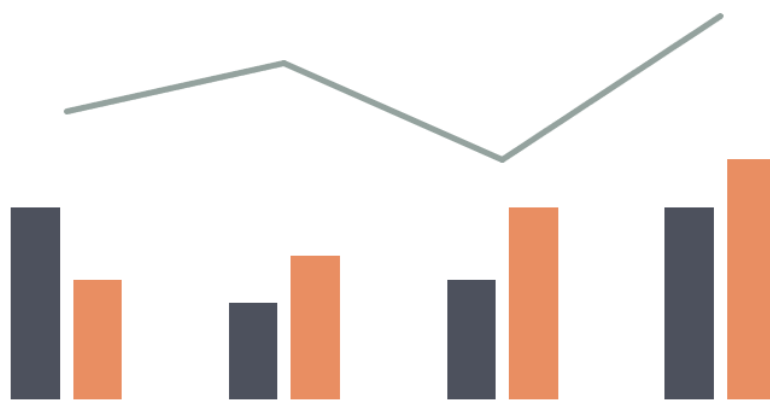
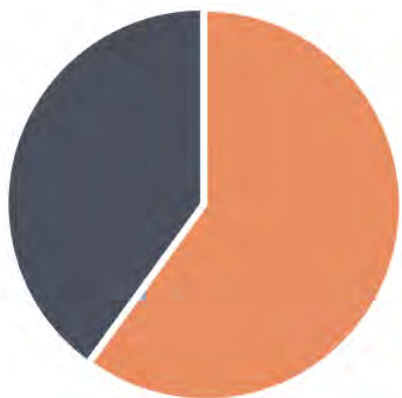


2023 Montour County


Court of Common Pleas
Caseload Statistics for



We are pleased to provide you with a copy of the 2023 County Caseload Display pages. They can also be viewed on the AOPC webpage at www.pacourts.us in the *News & Statistics* section under *Research & Statistics*.

Should you have any questions or comments, please do not hesitate to contact me at 717.231.3300 .

Sincerely,

A handwritten signature in black ink, appearing to read 'Sasanka', written over a horizontal line.

Sasanka Adikari, Ph.D.
Data Scientist
Department of Research and Statistics

Table of Contents

CPCMS Criminal	Page 1
CPCMS Criminal - New Cases by Case Type.....	Page 2
Civil.....	Page 3
Civil - Docketed Cases Listed by Case Type.....	Page 4
Protection From Abuse	Page 5
Spousal & Child Support and Paternity	Page 6
Custody/Partial Custody/Visitation.....	Page 7
Divorce	Page 8
Juvenile Dependency - Active Dependent Inventory	Page 9
Juvenile Dependency - Adjudicated Dependent Inventory	Page 10
Juvenile Delinquency - Cases Pending Disposition.....	Page 11
Juvenile Delinquency - New Cases by Case Type	Page 12
Juvenile Delinquency - Formal Dispositions	Page 13
Juvenile Delinquency - Informal Dispositions	Page 14
Accounts.....	Page 15
Adoptions.....	Page 16
Relinquishments/Terminations	Page 17
Appointment of Guardians	Page 18
Jury Yield and Utilization	Page 19
Problem Solving Courts.....	Pages 20-21

Montour County

2023 Population estimate: 17,860

Class of County: 8th

No. of Common Pleas Court Judgeships: 3
(Montour and Columbia combined)



2023 Criminal No. of Cases

Cases Pending 1/1/2023	132
New Cases Filed in 2023	169
Reopened Cases	16
Cases Available for Processing	317

Processed by:

Withdrawn/Dismissed	18	13.6%
Diversionsary Disposition*	28	21.2%
Guilty Plea	69	52.3%
Non-Jury Trial	0	
Jury Trial	1	0.8%
Inactive	15	11.4%
Other	1	0.8%
Total Cases Processed	132	100.0%

Cases Pending 12/31/2023 **185**

Cases Awaiting Sentencing 8

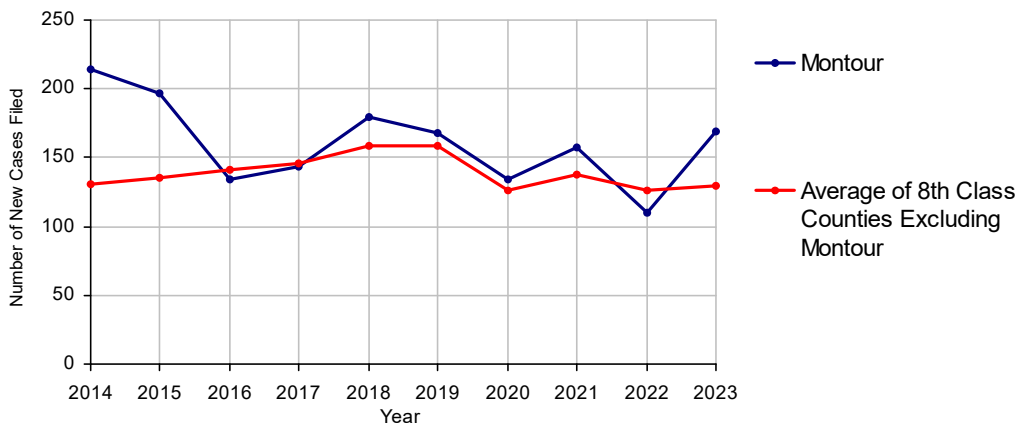
Data provided by CPCMS

* Includes other diversionsary programs such as Veterans Court.

Age of Pending Cases as of 12/31/2023

0-60 Days	28	15.1%
61-120 Days	27	14.6%
121-180 Days	29	15.7%
181-240 Days	16	8.6%
241-300 Days	10	5.4%
301-360 Days	6	3.2%
Over 360 Days	69	37.3%
Total	185	100.0%

Criminal New Cases, 2014-2023



Montour County

2023 Population: 17,860
 Class of County: 8th
 No. of Common Pleas Judgeships: 3
 (Montour and Columbia combined)

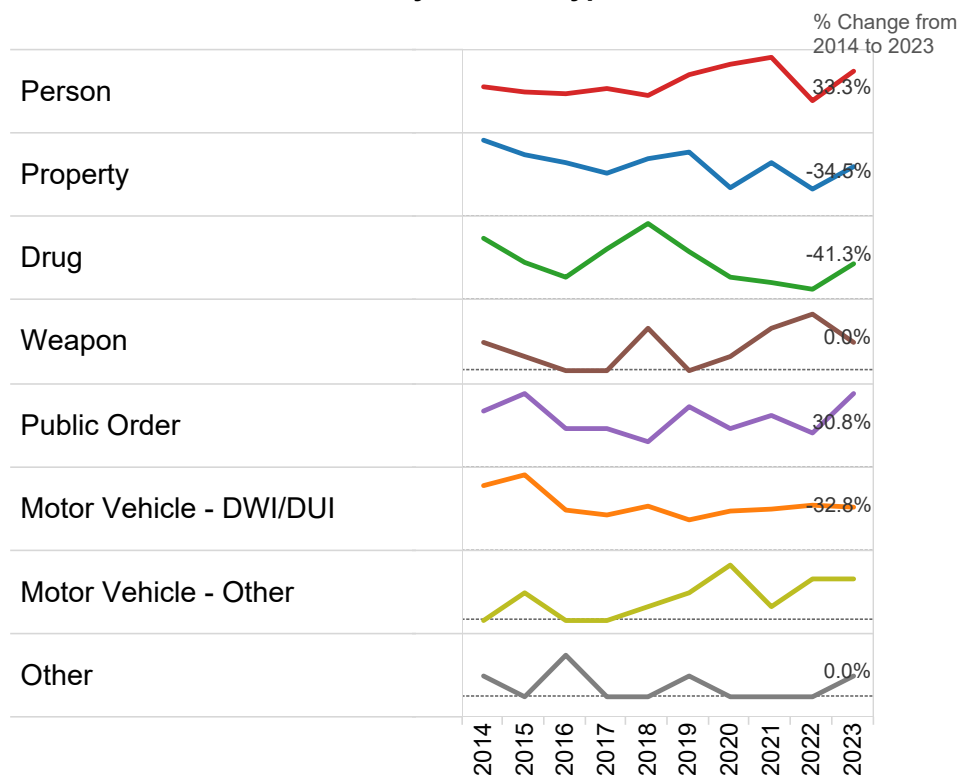


2023 Criminal - New Cases by Offense Type

Case Type	Felony	Misdemeanor	Summary	Total	
Person	18	18	0	36	21.3%
Property	24	14	0	38	22.5%
Drug	13	14	0	27	16.0%
Weapon	1	1	0	2	1.2%
Public Order	2	15	0	17	10.1%
Motor Vehicle - DWI/DUI	2	43	0	45	26.6%
Motor Vehicle - Other	0	3	0	3	1.8%
Other	1	0	0	1	0.6%
Total	61	108	0	169	100.0%
	36.1%	63.9%	0.0%	100.0%	

Data provided by CPCMS

Criminal New Cases by Offense Type, 2014-2023



Montour County

2023 Population estimate: 17,860

Class of County: 8th

No. of Common Pleas Court Judgeships: 3

(Montour and Columbia combined)

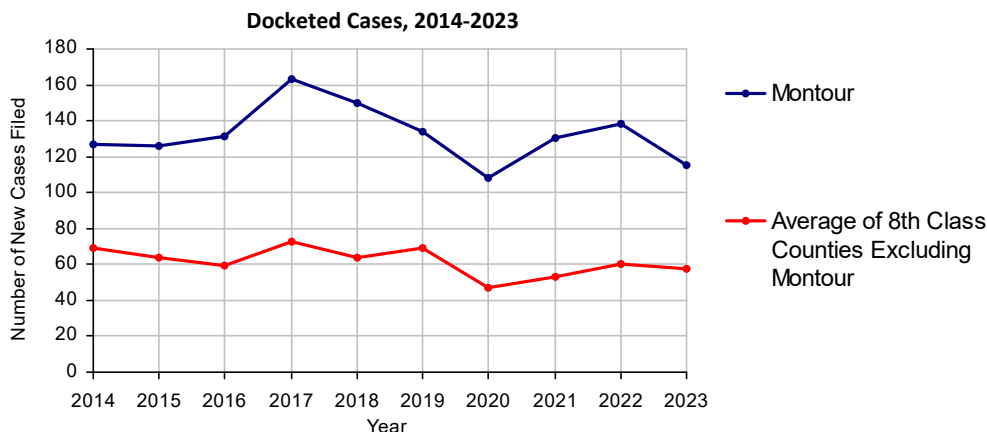


2023 Civil	Civil Action	Other	Total
Cases Pending 1/1/2023	221	234	455 (R)
Docketed Cases	84	31	115
Arbitration Appeals	0	0	0
Transferred In	0	0	0
Returned to Active	0	0	0
Cases Available for Processing	305	265	570
Processed By:			
Default Judgments	10	0	10
Cases Decided by Arbitration Board	0	0	0
Dispositive Motions	0	0	0
Settlements	9	1	10
Moved to Inactive Status	0	0	0
Transferred/Withdrawn	1	0	1
Dismissed/Discontinued	71	16	87
Administrative Purge	2	0	2
Other	0	0	0
Jury Trial	0	0	0
Non-Jury Trial	0	0	0
Total Cases Processed	93	17	110
Cases Pending 12/31/2023	212	248	460

Age of Pending Cases as of 12/31/2023 (Civil Action Only)

0-6 months	38	17.9%
7-12 months	25	11.8%
13-18 months	28	13.2%
19-24 months	33	15.6%
25-30 months	27	12.7%
31-36 months	11	5.2%
37-42 months	22	10.4%
43-48 months	8	3.8%
49-54 months	7	3.3%
55-60 months	7	3.3%
61-66 months	0	
67-72 months	2	0.9%
Over 72 months	4	1.9%
Total	212	100.0%

(R) - Revised



Montour County

2023 Population estimate: 17,860
 Class of County: 8th
 No. of Common Pleas Court Judgeships: 3
 (Montour and Columbia combined)



2023 Civil - Docketed Cases Listed by Case Type

TORT	8	7.0%	REAL PROPERTY	19	16.5%
<i>(does not include mass tort)</i>			Ejectment*	0	
Intentional	0		Eminent Domain/Condemnation*	2	
Malicious Prosecution	0		Ground Rent	0	
Motor Vehicle	4		Landlord/Tenant Dispute	0	
Nuisance	0		Mortgage Foreclosure:		
Premise Liability	2		Residential*	10	
Product Liability	0		Commercial*	6	
Slander/Libel/Defamation	0		Partition of Real Property*	1	
Other	2		Quiet Title*	0	
MASS TORT	0		Other*	0	
Asbestos	0		CIVIL APPEALS	3	2.6%
Tobacco	0		<i>- Administrative Agencies</i>		
Toxic Tort - DES	0		Board of Assessment*	0	
Toxic Tort - Implant	0		Board of Elections*	0	
Toxic Waste	0		Dept. of Transportation*	3	
Other	0		Zoning Board*	0	
PROFESSIONAL LIABILITY	7	6.1%	Statutory Appeal - Other*	0	
Dental	0		Other*	0	
Legal	1		MISCELLANEOUS	9	7.8%
Medical Malpractice	6		Common Law/		
Other	0		Statutory Arbitration*	0	
CONTRACT	69	60.0%	Declaratory Judgment*	1	
<i>(does not include judgments)</i>			Mandamus*	0	
Buyer Plaintiff	1		Non-Domestic Relations		
Debt Collection: Credit Card	32		Restraining Order*	1	
Debt Collection: Other	30		Quo Warranto*	0	
Employment Dispute: Discrimination	0		Replevin*	1	
Employment Dispute: Other	0		Other*	6	
Other	6				
Of the Docketed Cases:			TOTAL DOCKETED CASES:	115	100.0%
Pro Se Filings:	7	6.1%	Class Action Suits:	0	
			MDJ Appeals:	16	13.9%

*Civil Other

Montour County

2023 Population estimate: 17,860

Class of County: 8th

No. of Common Pleas Court Judgeships: 3
(Montour and Columbia combined)



2023 Protection From Abuse

**No. of
Petitions**

Cases Pending 1/1/2023

12

New Cases Filed in 2023

47

Of these, Petitions Requesting Temporary Orders: 47 (100.0%)

Temporary Orders DENIED: 1 (2.1%), Temporary Orders GRANTED: 46 (97.9%)

Cases Available for Processing

59

Processed By:

Temporary Order DENIED After Ex Parte Hearing and No Evidentiary Hearing Scheduled

0

Temporary Order DISMISSED After Evidentiary Hearing and No Final Order Entered

12

32.4%

Final Order DENIED After Evidentiary Hearing Before a Judge or a Judicial Officer

0

Final Order GRANTED After Evidentiary Hearing Before a Judge or a Judicial Officer

17

45.9%

Plaintiff Did Not Appear For Evidentiary Hearing

2

5.4%

Final Order by STIPULATION OR AGREEMENT Between the Parties

1

2.7%

Petition WITHDRAWN by Plaintiff

3

8.1%

TRANSFERRED to Another Jurisdiction

0

Other

2

5.4%

Cases Processed

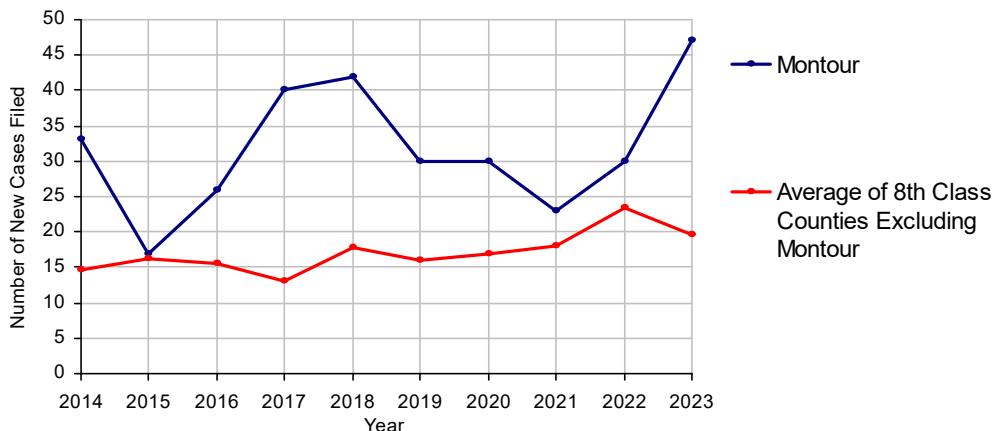
37

100.0%

Cases Pending 12/31/2023

22

PFA New Cases Filed, 2014-2023



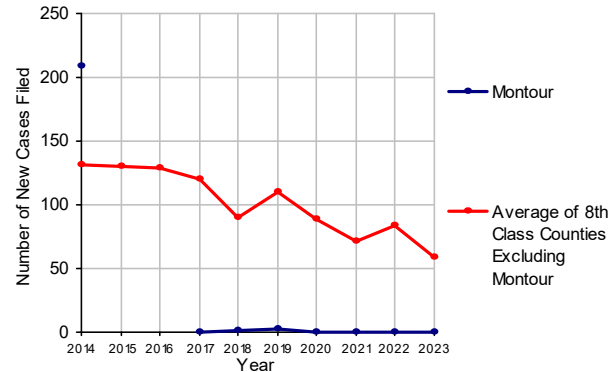
Montour County

2023 Population estimate: 17,860
 Class of County: 8th
 No. of Common Pleas Court Judgeships: 3
 (Montour and Columbia combined)



2023 Spousal & Child Support	No. of Petitions
Cases Pending 1/1/2023	0
New Cases Filed in 2023	0
Dockets Transferred In (+)	0
Dockets Transferred Out (-)	0
Cases Available for Processing	0
Processed By:	
Judge	0
Intake Officer	0
Hearing Officer	0
Other	0
Cases Processed	0
Cases Pending 12/31/2023	0

Spousal & Child Support New Cases, 2014-2023



2023 Paternity	No. of Cases
Acknowledgements Filed:	
Non-Domestic Relations Section	
During Conference	
Non-Stipulated (post genetic test)	
Pre-Trial Conference	
Total	0
Established:	
Stipulated by Genetic Tests	
Default - Father Failed to Appear	
Adjudication by Court Proceeding	
Out of State	
Total	0
Cases Pending 12/31/2023	

Note: Support and paternity data for Montour County are included in data for Columbia County since Domestic Relations Offices were combined in 2015 and breakouts are not available.

DEFINITIONS:

ACKNOWLEDGEMENTS FILED:

NON-DOMESTIC RELATIONS SECTION: The voluntary Acknowledgement of Paternity by the alleged father.
DURING CONFERENCE: The alleged father signed the Acknowledgement of Paternity-Waiver of Trial (PE-010) at the initial child support conference.
NON-STIPULATED (POST GENETIC TEST): The alleged father signed the Acknowledgement of Paternity-Waiver of Trial after genetic tests were conducted and resulted in the alleged father being determined to be the biological father.
PRE-TRIAL CONFERENCE: The alleged father signed the Acknowledgement of Paternity-Waiver of Trial at the pre-trial conference.

ESTABLISHED:

STIPULATED BY GENETIC TESTS: The alleged father requested genetic tests and signed a stipulation that if the test results had a 99% or higher probability of paternity then the alleged father would be stipulated as the biological father of the child.
DEFAULT - FATHER FAILED TO APPEAR: The alleged father failed to appear after being served for either a support conference, hearing, or genetic test and a default paternity order was entered by the court.
ADJUDICATION BY COURT PROCEEDING: The alleged father was determined to be the biological father of the child through a court proceeding.
OUT OF STATE: Paternity was established in another state, "Out of state only".

Montour County

2023 Population Estimate: 17,860

Class of County: 8th

No. of Common Pleas Court Judgeships: 3
(Montour and Columbia combined)



2023 Custody/Partial Custody/Visitation

No. of
Petitions

Cases Pending 1/1/2023

46

New Cases Filed in 2023

74

Cases Available for Processing

120

Processed By:

Judge

2

3.4%

Non-Judicial Officer

51

87.9%

Administrative Review/Purge

3

5.2%

Other

2

3.4%

Cases Processed

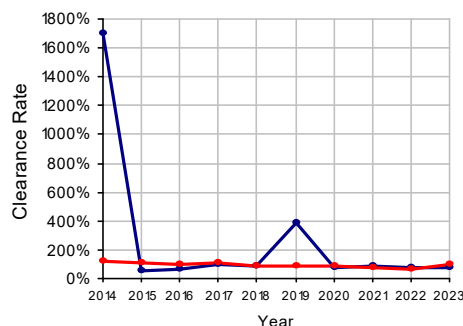
58

100.0%

Cases Pending 12/31/2023

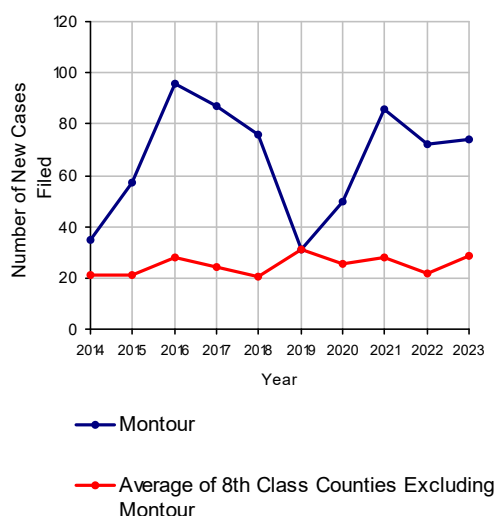
62

Clearance Rate, 2014-2023



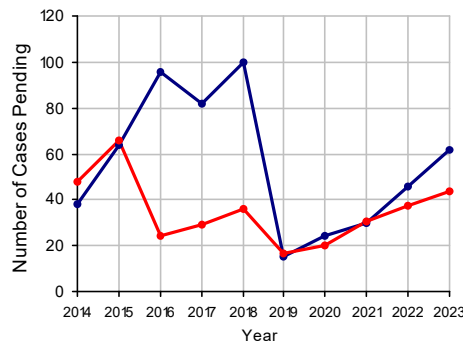
Note: Clearance Rate = Cases Processed / New Cases Filed

Custody/Partial Custody/Visitation New Cases Filed, 2014-2023



Note: A sharp increase or decrease may reflect changes in practice or counting methods.

Cases Pending at the End of Year, 2014-2023



Montour County

2023 Population estimate: 17,860

Class of County: 8th

No. of Common Pleas Court Judgeships: 3
(Montour and Columbia combined)



2023 Divorce

No. of Petitions

Cases Pending 1/1/2023 70^(R)

New Cases Filed in 2023 42

Cases Available for Processing 112

Processed By:

Contested Before a Judge 3 6.1%

Contested Before a Non-Judicial Officer 9 18.4%

Uncontested 36 73.5%

Administrative Review/Purge 0

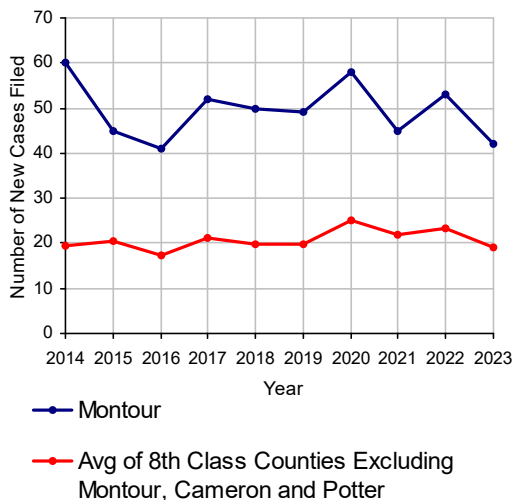
Other 1 2.0%

Cases Processed 49 100.0%

Cases Pending 12/31/2023 63

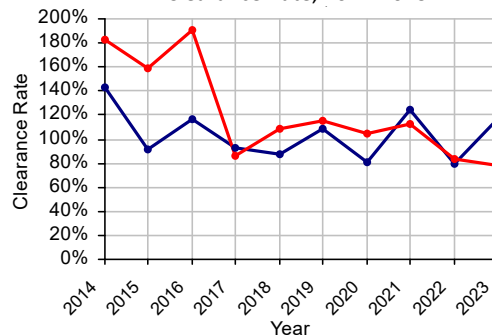
(R) - Revised

Divorce New Cases Filed, 2014-2023



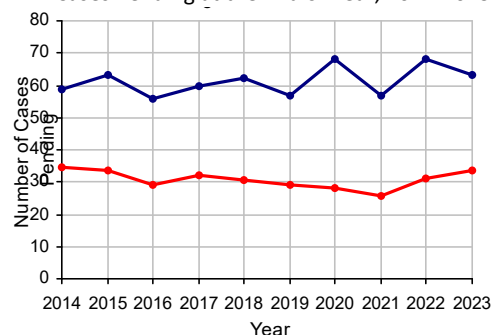
Note. Due to a high number of out-of-district petitions, Cameron and Potter Counties have a larger inventories than other 8th class counties. Therefore, it is not meaningful to compare Cameron and Potter Counties with other 8th class counties.

Clearance Rate, 2014-2023



Note: Clearance Rate = Cases Processed / New Cases Filed

Cases Pending at the End of Year, 2014-2023



Montour County

2023 Population estimate: 17,860

Class of County: 8th

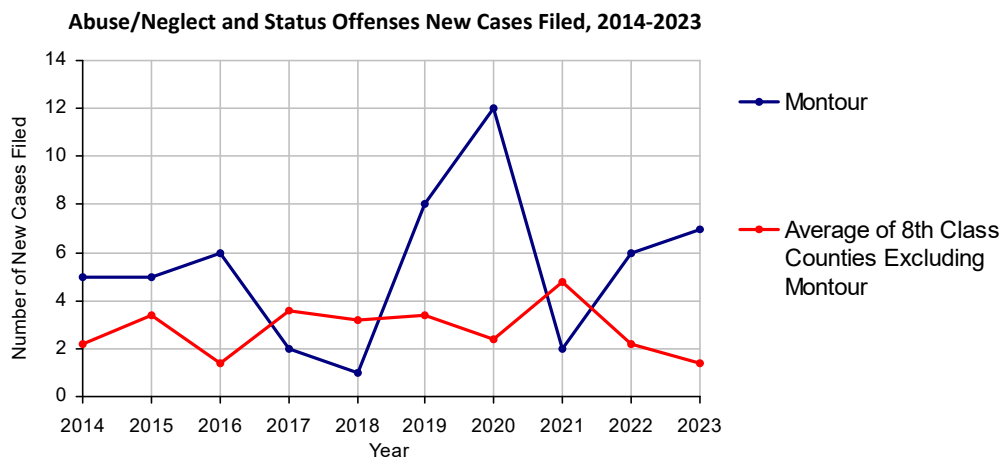
No. of Common Pleas Court Judgeships: 3
(Montour and Columbia combined)



2023 Juvenile Dependency - Petitions Pending Adjudication

	Abuse/ Neglect	Status Offenses	Total
Cases Pending 1/1/2023	0	0	0
New Petitions Filed in 2023	7	0	7
Other	0	0	0
Total Petitions Available for Processing	7	0	7
Processed by:			
Adjudicated Dependent			
Judge	0	0	0
Juvenile Court Hearing Officer	7	0	7
Adjudicated NOT Dependent			
Judge	0	0	0
Juvenile Court Hearing Officer	0	0	0
Withdrawn/Dismissed/Inactive	0	0	0
Other	0	0	0
Total Petitions Processed	7	0	7
Cases Pending 12/31/2023	0	0	0

Data provided by CPCMS

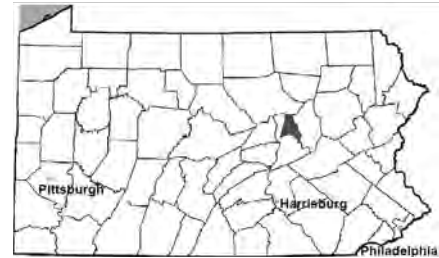


Montour County

2023 Population estimate: 17,860

Class of County: 8th

No. of Common Pleas Court Judgeships: 3
(Montour and Columbia combined)



2023 Juvenile Dependency - Adjudicated Dependent Inventory

	Abuse/ Neglect		Status Offenses		Total	
Cases Pending 1/1/2023	6		0		6	
New Adjudicated Dependent Cases	7		0		7	
Other	0		0		0	
Total Adjudicated Dependent Cases	13		0		13	
<u>Court Supervision Terminated:</u>						
Family Reunification	3	33.3%	0		3	33.3%
Adoption	1	11.1%	0		1	11.1%
Placement with a Relative/Guardian	3	33.3%	0		3	33.3%
Aged Out	2	22.2%	0		2	22.2%
Other Permanency Outcomes*	0		0		0	
Other**	0		0		0	
Total Adjudicated Dependent Cases Terminated	9	100.0%	0	100.0%	9	100.0%
Cases Pending 12/31/2023	4		0		4	

Data provided by CPCMS

* Other Permanency Outcomes include: adjudicated delinquent, death due to natural causes, emancipation, permanent living arrangement, and parent has come forward.

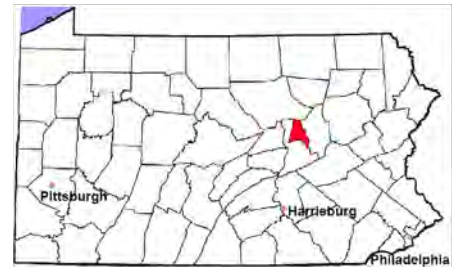
** Other includes cases where court supervision is terminated due to transfer out of jurisdiction, withdrawal and administrative closure.

Montour County

2023 Population estimate: 17,860

Class of County: 8th

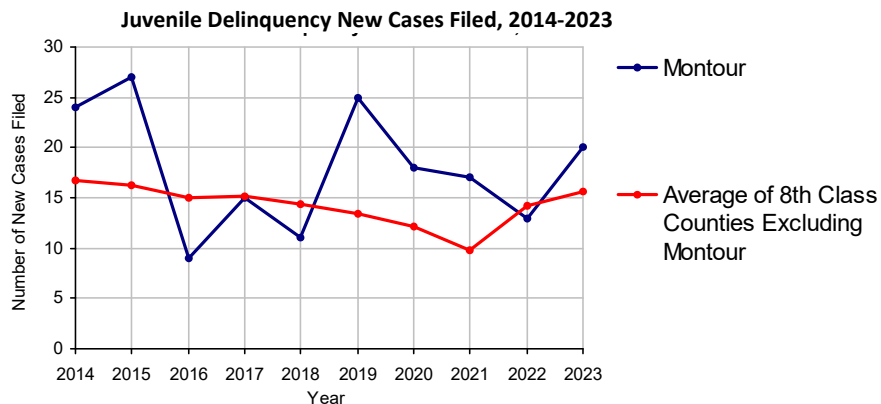
No. of Common Pleas Court Judgeships: 3
(Montour and Columbia combined)



2023 Juvenile Delinquency - Cases Pending Disposition

Begin Pending	4
New Cases	20
Consent Decree Revoked	0
Informal Adjustment Program Revoked	1
Alternative Program Revoked	0
Warrant Returned	0
Other	6
Total Cases Available for Disposition	31
Warrant Issued	0
Disposed by:	
Adjudicated Delinquent by a Judge	3
Adjudicated Delinquent by a Juvenile Court Hearing Officer	0
Consent Decree Entered	9
Informal Adjustment Program Entered	4
Warned and Counseled (Pre-Petition)	0
Dismissed/Withdrawn/Transferred	5
Transferred to Criminal Court	0
Other	1
Total Cases Disposed	22
End Pending	9

Data provided by CPCMS



Montour County

2023 Population: 17,860
 Class of County: 8th
 No. of Common Pleas Judgeships: 3
 (Montour and Columbia combined)

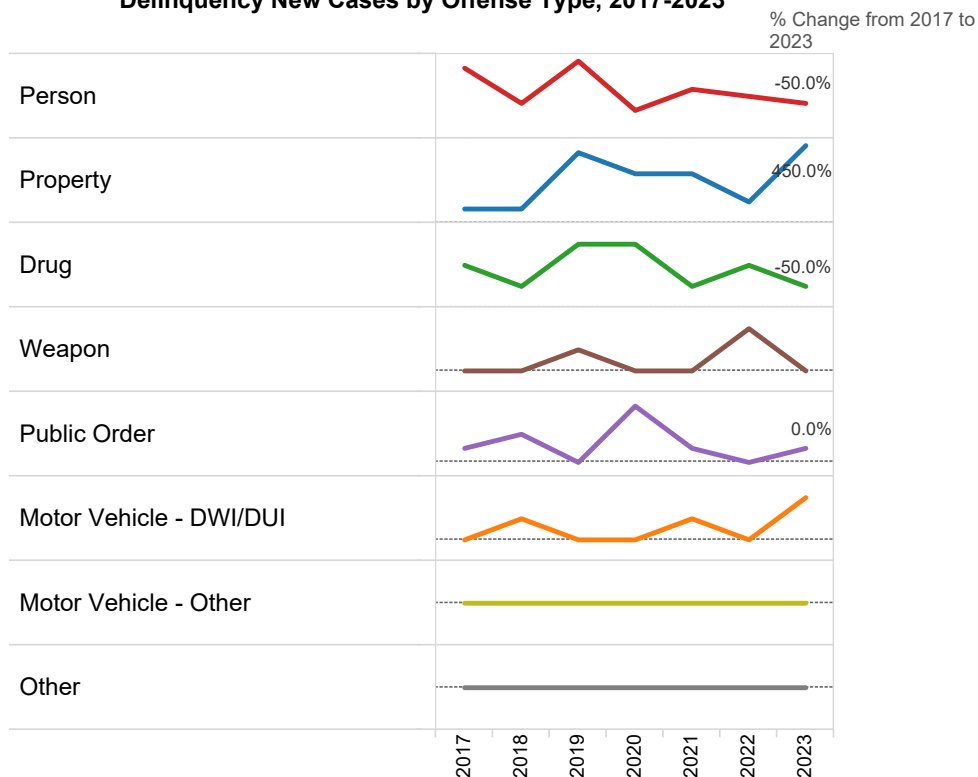


2023 Delinquency - New Cases by Offense Type

Case Type	Felony	Misdemeanor	Summary	Total	
Person	4	1	0	5	25.0%
Property	7	4	0	11	55.0%
Drug	0	1	0	1	5.0%
Weapon	0	0	0	0	0.0%
Public Order	1	0	0	1	5.0%
Motor Vehicle - DWI/DUI	0	2	0	2	10.0%
Motor Vehicle - Other	0	0	0	0	0.0%
Other	0	0	0	0	0.0%
Total	12	8	0	20	100.0%
	60.0%	40.0%	0.0%	100.0%	

Data provided by CPCMS

Delinquency New Cases by Offense Type, 2017-2023



Montour County

2023 Population estimate: 17,860

Class of County: 8th

No. of Common Pleas Court Judgeships: 3
(Montour and Columbia combined)



2023 Juvenile Delinquency - Formal Dispositions

Begin Pending	18
Adjudicated Delinquent by a Judge	3
Adjudicated Delinquent by a Juvenile Court Hearing Officer	0
Warrant Returned	0
Other	0
Total Adjudicated Delinquent Cases	21
Warrant Issued	0
Court Supervision Terminated:	
Conditions Satisfied	1
Compelling Reasons	2
Reached Age 21	0
Transferred to Another Juvenile Court	0
Other	0
Total Adjudicated Delinquent Cases Terminated	3
End Pending	18

(R) - Revised

Data provided by CPCMS

Montour County

2023 Population estimate: 17,860

Class of County: 8th

No. of Common Pleas Court Judgeships: 3
(Montour and Columbia combined)



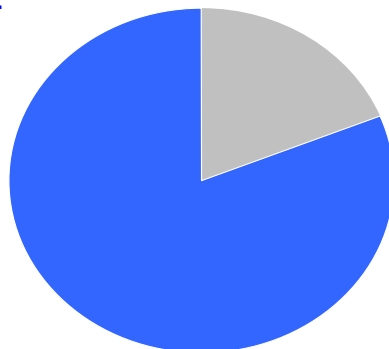
2023 Juvenile Delinquency - Informal Dispositions

Pending Consent Decrees	9
Pending Informal Adjustments	8
New Consent Decrees	9
New Informal Adjustments	4
Warrant Returned	0
Other	3
Cases Informally Disposed	33
Warrant Issued	0
Terminated by:	
Consent Decree Completed	5
Informal Adjustment Completed	3
Consent Decree Revoked	0
Informal Adjustment Program Revoked	1
Other	0
Total Informally Disposed Cases Terminated	9
End Pending	24

(R) - Revised

Data provided by CPCMS

Informal Dispositions: **81%**



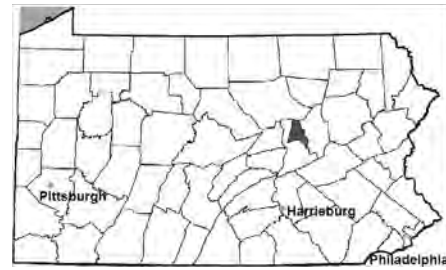
Delinquency Cases are disposed either formally, at a proceeding held before a judge or hearing officer, or informally without a proceeding. Informal dispositions include informal adjustments supervised by a juvenile probation officer; consent decrees agreed upon with the District Attorney after a petition is filed; or other pre-petition process by the juvenile probation department.

Montour County

2023 Population estimate: 17,860

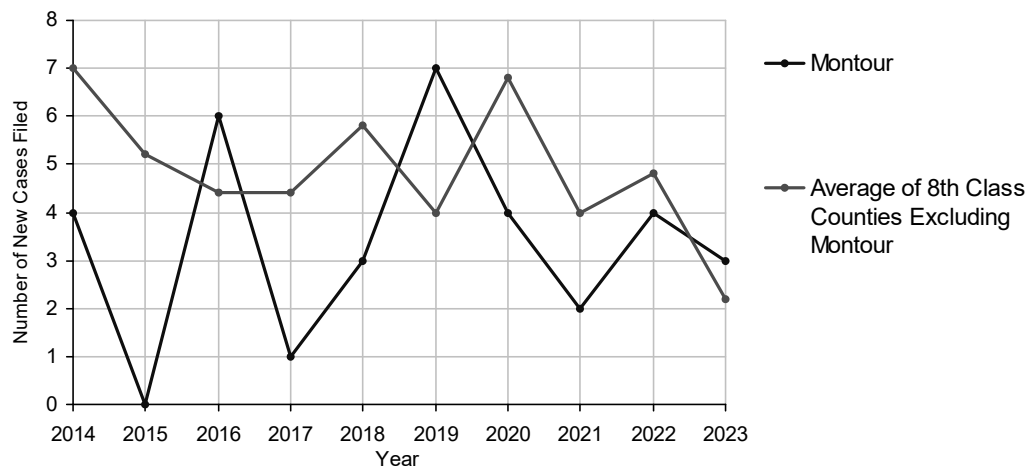
Class of County: 8th

No. of Common Pleas Court Judgeships: 3
(Montour and Columbia combined)



2023 Accounts	No. of Cases	
Cases Pending 1/1/2023	0	
New Cases Filed in 2023	3	
Cases Available for Processing	3	
Processed By:		
Contested before a Judge	0	
Contested before a Non-Judicial Officer	0	
Uncontested	3	100.0%
Other	0	
Cases Processed	3	100.0%
Cases Pending 12/31/2023	0	

Accounts New Cases Filed, 2014-2023

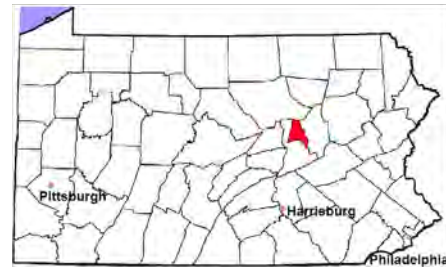


Montour County

2023 Population estimate: 17,860

Class of County: 8th

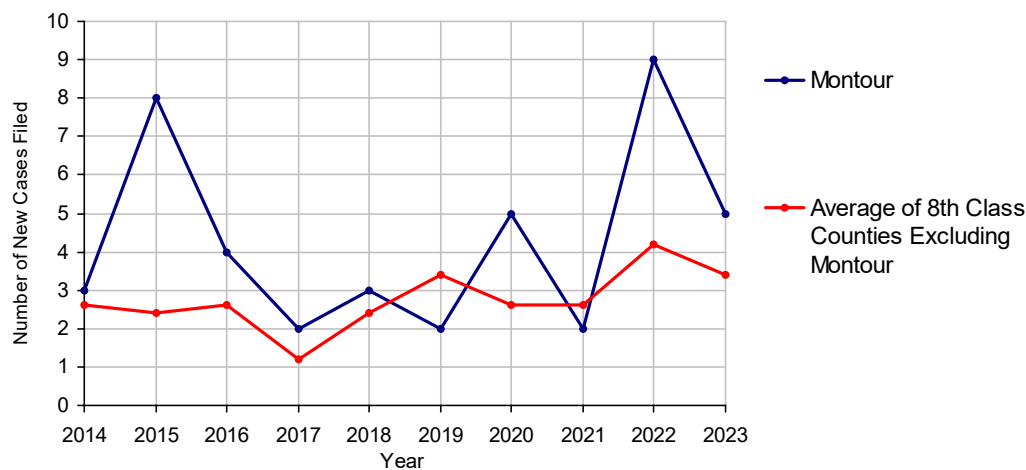
No. of Common Pleas Court Judgeships: 3
(Montour and Columbia combined)



2023 Adoptions

		No. of Cases	
Cases Pending 1/1/2023		2	
New Cases Filed in 2023		5	
Cases Available for Processing		7	
Processed By:			
Contested before a Judge	Granted	0	
	Denied	0	
Uncontested	Granted	6	100.0%
	Denied	0	
Other		0	
Cases Processed		6	100.0%
Cases Pending 12/31/2023		1	

Adoptions New Cases Filed, 2014-2023

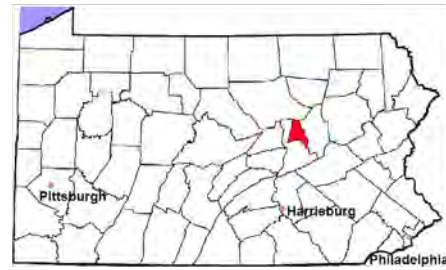


Montour County

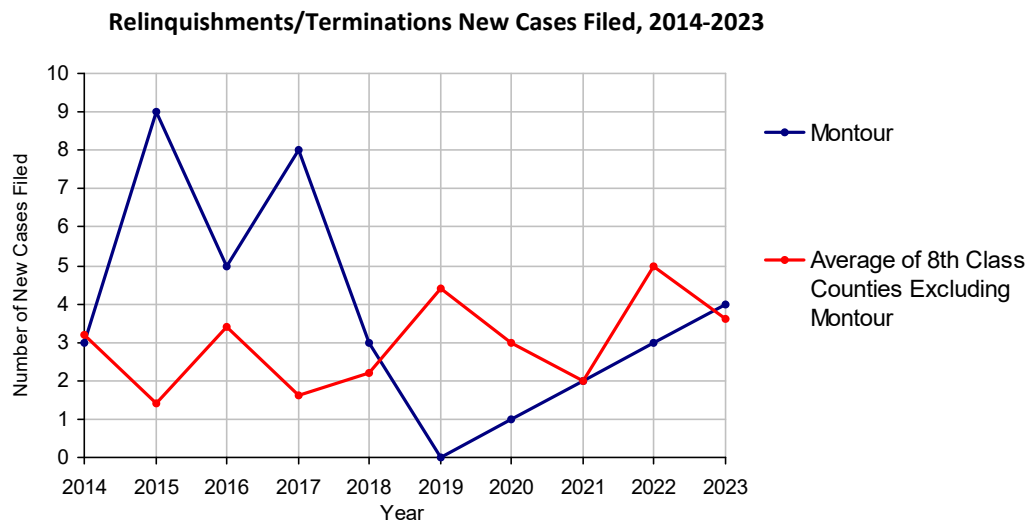
2023 Population estimate: 17,860

Class of County: 8th

No. of Common Pleas Court Judgeships: 3
(Montour and Columbia combined)



2023 Relinquishments/Terminations	No. of Cases
Cases Pending 1/1/2023	0
New Cases Filed in 2023	4
Cases Available for Processing	4
Processed By:	
Contested before a Judge	0
Uncontested	3 100.0%
Other	0
Cases Processed	3 100.0%
Cases Pending 12/31/2023	1

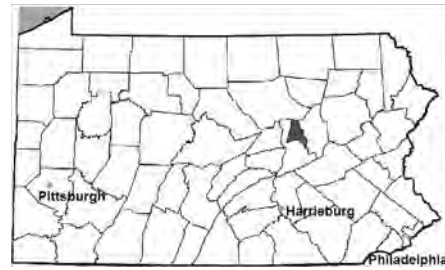


Montour County

2023 Population estimate: 17,860

Class of County: 8th

No. of Common Pleas Court Judgeships: 3
(Montour and Columbia combined)



2023 Appointment of Guardians

**No. of
Cases**

Cases Pending 1/1/2023

23

New Cases Filed in 2023

7

Cases Available for Processing

30

Processed By:

Contested before a Judge

0

Uncontested

5

83.3%

Other

1

16.7%

Cases Processed

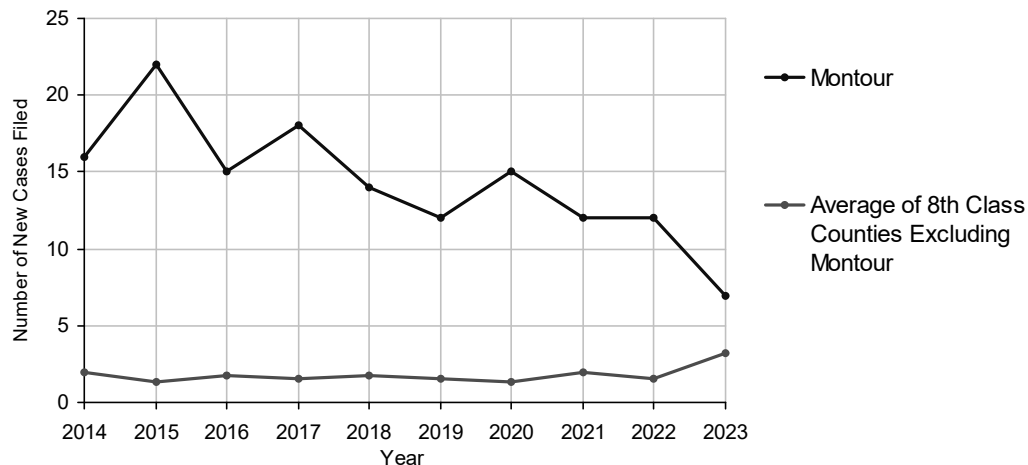
6

100.0%

Cases Pending 12/31/2023

24

Appointment of Guardians New Cases Filed, 2014-2023

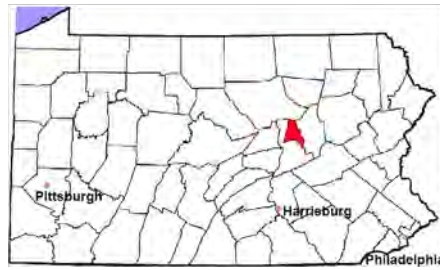


Montour County

2023 Population estimate: 17,860

Class of County: 8th

No. of Common Pleas Court Judgeships: 3
(Montour and Columbia combined)



2023 Jury Yield and Utilization

Jury Yield

Qualification Questionnaires/Summonses Mailed:	1,000	A		
Returned Undeliverable:	84	B	8.4%	Of Qualification Questionnaires/ Summonses Mailed
Not Responded to:	96	C	9.6%	
the Number of Prospective Jurors:				
Disqualified:	99	D	9.9%	
Exempted:	46	E	4.6%	
Excused:	216	F	21.6%	
Deferred to New Term:	69	G	6.9%	
Deferred from Previous Term:	24	H	2.4%	
Total Number of Qualified Jurors Available for Service:	414	I	41.4%	
$I=A-B-C-D-E-F-G+H$				

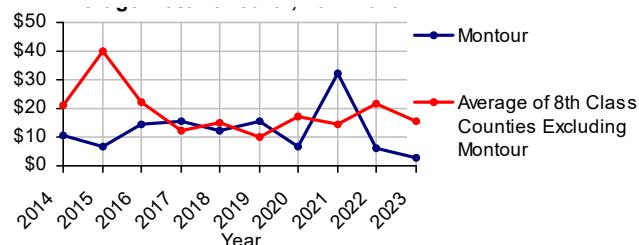
Jury Utilization

the Number of Jurors:				
Reporting for Service:	219		52.9%	Of Jurors Qualified and Available
Told Not to Report for Service:	166		40.1%	
Sent to Courtroom for Jury Selection (Voir Dire):	31		14.2%	Of Jurors Reporting for Service
Impaneled or Sworn (jurors/alternates):	16		7.3%	
Removed for Cause/Hardship:	1			
Removed by Peremptory Challenge:	14			
Number of Jury Trials Started:	1			
Pool Days:	3			
Zero Panel Days:	2		66.7%	(Of Pool Days)

Jury Costs

Total Annual Budget for Juror Operations:	\$2,875.00	J
Average Cost Per Juror:	\$2.88	K
$K = J/A$		

Average Cost Per Juror, 2014-2023

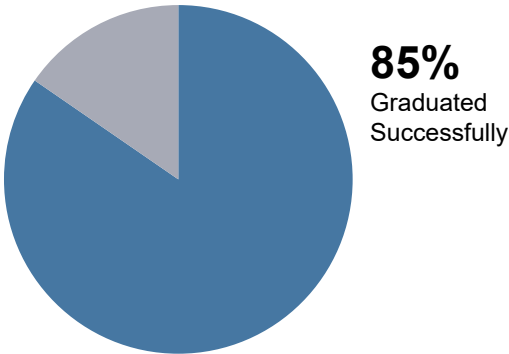


Columbia/Montour Counties


2023 Problem Solving Courts

13 Discharges

Of All Court Participants Discharged:



17 Admissions

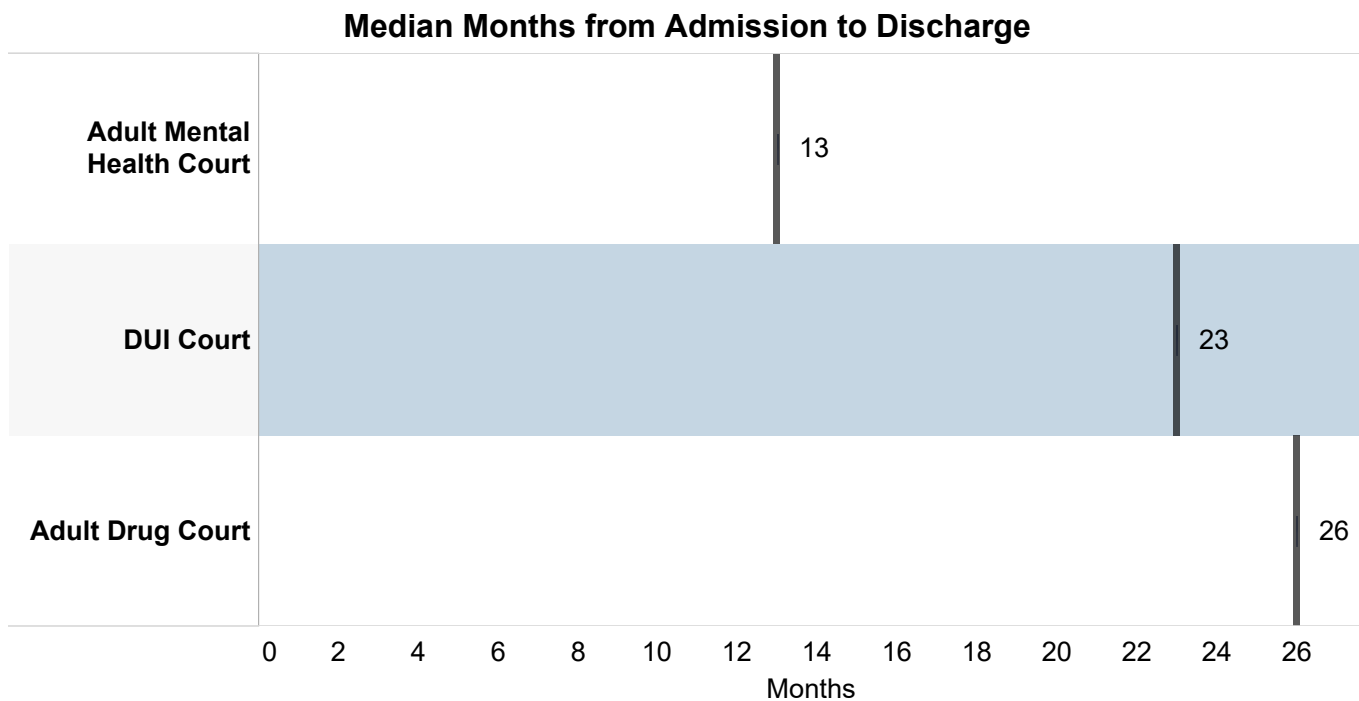


Discharge Reason

	Successfully Completed	Unsuccessful /Non-Compliant	Other	Total Discharges
Adult Drug Court	6 (100.0%)			6 (100.0%)
DUI Court	4 (80.0%)	1 (20.0%)		5 (100.0%)
Adult Mental Health Court	1 (50.0%)		1 (50.0%)	2 (100.0%)


Columbia/Montour Counties

2023 Problem Solving Courts

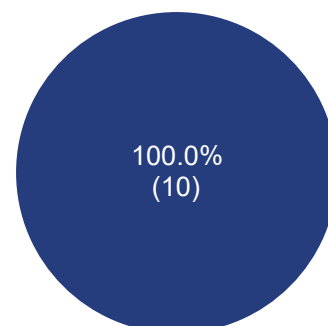


Among successful graduates, there was a 100% increase in employment.

100% of the employed successful graduates were employed full time:



(N=10)



8% (1) of all participants have improved in **education level** at discharge.

■ Employed Full Time

DEPARTMENT OF RESEARCH & STATISTICS

KIM NIEVES, PH.D.

DIRECTOR

ANDREW GINDER, MPA

ASSISTANT DIRECTOR

YAN LIU, M.S.

SENIOR STATISTICAL ANALYST

SASANKA ADIKARI, PH.D

DATA SCIENTIST

AMANDA PEREIRA

RESEARCH ASSISTANT