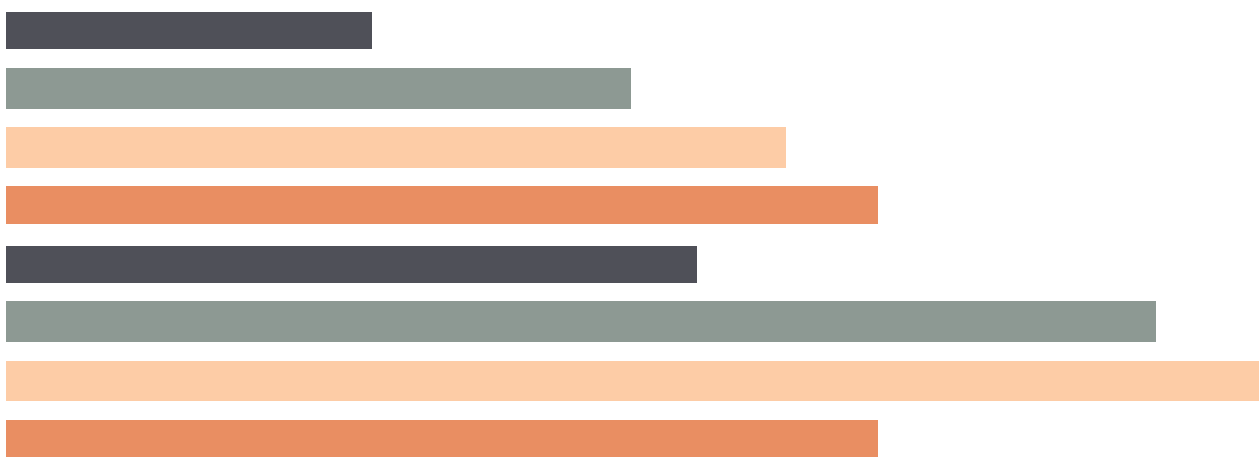
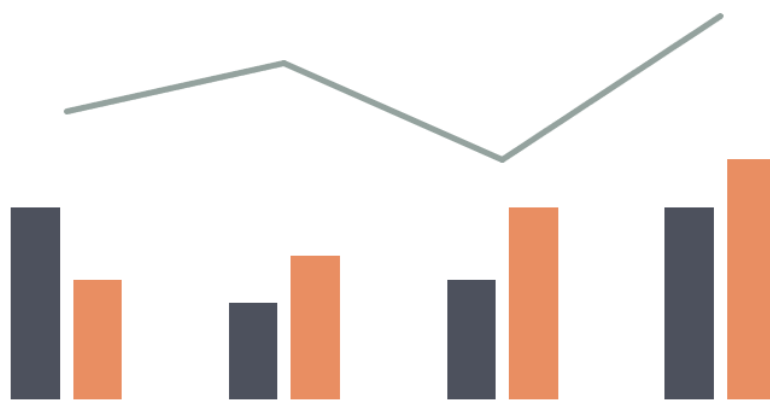
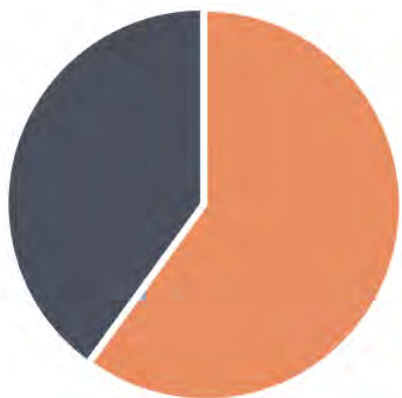


2023 Luzerne County


Court of Common Pleas
Caseload Statistics for



We are pleased to provide you with a copy of the 2023 County Caseload Display pages. They can also be viewed on the AOPC webpage at www.pacourts.us in the *News & Statistics* section under *Research & Statistics*.

Should you have any questions or comments, please do not hesitate to contact me at 717.231.3300 .

Sincerely,

A handwritten signature in black ink, appearing to read 'Sasanka', written over a horizontal line.

Sasanka Adikari, Ph.D.
Data Scientist
Department of Research and Statistics

Table of Contents

CPCMS Criminal	Page 1
CPCMS Criminal - New Cases by Case Type.....	Page 2
Civil.....	Page 3
Civil - Docketed Cases Listed by Case Type.....	Page 4
Protection From Abuse	Page 5
Spousal & Child Support and Paternity	Page 6
Custody/Partial Custody/Visitation.....	Page 7
Divorce	Page 8
Juvenile Dependency - Active Dependent Inventory	Page 9
Juvenile Dependency - Adjudicated Dependent Inventory	Page 10
Juvenile Delinquency - Cases Pending Disposition.....	Page 11
Juvenile Delinquency - New Cases by Case Type	Page 12
Juvenile Delinquency - Formal Dispositions	Page 13
Juvenile Delinquency - Informal Dispositions	Page 14
Accounts.....	Page 15
Adoptions.....	Page 16
Relinquishments/Terminations	Page 17
Appointment of Guardians	Page 18
Jury Yield and Utilization	Page 19
Problem Solving Courts.....	Pages 20-21

Luzerne County

2023 Population estimate: 327,388

Class of County: 3rd

No. of Common Pleas Court Judgeships: 10



2023 Criminal No. of Cases

Cases Pending 1/1/2023	2,058
New Cases Filed in 2023	3,502
Reopened Cases	527
Cases Available for Processing	6,087

Processed by:

Withdrawn/Dismissed	237	6.1%
Diversionsary Disposition*	648	16.7%
Guilty Plea	2,433	62.8%
Non-Jury Trial	17	0.4%
Jury Trial	43	1.1%
Inactive	474	12.2%
Other	25	0.6%
Total Cases Processed	3,877	100.0%

Cases Pending 12/31/2023 **2,210**

Cases Awaiting Sentencing 274

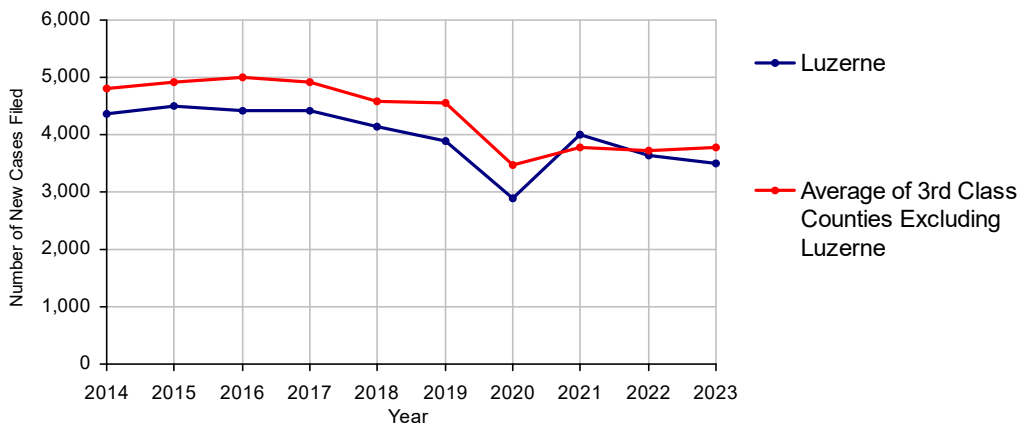
Data provided by CPCMS

* Includes other diversionary programs such as Veterans Court.

Age of Pending Cases as of 12/31/2023

0-60 Days	547	24.8%
61-120 Days	409	18.5%
121-180 Days	355	16.1%
181-240 Days	212	9.6%
241-300 Days	171	7.7%
301-360 Days	102	4.6%
Over 360 Days	414	18.7%
Total	2,210	100.0%

Criminal New Cases, 2014-2023



Luzerne County

2023 Population: 327,388
 Class of County: 3rd
 No. of Common Pleas Judgeships: 10

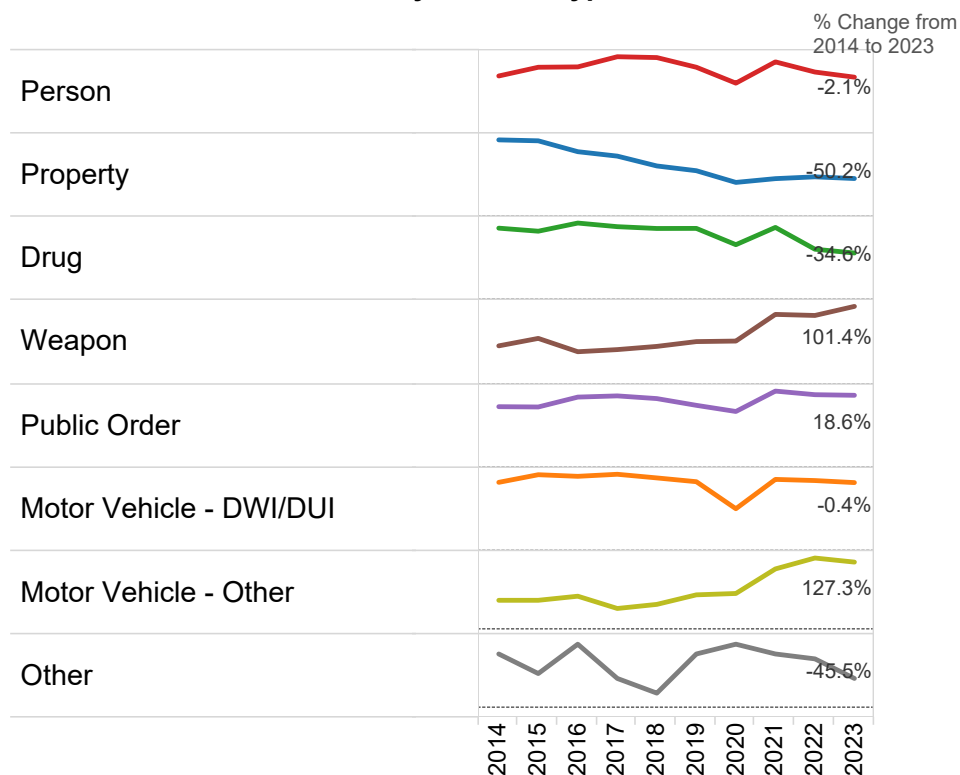


2023 Criminal - New Cases by Offense Type

Case Type	Felony	Misdemeanor	Summary	Total	
Person	164	306	2	472	13.5%
Property	299	394	7	700	20.0%
Drug	182	389	0	571	16.3%
Weapon	90	57	0	147	4.2%
Public Order	121	362	2	485	13.8%
Motor Vehicle - DWI/DUI	45	1,026	0	1,071	30.6%
Motor Vehicle - Other	4	42	4	50	1.4%
Other	6	0	0	6	0.2%
Total	911	2,576	15	3,502	100.0%
	26.0%	73.6%	0.4%	100.0%	

Data provided by CPCMS

Criminal New Cases by Offense Type, 2014-2023

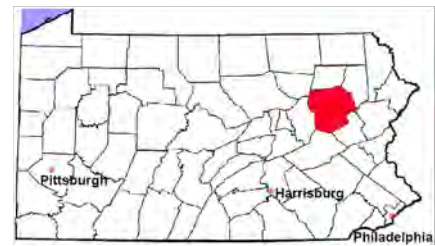


Luzerne County

2023 Population estimate: 327,388

Class of County: 3rd

No. of Common Pleas Court Judgeships: 10

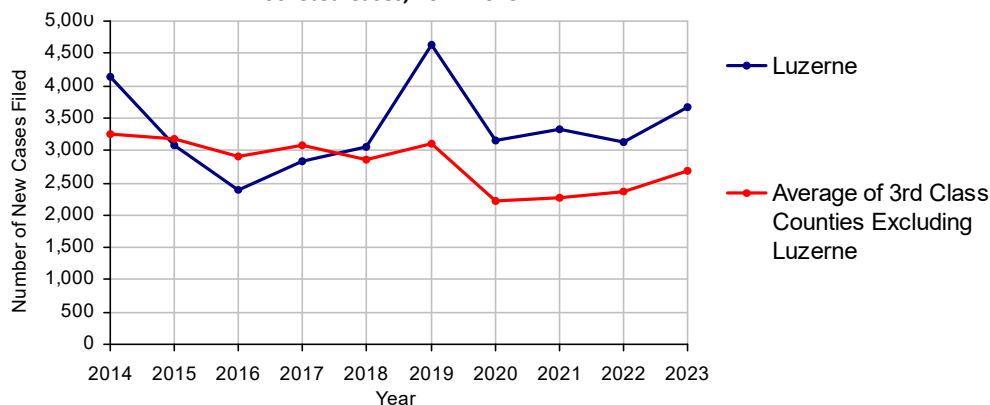


2023 Civil	Civil Action	Other	Total
Cases Pending 1/1/2023	3,754	2,942	6,696
Docketed Cases	2,309	1,373	3,682
Arbitration Appeals	11	1	12
Transferred In	0	0	0
Returned to Active	104	49	153
Cases Available for Processing	6,178	4,365	10,543
Processed By:			
Default Judgments	386	567	953
Cases Decided by Arbitration Board	74	6	80
Dispositive Motions	0	0	0
Settlements	117	35	152
Moved to Inactive Status	88	14	102
Transferred/Withdrawn	41	36	77
Dismissed/Discontinued	1,605	501	2,106
Administrative Purge	460	712	1,172
Other	0	0	0
Jury Trial	9	0	9
Non-Jury Trial	1	0	1
Total Cases Processed	2,781	1,871	4,652
Cases Pending 12/31/2023	3,397	2,494	5,891

Age of Pending Cases as of 12/31/2023 (Civil Action Only)

0-6 months	1,089	32.1%
7-12 months	431	12.7%
13-18 months	421	12.4%
19-24 months	331	9.7%
25-30 months	463	13.6%
31-36 months	289	8.5%
37-42 months	133	3.9%
43-48 months	70	2.1%
49-54 months	46	1.4%
55-60 months	30	0.9%
61-66 months	29	0.9%
67-72 months	12	0.4%
Over 72 months	53	1.6%
Total	3,397	100.0%

Docketed Cases, 2014-2023

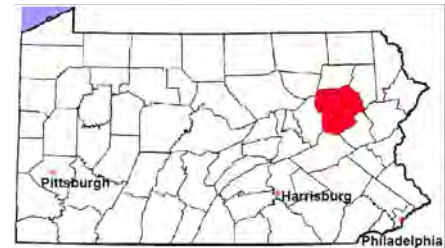


Luzerne County

2023 Population estimate: 327,388

Class of County: 3rd

No. of Common Pleas Court Judgeships: 10



2023 Civil - Docketed Cases Listed by Case Type

TORT 658 17.9%

(does not include mass tort)

Intentional	25
Malicious Prosecution	16
Motor Vehicle	389
Nuisance	6
Premise Liability	107
Product Liability	4
Slander/Libel/Defamation	1
Other	110

MASS TORT 1 <0.1%

Asbestos	0
Tobacco	0
Toxic Tort - DES	0
Toxic Tort - Implant	0
Toxic Waste	0
Other	1

PROFESSIONAL LIABILITY 54 1.5%

Dental	1
Legal	3
Medical Malpractice	47
Other	3

CONTRACT 1,418 38.5%

(does not include judgments)

Buyer Plaintiff	34
Debt Collection: Credit Card	924
Debt Collection: Other	307
Employment Dispute: Discrimination	2
Employment Dispute: Other	6
Other	145

Of the Docketed Cases:

Pro Se Filings:	413	11.2%	Class Action Suits:	2	0.1%	MDJ Appeals:	307	8.3%
-----------------	-----	-------	---------------------	---	------	--------------	-----	------

*Civil Other

REAL PROPERTY 1,177 32.0%

Ejectment*	40
Eminent Domain/Condemnation*	5
Ground Rent	0
Landlord/Tenant Dispute	178
Mortgage Foreclosure:	
Residential*	432
Commercial*	13
Partition of Real Property*	17
Quiet Title*	73
Other*	419

CIVIL APPEALS 232 6.3%

- Administrative Agencies

Board of Assessment*	26
Board of Elections*	3
Dept. of Transportation*	149
Zoning Board*	13
Statutory Appeal - Other*	9
Other*	32

MISCELLANEOUS 142 3.9%

Common Law/	
Statutory Arbitration*	1
Declaratory Judgment*	20
Mandamus*	2
Non-Domestic Relations	
Restraining Order*	1
Quo Warranto*	0
Replevin*	25
Other*	93

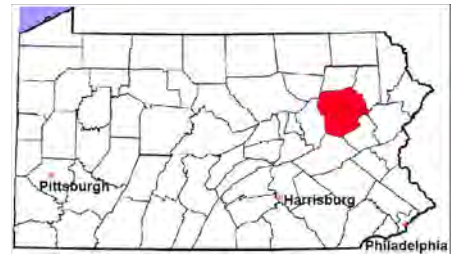
TOTAL DOCKETED CASES: 3,682 100.0%

Luzerne County

2023 Population estimate: 327,388

Class of County: 3rd

No. of Common Pleas Court Judgeships: 10



2023 Protection From Abuse

**No. of
Petitions**

Cases Pending 1/1/2023

106

New Cases Filed in 2023

1,736

Of these, Petitions Requesting Temporary Orders: 1,736 (100.0%)

Temporary Orders DENIED: 287 (16.5%), Temporary Orders GRANTED: 1,449 (83.5%)

Cases Available for Processing

1,842

Processed By:

Temporary Order DENIED After Ex Parte Hearing and No Evidentiary Hearing Scheduled	70	3.9%
Temporary Order DISMISSED After Evidentiary Hearing and No Final Order Entered	10	0.6%
Final Order DENIED After Evidentiary Hearing Before a Judge or a Judicial Officer	178	9.9%
Final Order GRANTED After Evidentiary Hearing Before a Judge or a Judicial Officer	307	17.0%
Plaintiff Did Not Appear For Evidentiary Hearing	259	14.3%
Final Order by STIPULATION OR AGREEMENT Between the Parties	458	25.3%
Petition WITHDRAWN by Plaintiff	429	23.7%
TRANSFERRED to Another Jurisdiction	0	
Other	96	5.3%

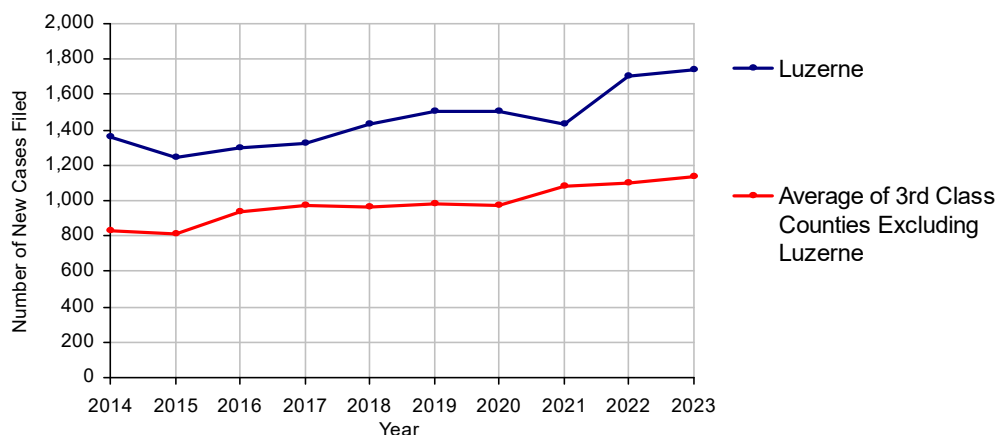
Cases Processed

1,807 100.0%

Cases Pending 12/31/2023

35

PFA New Cases Filed, 2014-2023



Luzerne County

2023 Population estimate: 327,388

Class of County: 3rd

No. of Common Pleas Court Judgeships: 10



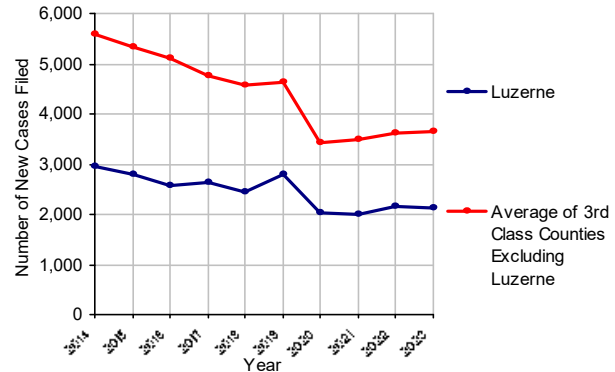
2023 Spousal & Child Support	No. of Petitions
Cases Pending 1/1/2023	453
New Cases Filed in 2023	2,131
Dockets Transferred In (+)	30
Dockets Transferred Out (-)	21
Cases Available for Processing	2,593
Processed By:	
Judge	77 3.6%
Intake Officer	2,035 95.0%
Hearing Officer	31 1.4%
Other	0
Cases Processed	2,143 100.0%
Cases Pending 12/31/2023	450

Data provided by PACSES

2023 Paternity	No. of Cases
Acknowledgements Filed:	
Non-Domestic Relations Section	430 87.4%
During Conference	58 11.8%
Non-Stipulated (post genetic test)	3 0.6%
Pre-Trial Conference	1 0.2%
Total	492 100.0%
Established:	
Stipulated by Genetic Tests	48 16.4%
Default - Father Failed to Appear	23 7.9%
Adjudication by Court Proceeding	0
Out of State	221 75.7%
Total	292 100.0%
Cases Pending 12/31/2023	139

Data provided by PACSES

Spousal & Child Support New Cases, 2014-2023



DEFINITIONS:

ACKNOWLEDGEMENTS FILED:

NON-DOMESTIC RELATIONS SECTION: The voluntary Acknowledgement of Paternity by the alleged father.

DURING CONFERENCE: The alleged father signed the Acknowledgement of Paternity-Waiver of Trial (PE-010) at the initial child support conference.

NON-STIPULATED (POST GENETIC TEST): The alleged father signed the Acknowledgement of Paternity-Waiver of Trial after genetic tests were conducted and resulted in the alleged father being determined to be the biological father.

PRE-TRIAL CONFERENCE: The alleged father signed the Acknowledgement of Paternity-Waiver of Trial at the pre-trial conference.

ESTABLISHED:

STIPULATED BY GENETIC TESTS: The alleged father requested genetic tests and signed a stipulation that if the test results had a 99% or higher probability of paternity then the alleged father would be stipulated as the biological father of the child.

DEFAULT - FATHER FAILED TO APPEAR: The alleged father failed to appear after being served for either a support conference, hearing, or genetic test and a default paternity order was entered by the court.

ADJUDICATION BY COURT PROCEEDING: The alleged father was determined to be the biological father of the child through a court proceeding.

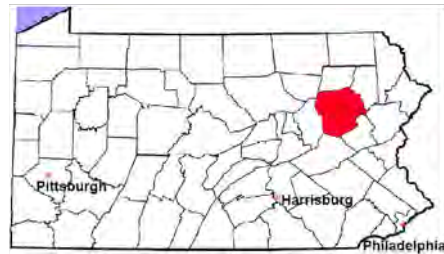
OUT OF STATE: Paternity was established in another state, "Out of state only".

Luzerne County

2023 Population Estimate: 327,388

Class of County: 3rd

No. of Common Pleas Court Judgeships: 10



2023 Custody/Partial Custody/Visitation

No. of
Petitions

Cases Pending 1/1/2023

56

New Cases Filed in 2023

1,514

Cases Available for Processing

1,570

Processed By:

Judge

362

24.2%

Non-Judicial Officer

1,133

75.8%

Administrative Review/Purge

0

Other

0

Cases Processed

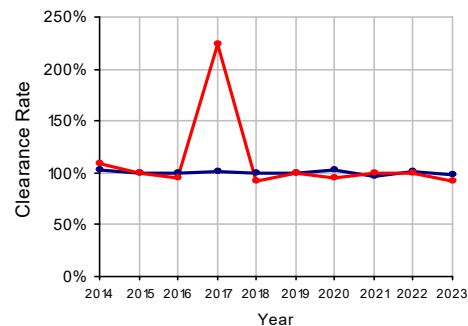
1,495

100.0%

Cases Pending 12/31/2023

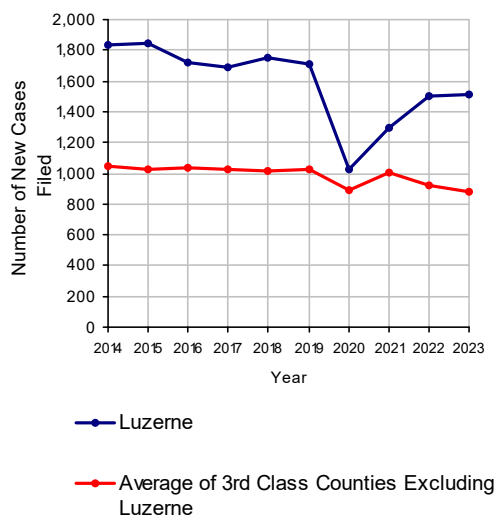
75

Clearance Rate, 2014-2023

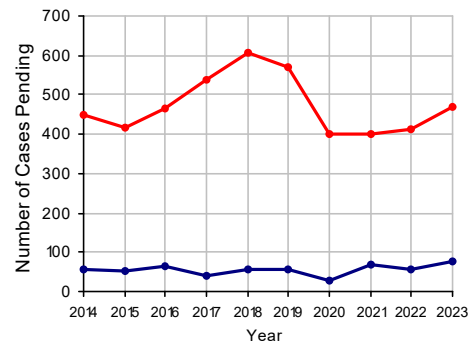


Note: Clearance Rate = Cases Processed / New Cases Filed

Custody/Partial Custody/Visitation New Cases Filed, 2014-2023



Cases Pending at the End of Year, 2014-2023



Luzerne County

2023 Population estimate: 327,388

Class of County: 3rd

No. of Common Pleas Court Judgeships: 10



2023 Divorce

No. of Petitions

Cases Pending 1/1/2023

731

New Cases Filed in 2023

649

Cases Available for Processing

1,380

Processed By:

Contested Before a Judge

4

0.7%

Contested Before a Non-Judicial Officer

81

14.4%

Uncontested

478

84.9%

Administrative Review/Purge

0

Other

0

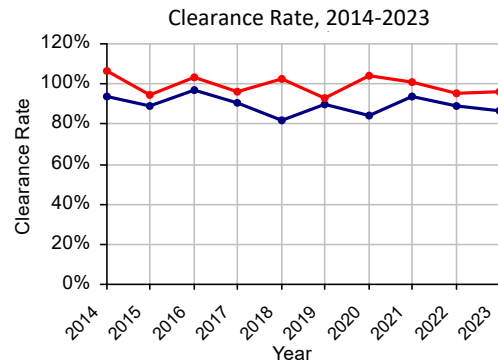
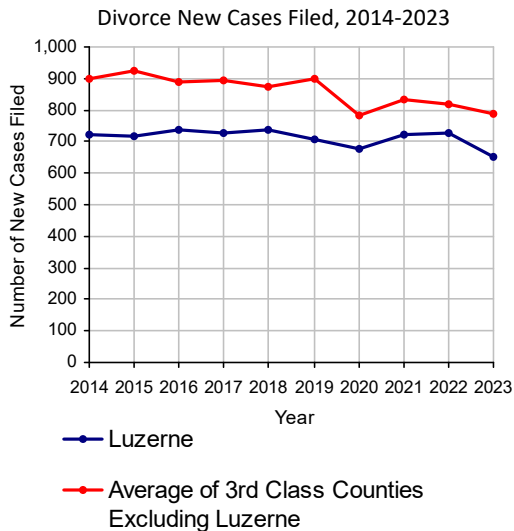
Cases Processed

563

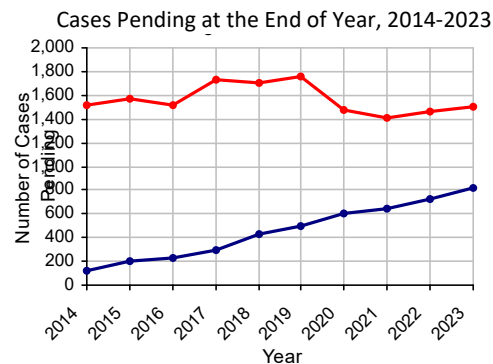
100.0%

Cases Pending 12/31/2023

817



Note: Clearance Rate = Cases Processed / New Cases Filed

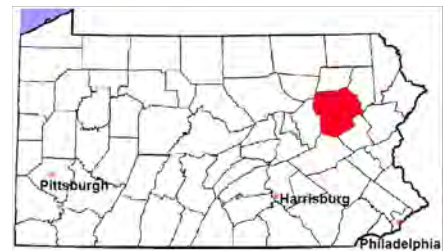


Luzerne County

2023 Population estimate: 327,388

Class of County: 3rd

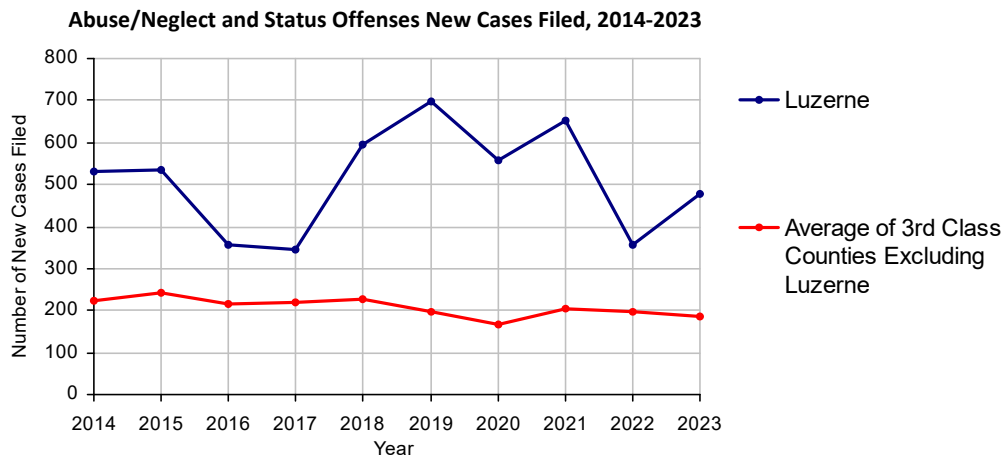
No. of Common Pleas Court Judgeships: 10



2023 Juvenile Dependency - Petitions Pending Adjudication

	Abuse/ Neglect	Status Offenses	Total
Cases Pending 1/1/2023	29	26	55
New Petitions Filed in 2023	357	119	476
Other	131	33	164
Total Petitions Available for Processing	517	178	695
Processed by:			
Adjudicated Dependent			
Judge	38	10	48
Juvenile Court Hearing Officer	238	74	312
Adjudicated NOT Dependent			
Judge	5	0	5
Juvenile Court Hearing Officer	12	0	12
Withdrawn/Dismissed/Inactive	153	68	221
Other	11	1	12
Total Petitions Processed	457	153	610
Cases Pending 12/31/2023	60	25	85

Data provided by CPCMS

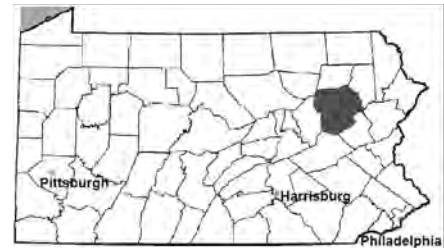


Luzerne County

2023 Population estimate: 327,388

Class of County: 3rd

No. of Common Pleas Court Judgeships: 10



2023 Juvenile Dependency - Adjudicated Dependent Inventory

	Abuse/ Neglect	Status Offenses	Total
Cases Pending 1/1/2023	543	69	612
New Adjudicated Dependent Cases	276	84	360
Other	1	0	1
Total Adjudicated Dependent Cases	820	153	973

Court Supervision Terminated:

Family Reunification	94	26.4%	5	6.0%	99	22.6%
Adoption	88	24.7%	0		88	20.0%
Placement with a Relative/Guardian	159	44.7%	65	78.3%	224	51.0%
Aged Out	8	2.2%	8	9.6%	16	3.6%
Other Permanency Outcomes*	3	0.8%	1	1.2%	4	0.9%
Other**	4	1.1%	4	4.8%	8	1.8%

Total Adjudicated Dependent Cases Terminated	356	100.0%	83	100.0%	439	100.0%
Cases Pending 12/31/2023	464		70		534	

Data provided by CPCMS

* Other Permanency Outcomes include: adjudicated delinquent, death due to natural causes, emancipation, permanent living arrangement, and parent has come forward.

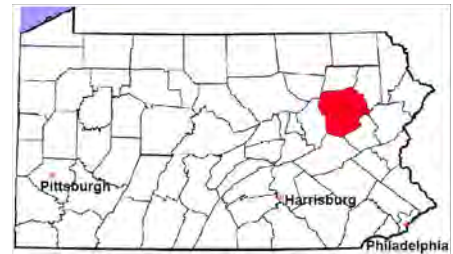
** Other includes cases where court supervision is terminated due to transfer out of jurisdiction, withdrawal and administrative closure.

Luzerne County

2023 Population estimate: 327,388

Class of County: 3rd

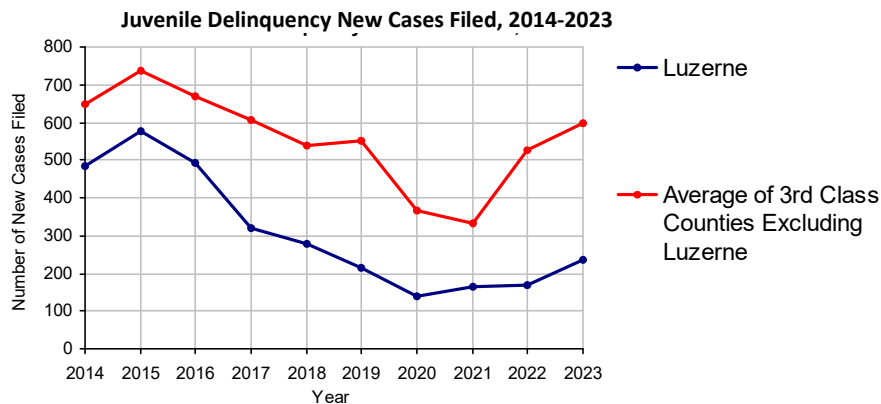
No. of Common Pleas Court Judgeships: 10



2023 Juvenile Delinquency - Cases Pending Disposition

Begin Pending	90
New Cases	235
Consent Decree Revoked	16
Informal Adjustment Program Revoked	0
Alternative Program Revoked	0
Warrant Returned	10
Other	29
Total Cases Available for Disposition	380
Warrant Issued	14
Disposed by:	
Adjudicated Delinquent by a Judge	67
Adjudicated Delinquent by a Juvenile Court Hearing Officer	0
Consent Decree Entered	41
Informal Adjustment Program Entered	79
Warned and Counseled (Pre-Petition)	15
Dismissed/Withdrawn/Transferred	21
Transferred to Criminal Court	1
Other	5
Total Cases Disposed	229
End Pending	137

Data provided by CPCMS



Luzerne County

2023 Population: 327,388
Class of County: 3rd
No. of Common Pleas Judgeships: 10

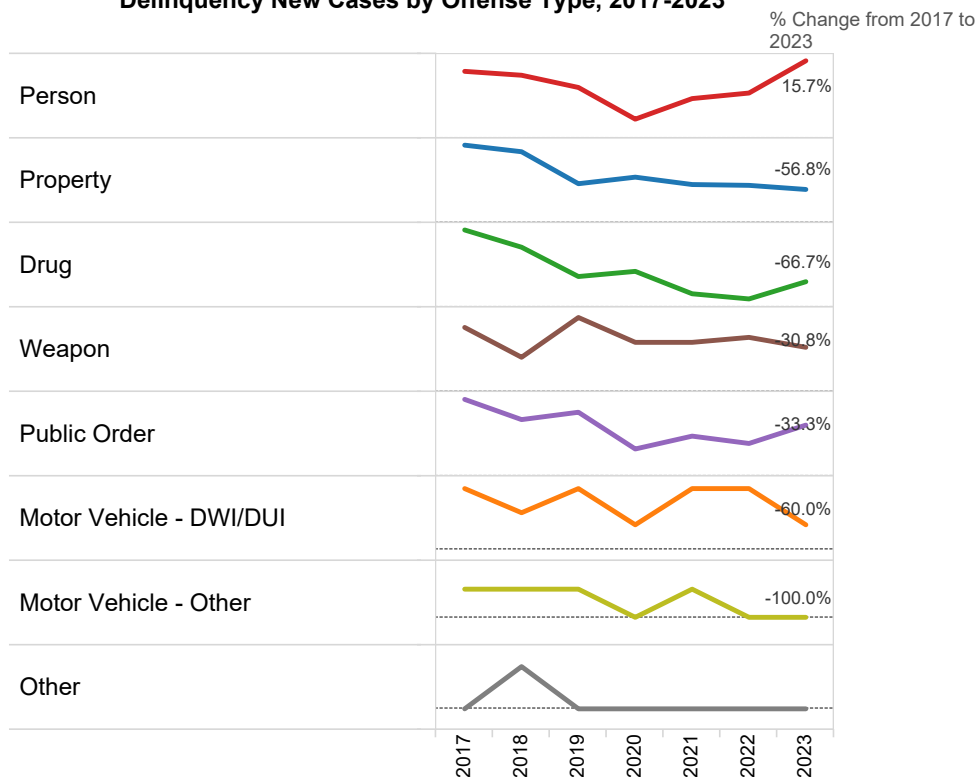


2023 Delinquency - New Cases by Offense Type

Case Type	Felony	Misdemeanor	Summary	Total	
Person	30	110	0	140	59.6%
Property	23	18	0	41	17.4%
Drug	0	15	0	15	6.4%
Weapon	4	5	0	9	3.8%
Public Order	3	23	2	28	11.9%
Motor Vehicle - DWI/DUI	0	2	0	2	0.9%
Motor Vehicle - Other	0	0	0	0	0.0%
Other	0	0	0	0	0.0%
Total	60	173	2	235	100.0%
	25.5%	73.6%	0.9%	100.0%	

Data provided by CPCMS

Delinquency New Cases by Offense Type, 2017-2023

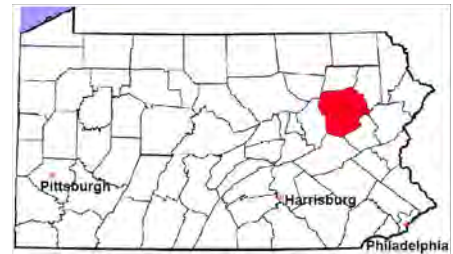


Luzerne County

2023 Population estimate: 327,388

Class of County: 3rd

No. of Common Pleas Court Judgeships: 10



2023 Juvenile Delinquency - Formal Dispositions

Begin Pending	92
Adjudicated Delinquent by a Judge	67
Adjudicated Delinquent by a Juvenile Court Hearing Officer	0
Warrant Returned	24
Other	21
Total Adjudicated Delinquent Cases	204
Warrant Issued	36
Court Supervision Terminated:	
Conditions Satisfied	34
Compelling Reasons	19
Reached Age 21	2
Transferred to Another Juvenile Court	0
Other	2
Total Adjudicated Delinquent Cases Terminated	57
End Pending	111

(R) - Revised

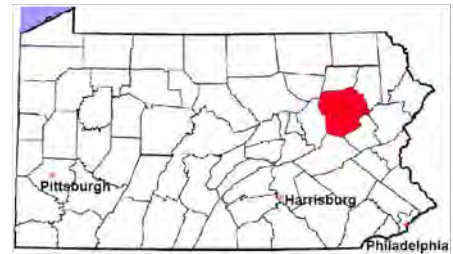
Data provided by CPCMS

Luzerne County

2023 Population estimate: 327,388

Class of County: 3rd

No. of Common Pleas Court Judgeships: 10



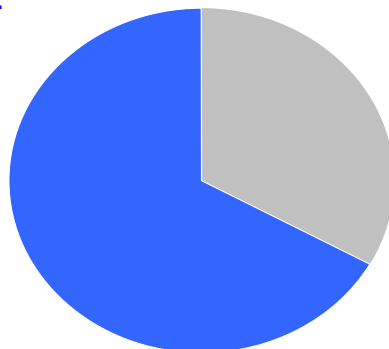
2023 Juvenile Delinquency - Informal Dispositions

Pending Consent Decrees	36
Pending Informal Adjustments	27
New Consent Decrees	41
New Informal Adjustments	79
Warrant Returned	19
Other	6
Cases Informally Disposed	208
Warrant Issued	19
Terminated by:	
Consent Decree Completed	19
Informal Adjustment Completed	62
Consent Decree Revoked	16
Informal Adjustment Program Revoked	0
Other	22
Total Informally Disposed Cases Terminated	119
End Pending	70

(R) - Revised

Data provided by CPCMS

Informal Dispositions: **67%**



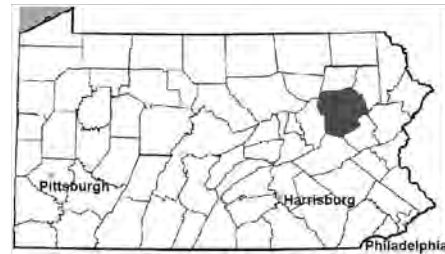
Delinquency Cases are disposed either formally, at a proceeding held before a judge or hearing officer, or informally without a proceeding. Informal dispositions include informal adjustments supervised by a juvenile probation officer; consent decrees agreed upon with the District Attorney after a petition is filed; or other pre-petition process by the juvenile probation department.

Luzerne County

2023 Population estimate: 327,388

Class of County: 3rd

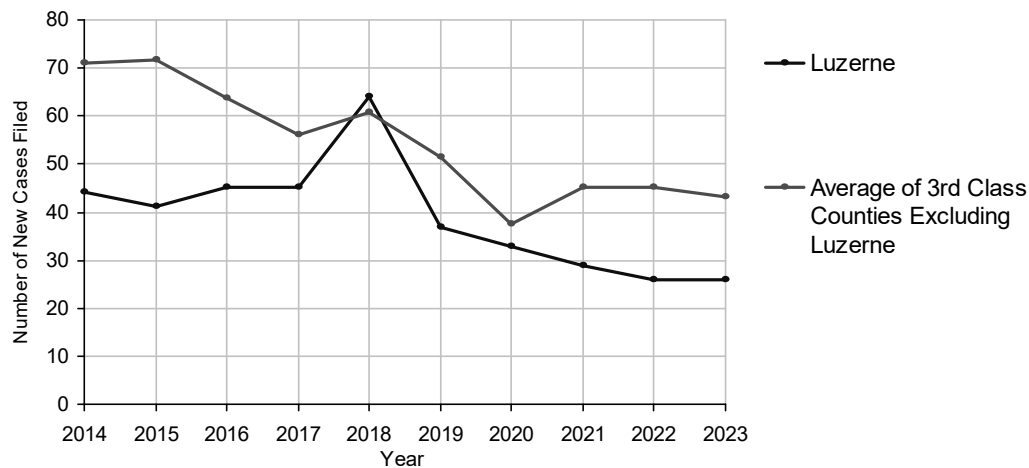
No. of Common Pleas Court Judgeships: 10



2023 Accounts	No. of Cases	
Cases Pending 1/1/2023	0 (R)	
New Cases Filed in 2023	26	
Cases Available for Processing	26	
Processed By:		
Contested before a Judge	4	15.4%
Contested before a Non-Judicial Officer	0	
Uncontested	22	84.6%
Other	0	
Cases Processed	26	100.0%
Cases Pending 12/31/2023	0	

(R) - Revised

Accounts New Cases Filed, 2014-2023



Luzerne County

2023 Population estimate: 327,388

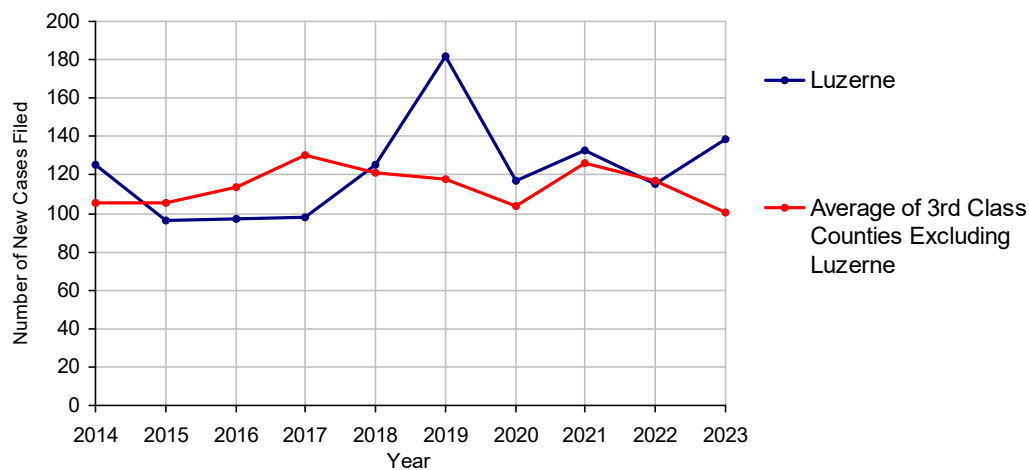
Class of County: 3rd

No. of Common Pleas Court Judgeships: 10



2023 Adoptions		No. of Cases	
Cases Pending 1/1/2023		56	
New Cases Filed in 2023		139	
Cases Available for Processing		195	
Processed By:			
Contested before a Judge	Granted	0	
	Denied	0	
Uncontested	Granted	121	100.0%
	Denied	0	
Other		0	
Cases Processed		121	100.0%
Cases Pending 12/31/2023		74	

Adoptions New Cases Filed, 2014-2023

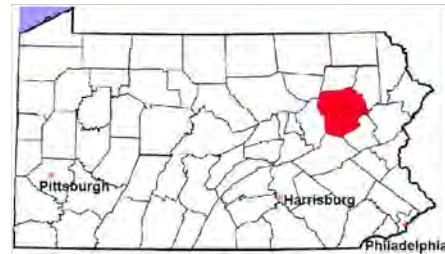


Luzerne County

2023 Population estimate: 327,388

Class of County: 3rd

No. of Common Pleas Court Judgeships: 10



2023 Relinquishments/Terminations

**No. of
Cases**

Cases Pending 1/1/2023

340

New Cases Filed in 2023

140

Cases Available for Processing

480

Processed By:

Contested before a Judge

162 96.4%

Uncontested

0

Other

6 3.6%

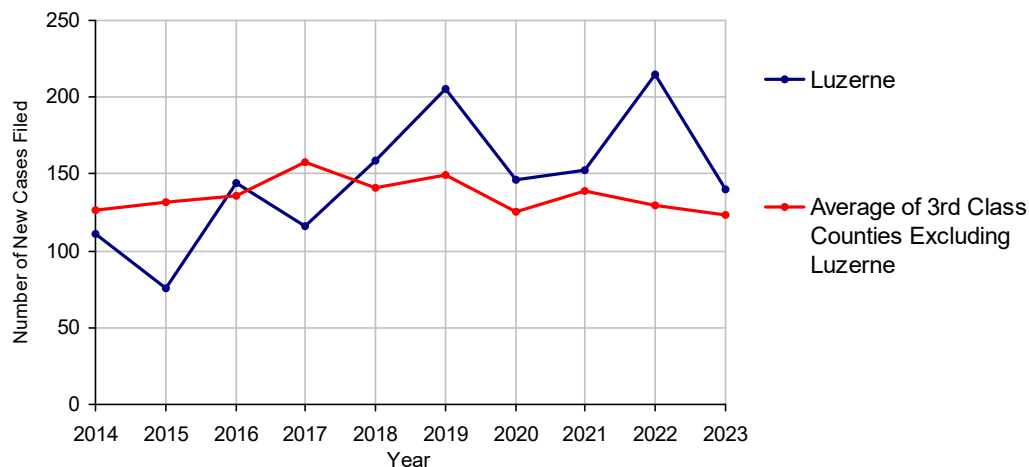
Cases Processed

168 100.0%

Cases Pending 12/31/2023

312

Relinquishments/Terminations New Cases Filed, 2014-2023

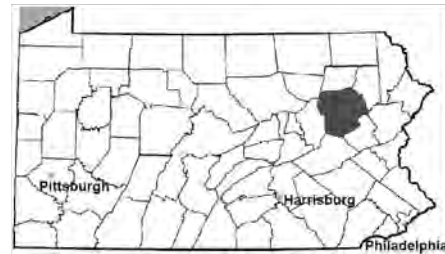


Luzerne County

2023 Population estimate: 327,388

Class of County: 3rd

No. of Common Pleas Court Judgeships: 10



2023 Appointment of Guardians

**No. of
Cases**

Cases Pending 1/1/2023 31 (R)

New Cases Filed in 2023 77

Cases Available for Processing 108

Processed By:

Contested before a Judge 1 1.1%

Uncontested 71 81.6%

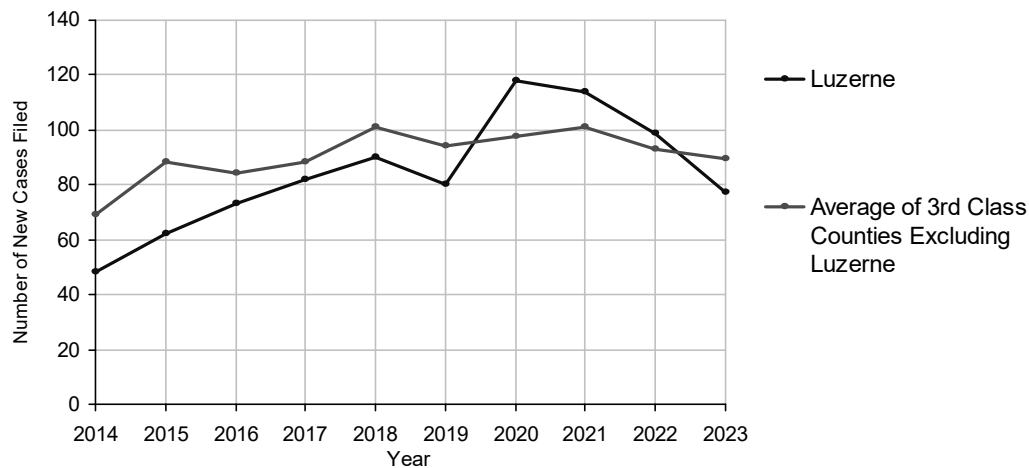
Other 15 17.2%

Cases Processed 87 100.0%

Cases Pending 12/31/2023 21

(R) - Revised

Appointment of Guardians New Cases Filed, 2014-2023

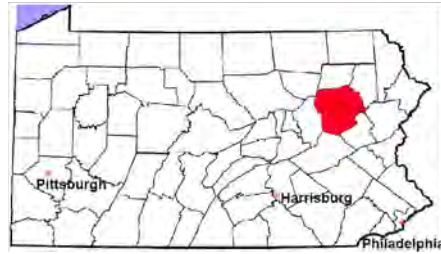


Luzerne County

2023 Population estimate: 327,388

Class of County: 3rd

No. of Common Pleas Court Judgeships: 10



2023 Jury Yield and Utilization

Jury Yield

Qualification Questionnaires/Summonses Mailed:	46,530	A		
Returned Undeliverable:	3,365	B	7.2%	Of Qualification Questionnaires/ Summonses Mailed
Not Responded to:	19,650	C	42.2%	
the Number of Prospective Jurors:				
Disqualified:	8,037	D	17.3%	
Exempted:	1,802	E	3.9%	
Excused:	4,979	F	10.7%	
Deferred to New Term:	809	G	1.7%	
Deferred from Previous Term:	1,972	H	4.2%	
Total Number of Qualified Jurors Available for Service:	9,860	I	21.2%	
$I=A-B-C-D-E-F-G+H$				

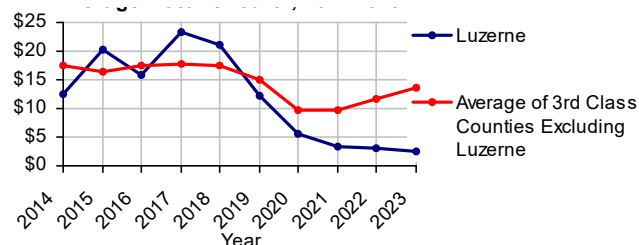
Jury Utilization

the Number of Jurors:				
Reporting for Service:	5,536	56.1%	Of Jurors Qualified and Available	
Told Not to Report for Service:	2,041	20.7%		
Sent to Courtroom for Jury Selection (Voir Dire):	3,481	62.9%	Of Jurors Reporting for Service	
Impaneled or Sworn (jurors/alternates):	871	15.7%		
Removed for Cause/Hardship:	394			
Removed by Peremptory Challenge:	951			
Number of Jury Trials Started:	59			
Pool Days:	59			
Zero Panel Days:	11	18.6%	(Of Pool Days)	

Jury Costs

Total Annual Budget for Juror Operations:	\$118,589.00	J
Average Cost Per Juror:	\$2.55	K
$K = J/A$		

Average Cost Per Juror, 2014-2023

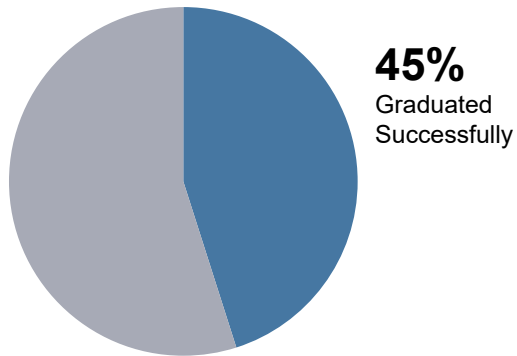


Luzerne County

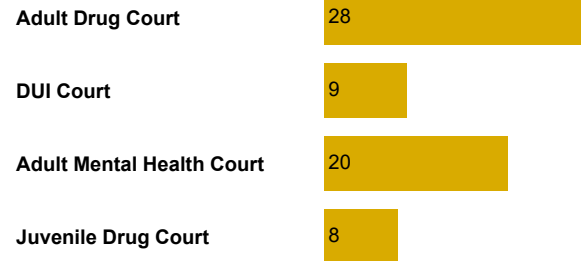
2023 Problem Solving Courts

51 Discharges

Of All Court Participants Discharged:



65 Admissions

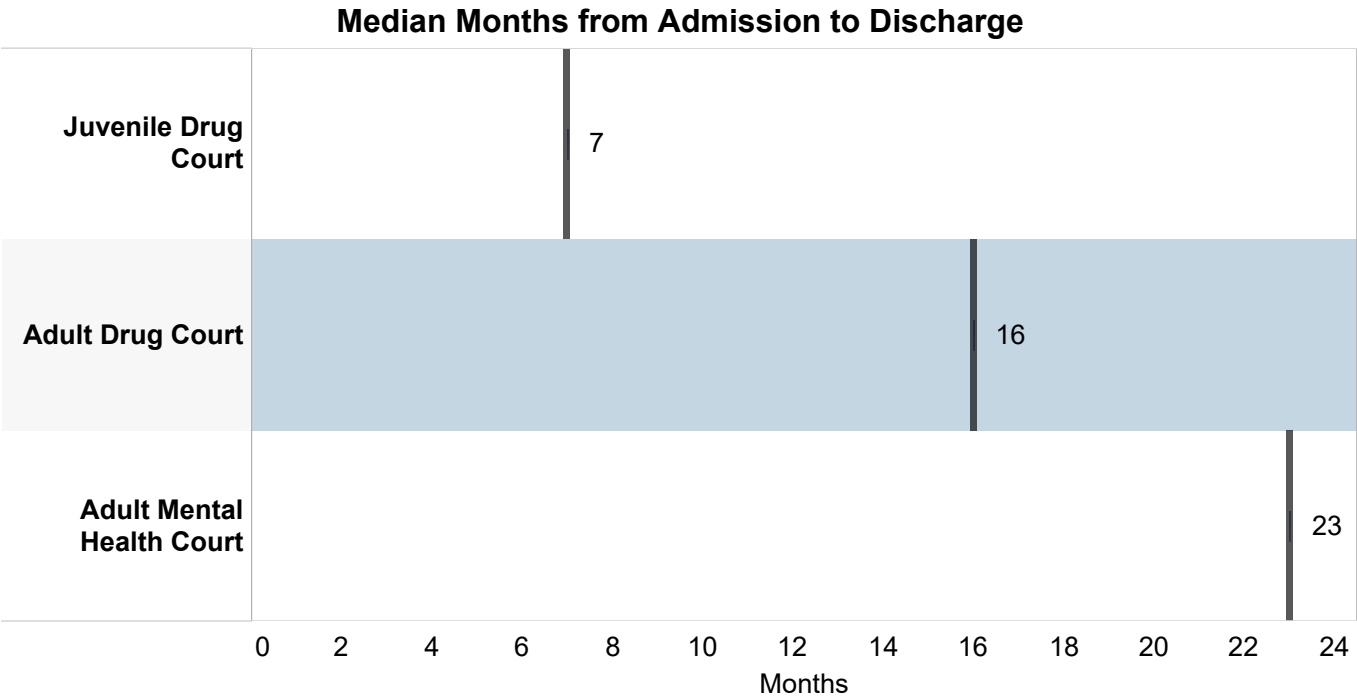


Discharge Reason

	Successfully Completed	Unsuccessful/New Offense	Unsuccessful /Non-Compliant	Unsuccessful /Absconded	Other	Total Discharges
Adult Drug Court	14 (45.2%)		16 (51.6%)	1 (3.2%)		31 (100.0%)
Adult Mental Health Court	7 (58.3%)	2 (16.7%)			3 (25.0%)	12 (100.0%)
Juvenile Drug Court	2 (25.0%)		3 (37.5%)	2 (25.0%)	1 (12.5%)	8 (100.0%)

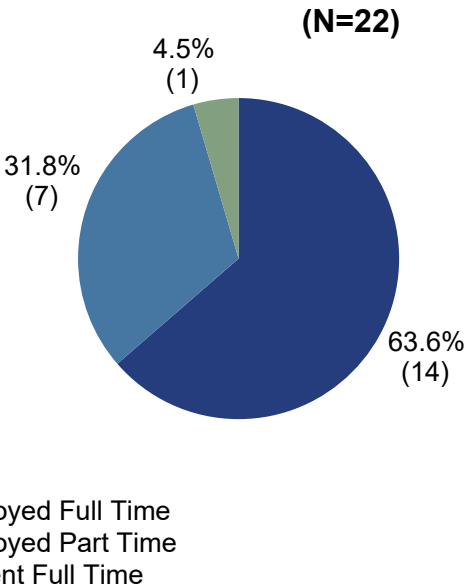

Luzerne County

2023 Problem Solving Courts



Among successful graduates, there was a 100% increase in employment.

64% of the employed successful graduates were employed full time:



29% (15) of all participants have improved in education level at discharge.

DEPARTMENT OF RESEARCH & STATISTICS

KIM NIEVES, PH.D.

DIRECTOR

ANDREW GINDER, MPA

ASSISTANT DIRECTOR

YAN LIU, M.S.

SENIOR STATISTICAL ANALYST

SASANKA ADIKARI, PH.D

DATA SCIENTIST

AMANDA PEREIRA

RESEARCH ASSISTANT