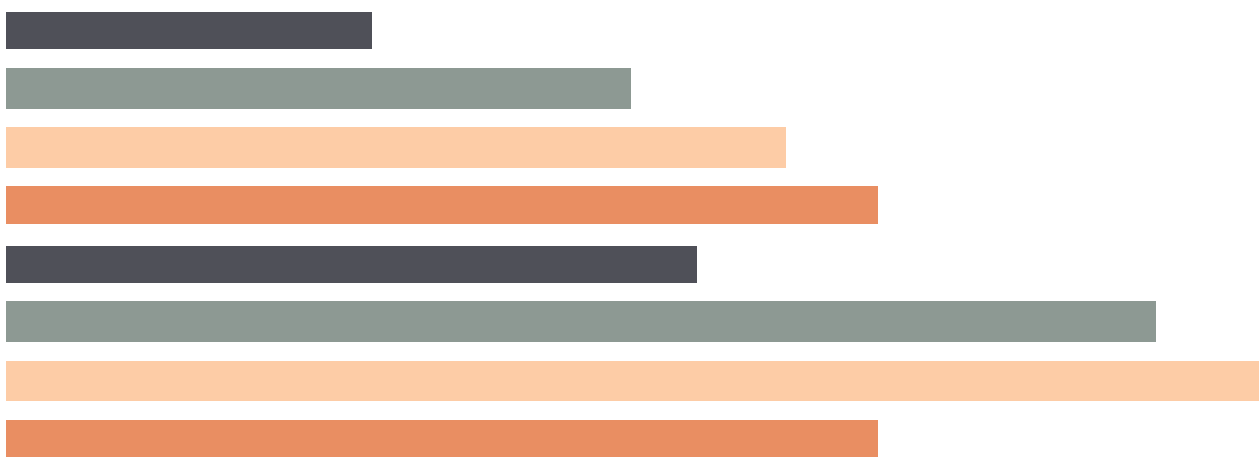
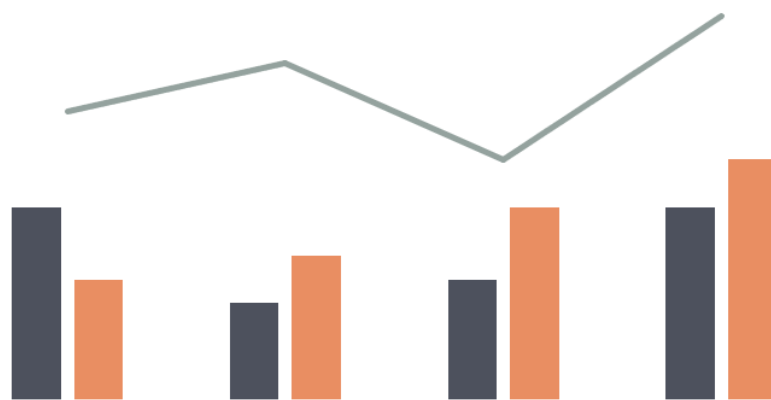
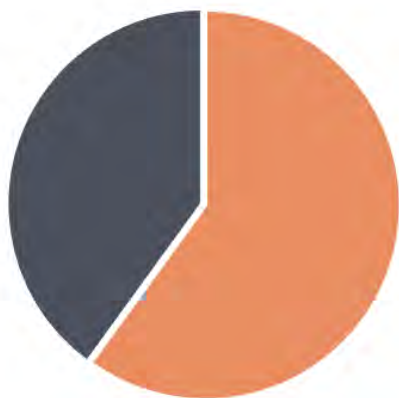


2023 Mercer County


Court of Common Pleas
Caseload Statistics for



We are pleased to provide you with a copy of the 2023 County Caseload Display pages. They can also be viewed on the AOPC webpage at www.pacourts.us in the *News & Statistics* section under *Research & Statistics*.

Should you have any questions or comments, please do not hesitate to contact me at 717.231.3300 .

Sincerely,

A handwritten signature in black ink, appearing to read 'Sasanka', written over a horizontal line.

Sasanka Adikari, Ph.D.
Data Scientist
Department of Research and Statistics

Table of Contents

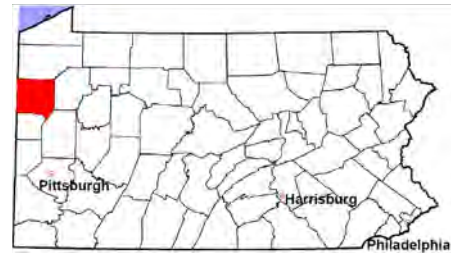
CPCMS Criminal	Page 1
CPCMS Criminal - New Cases by Case Type.....	Page 2
Civil.....	Page 3
Civil - Docketed Cases Listed by Case Type.....	Page 4
Protection From Abuse	Page 5
Spousal & Child Support and Paternity	Page 6
Custody/Partial Custody/Visitation.....	Page 7
Divorce	Page 8
Juvenile Dependency - Active Dependent Inventory	Page 9
Juvenile Dependency - Adjudicated Dependent Inventory	Page 10
Juvenile Delinquency - Cases Pending Disposition.....	Page 11
Juvenile Delinquency - New Cases by Case Type	Page 12
Juvenile Delinquency - Formal Dispositions	Page 13
Juvenile Delinquency - Informal Dispositions	Page 14
Accounts.....	Page 15
Adoptions.....	Page 16
Relinquishments/Terminations	Page 17
Appointment of Guardians	Page 18
Jury Yield and Utilization	Page 19
Problem Solving Courts.....	Pages 20-21

Mercer County

2023 Population estimate: 108,503

Class of County: 5th

No. of Common Pleas Court Judgeships: 4



2023 Criminal No. of Cases

Cases Pending 1/1/2023	563
New Cases Filed in 2023	1,247
Reopened Cases	86
Cases Available for Processing	1,896

Processed by:

Withdrawn/Dismissed	124	9.0%
Diversionsary Disposition*	113	8.2%
Guilty Plea	1,033	74.9%
Non-Jury Trial	5	0.4%
Jury Trial	5	0.4%
Inactive	88	6.4%
Other	12	0.9%
Total Cases Processed	1,380	100.0%

Cases Pending 12/31/2023 **516**

Cases Awaiting Sentencing 106

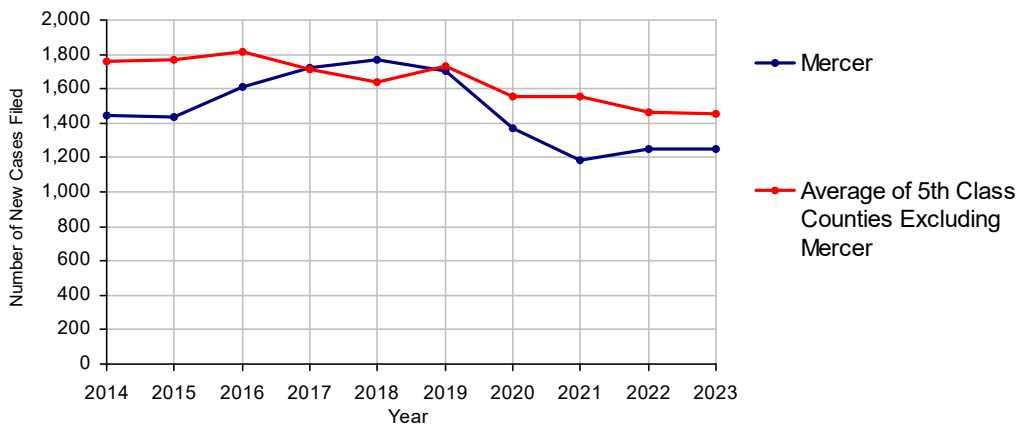
Data provided by CPCMS

* Includes other diversionsary programs such as Veterans Court.

Age of Pending Cases as of 12/31/2023

0-60 Days	198	38.4%
61-120 Days	172	33.3%
121-180 Days	91	17.6%
181-240 Days	21	4.1%
241-300 Days	5	1.0%
301-360 Days	10	1.9%
Over 360 Days	19	3.7%
Total	516	100.0%

Criminal New Cases, 2014-2023



Mercer County

2023 Population: 108,503
 Class of County: 5th
 No. of Common Pleas Judgeships: 4

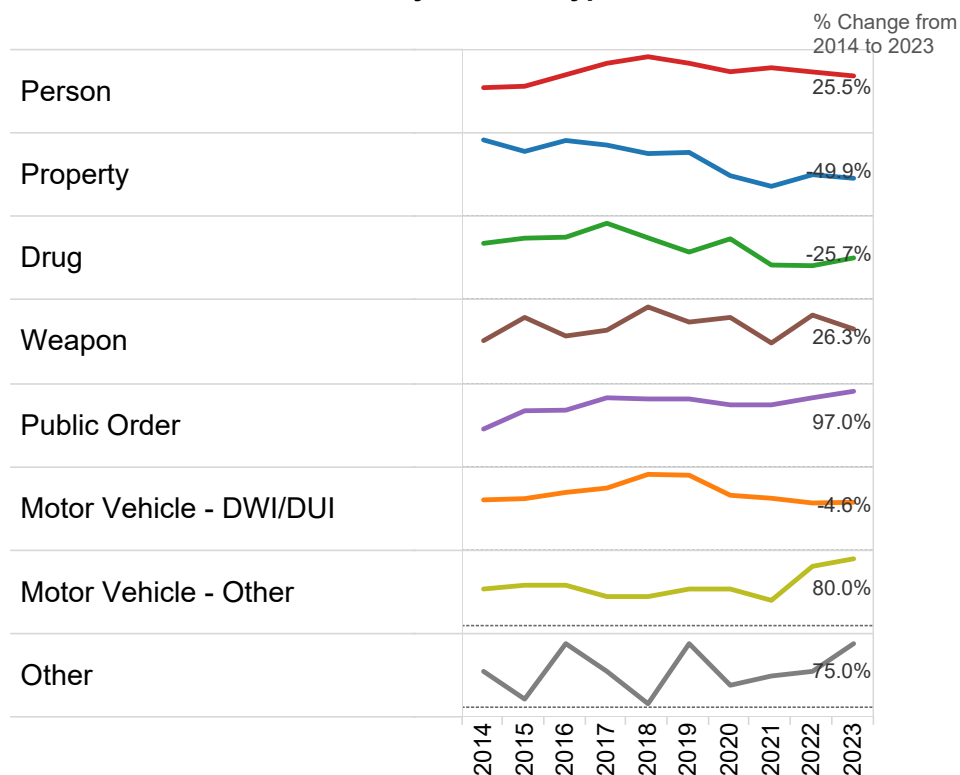


2023 Criminal - New Cases by Offense Type

Case Type	Felony	Misdemeanor	Summary	Total	
Person	156	90	0	246	19.7%
Property	177	90	1	268	21.5%
Drug	69	61	0	130	10.4%
Weapon	38	10	0	48	3.8%
Public Order	40	90	0	130	10.4%
Motor Vehicle - DWI/DUI	20	373	0	393	31.5%
Motor Vehicle - Other	2	16	0	18	1.4%
Other	14	0	0	14	1.1%
Total	516	730	1	1,247	100.0%
	41.4%	58.5%	0.1%	100.0%	

Data provided by CPCMS

Criminal New Cases by Offense Type, 2014-2023

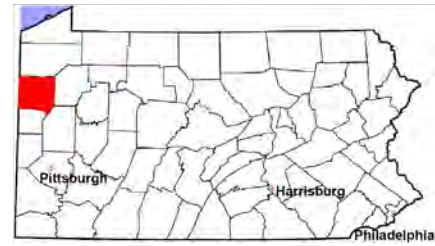


Mercer County

2023 Population estimate: 108,503

Class of County: 5th

No. of Common Pleas Court Judgeships: 4

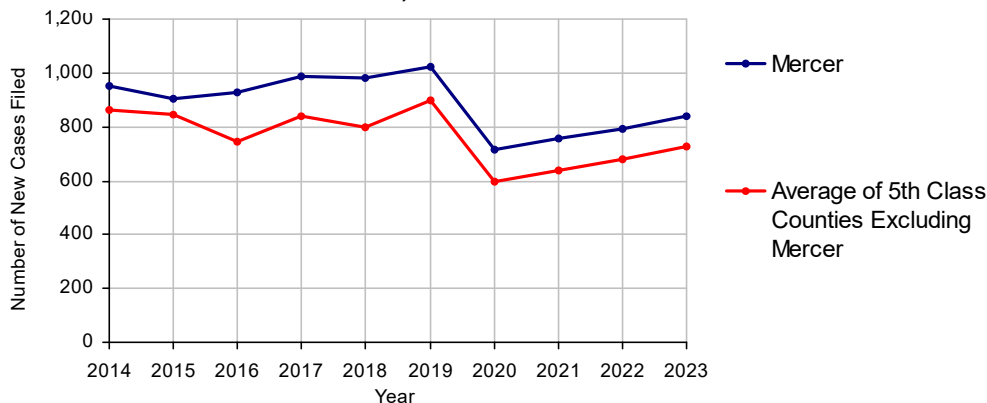


2023 Civil	Civil Action	Other	Total
Cases Pending 1/1/2023	432	395	827
Docketed Cases	461	381	842
Arbitration Appeals	3	0	3
Transferred In	0	0	0
Returned to Active	0	0	0
Cases Available for Processing	896	776	1,672
Processed By:			
Default Judgments	153	113	266
Cases Decided by Arbitration Board	12	2	14
Dispositive Motions	27	77	104
Settlements	0	0	0
Moved to Inactive Status	0	0	0
Transferred/Withdrawn	3	6	9
Dismissed/Discontinued	184	100	284
Administrative Purge	3	1	4
Other	0	0	0
Jury Trial	1	0	1
Non-Jury Trial	0	0	0
Total Cases Processed	383	299	682
Cases Pending 12/31/2023	513	477	990

Age of Pending Cases as of 12/31/2023 (Civil Action Only)

0-6 months	201	39.2%
7-12 months	84	16.4%
13-18 months	80	15.6%
19-24 months	34	6.6%
25-30 months	36	7.0%
31-36 months	18	3.5%
37-42 months	16	3.1%
43-48 months	10	1.9%
49-54 months	5	1.0%
55-60 months	4	0.8%
61-66 months	3	0.6%
67-72 months	2	0.4%
Over 72 months	20	3.9%
Total	513	100.0%

Docketed Cases, 2014-2023

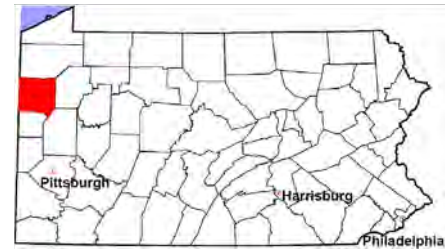


Mercer County

2023 Population estimate: 108,503

Class of County: 5th

No. of Common Pleas Court Judgeships: 4



2023 Civil - Docketed Cases Listed by Case Type

TORT	90	10.7%	REAL PROPERTY	264	31.4%
<i>(does not include mass tort)</i>			Ejectment*	16	
Intentional	8		Eminent Domain/Condemnation*	7	
Malicious Prosecution	0		Ground Rent	1	
Motor Vehicle	46		Landlord/Tenant Dispute	23	
Nuisance	1		Mortgage Foreclosure:		
Premise Liability	15		Residential*	129	
Product Liability	1		Commercial*	4	
Slander/Libel/Defamation	1		Partition of Real Property*	4	
Other	18		Quiet Title*	19	
MASS TORT	0		Other*	61	
Asbestos	0		CIVIL APPEALS	83	9.9%
Tobacco	0		<i>- Administrative Agencies</i>		
Toxic Tort - DES	0		Board of Assessment*	20	
Toxic Tort - Implant	0		Board of Elections*	0	
Toxic Waste	0		Dept. of Transportation*	26	
Other	0		Zoning Board*	2	
PROFESSIONAL LIABILITY	8	1.0%	Statutory Appeal - Other*	1	
Dental	0		Other*	34	
Legal	0		MISCELLANEOUS	58	6.9%
Medical Malpractice	7		Common Law/		
Other	1		Statutory Arbitration*	0	
CONTRACT	339	40.3%	Declaratory Judgment*	1	
<i>(does not include judgments)</i>			Mandamus*	0	
Buyer Plaintiff	7		Non-Domestic Relations		
Debt Collection: Credit Card	194		Restraining Order*	17	
Debt Collection: Other	113		Quo Warranto*	0	
Employment Dispute: Discrimination	3		Replevin*	5	
Employment Dispute: Other	0		Other*	35	
Other	22		TOTAL DOCKETED CASES:	842	100.0%

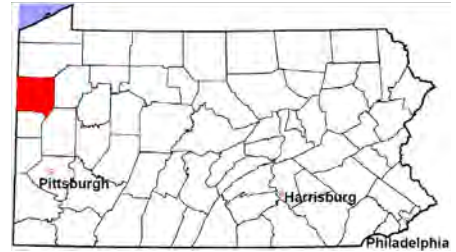
Of the Docketed Cases:

Pro Se Filings: 3 0.4% Class Action Suits: 1 0.1% MDJ Appeals: 51 6.1%

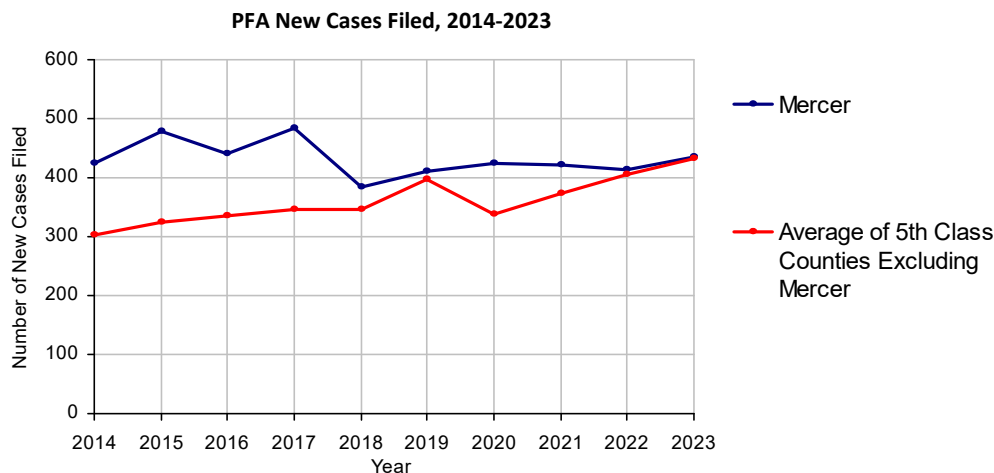
*Civil Other

Mercer County

2023 Population estimate: 108,503
 Class of County: 5th
 No. of Common Pleas Court Judgeships: 4

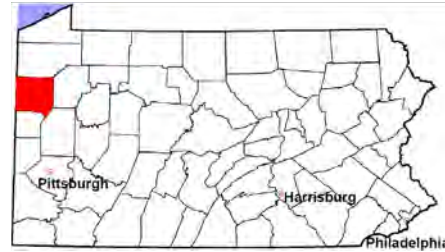


2023 Protection From Abuse	No. of Petitions	
Cases Pending 1/1/2023	35	
New Cases Filed in 2023	434	
<i>Of these, Petitions Requesting Temporary Orders: 434 (100.0%)</i>		
<i>Temporary Orders DENIED: 95 (21.9%), Temporary Orders GRANTED: 339 (78.1%)</i>		
Cases Available for Processing	469	
Processed By:		
Temporary Order DENIED After Ex Parte Hearing and No Evidentiary Hearing Scheduled	3	0.7%
Temporary Order DISMISSED After Evidentiary Hearing and No Final Order Entered	0	
Final Order DENIED After Evidentiary Hearing Before a Judge or a Judicial Officer	79	18.4%
Final Order GRANTED After Evidentiary Hearing Before a Judge or a Judicial Officer	169	39.3%
Plaintiff Did Not Appear For Evidentiary Hearing	35	8.1%
Final Order by STIPULATION OR AGREEMENT Between the Parties	12	2.8%
Petition WITHDRAWN by Plaintiff	132	30.7%
TRANSFERRED to Another Jurisdiction	0	
Other	0	
Cases Processed	430	100.0%
Cases Pending 12/31/2023	39	



Mercer County

2023 Population estimate: 108,503
 Class of County: 5th
 No. of Common Pleas Court Judgeships: 4



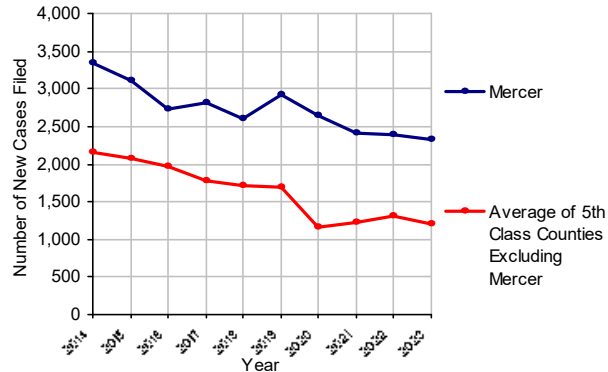
2023 Spousal & Child Support	No. of Petitions
Cases Pending 1/1/2023	485
New Cases Filed in 2023	2,335
Dockets Transferred In (+)	75
Dockets Transferred Out (-)	63
Cases Available for Processing	2,832
Processed By:	
Judge	95 3.8%
Intake Officer	2,400 96.2%
Hearing Officer	0
Other	0
Cases Processed	2,495 100.0%
Cases Pending 12/31/2023	337

Data provided by PACSES

2023 Paternity	No. of Cases
Acknowledgements Filed:	
Non-Domestic Relations Section	138 73.4%
During Conference	42 22.3%
Non-Stipulated (post genetic test)	0
Pre-Trial Conference	8 4.3%
Total	188 100.0%
Established:	
Stipulated by Genetic Tests	19 36.5%
Default - Father Failed to Appear	6 11.5%
Adjudication by Court Proceeding	0
Out of State	27 51.9%
Total	52 100.0%
Cases Pending 12/31/2023	73

Data provided by PACSES

Spousal & Child Support New Cases, 2014-2023



DEFINITIONS:

ACKNOWLEDGEMENTS FILED:

NON-DOMESTIC RELATIONS SECTION: The voluntary Acknowledgement of Paternity by the alleged father.
DURING CONFERENCE: The alleged father signed the Acknowledgement of Paternity-Waiver of Trial (PE-010) at the initial child support conference.
NON-STIPULATED (POST GENETIC TEST): The alleged father signed the Acknowledgement of Paternity-Waiver of Trial after genetic tests were conducted and resulted in the alleged father being determined to be the biological father.
PRE-TRIAL CONFERENCE: The alleged father signed the Acknowledgement of Paternity-Waiver of Trial at the pre-trial conference.

ESTABLISHED:

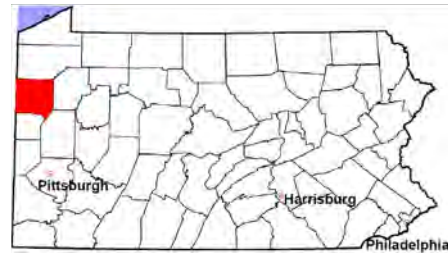
STIPULATED BY GENETIC TESTS: The alleged father requested genetic tests and signed a stipulation that if the test results had a 99% or higher probability of paternity then the alleged father would be stipulated as the biological father of the child.
DEFAULT - FATHER FAILED TO APPEAR: The alleged father failed to appear after being served for either a support conference, hearing, or genetic test and a default paternity order was entered by the court.
ADJUDICATION BY COURT PROCEEDING: The alleged father was determined to be the biological father of the child through a court proceeding.
OUT OF STATE: Paternity was established in another state, "Out of state only".

Mercer County

2023 Population Estimate: 108,503

Class of County: 5th

No. of Common Pleas Court Judgeships: 4



2023 Custody/Partial Custody/Visitation

No. of
Petitions

Cases Pending 1/1/2023

430

New Cases Filed in 2023

332

Cases Available for Processing

762

Processed By:

Judge

22

10.0%

Non-Judicial Officer

156

70.9%

Administrative Review/Purge

1

0.5%

Other

41

18.6%

Cases Processed

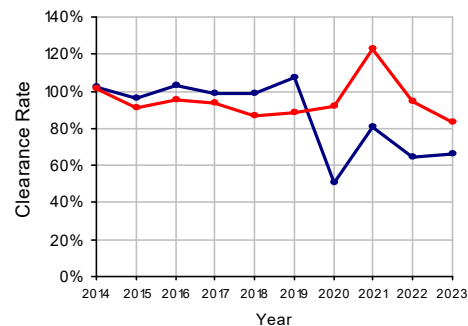
220

100.0%

Cases Pending 12/31/2023

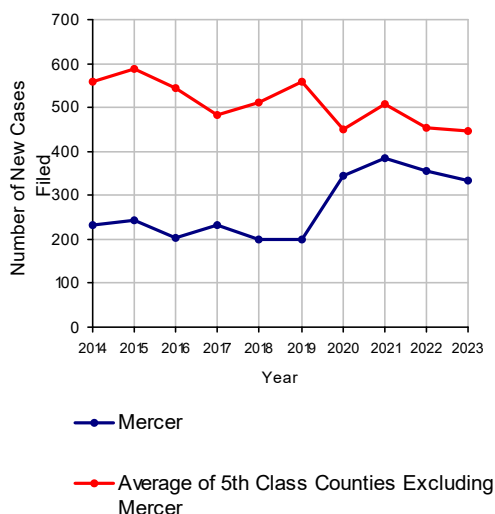
542

Clearance Rate, 2014-2023

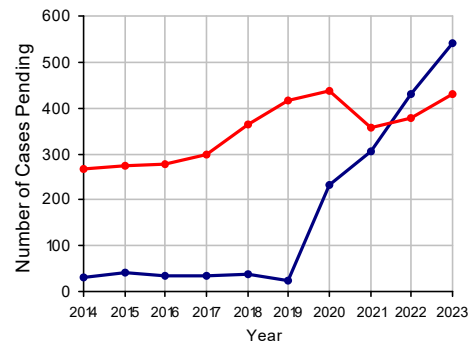


Note: Clearance Rate = Cases Processed / New Cases Filed

Custody/Partial Custody/Visitation New Cases Filed, 2014-2023



Cases Pending at the End of Year, 2014-2023

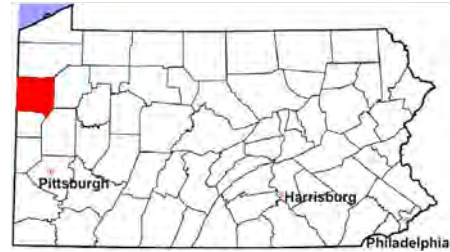


Mercer County

2023 Population estimate: 108,503

Class of County: 5th

No. of Common Pleas Court Judgeships: 4



2023 Divorce

No. of Petitions

Cases Pending 1/1/2023

305

New Cases Filed in 2023

286

Cases Available for Processing

591

Processed By:

Contested Before a Judge

5

1.8%

Contested Before a Non-Judicial Officer

10

3.7%

Uncontested

219

80.8%

Administrative Review/Purge

25

9.2%

Other

12

4.4%

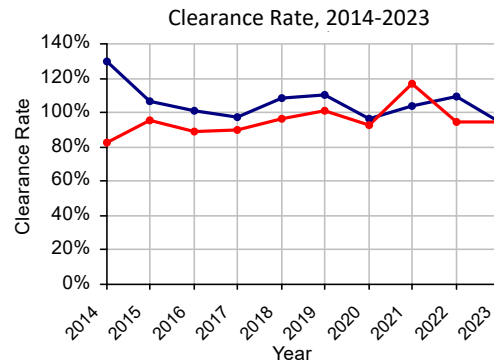
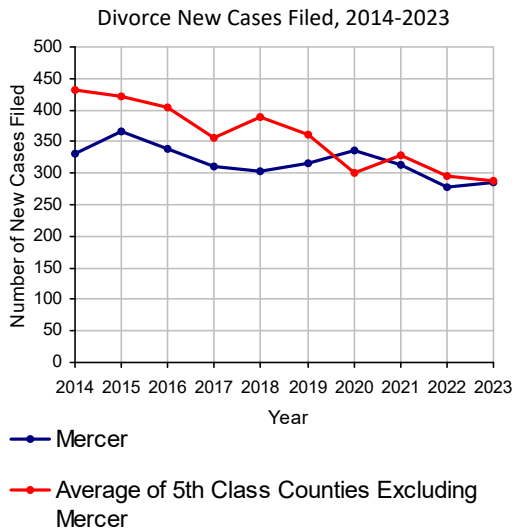
Cases Processed

271

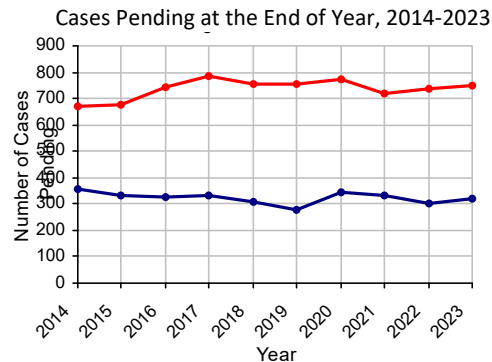
100.0%

Cases Pending 12/31/2023

320



Note: Clearance Rate = Cases Processed / New Cases Filed

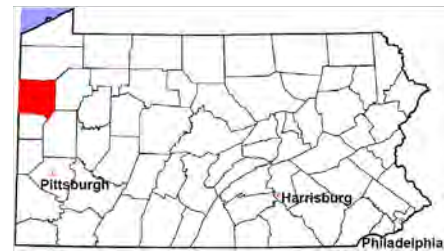


Mercer County

2023 Population estimate: 108,503

Class of County: 5th

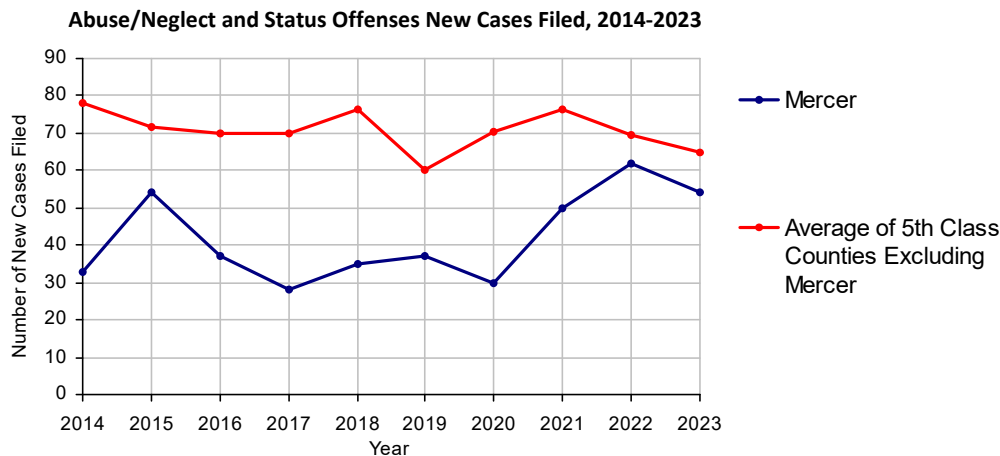
No. of Common Pleas Court Judgeships: 4



2023 Juvenile Dependency - Petitions Pending Adjudication

	Abuse/ Neglect	Status Offenses	Total
Cases Pending 1/1/2023	14	1	15
New Petitions Filed in 2023	48	6	54
Other	3	0	3
Total Petitions Available for Processing	65	7	72
Processed by:			
Adjudicated Dependent			
Judge	37	1	38
Juvenile Court Hearing Officer	0	0	0
Adjudicated NOT Dependent			
Judge	0	0	0
Juvenile Court Hearing Officer	0	0	0
Withdrawn/Dismissed/Inactive	4	0	4
Other	17	1	18
Total Petitions Processed	58	2	60
Cases Pending 12/31/2023	7	5	12

Data provided by CPCMS

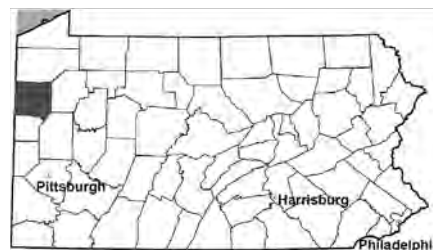


Mercer County

2023 Population estimate: 108,503

Class of County: 5th

No. of Common Pleas Court Judgeships: 4



2023 Juvenile Dependency - Adjudicated Dependent Inventory

	Abuse/ Neglect	Status Offenses	Total
Cases Pending 1/1/2023	55	1	56
New Adjudicated Dependent Cases	37	1	38
Other	10	1	11
Total Adjudicated Dependent Cases	102	3	105

Court Supervision Terminated:

Family Reunification	7	21.2%	0	7	21.2%
Adoption	0		0	0	
Placement with a Relative/Guardian	10	30.3%	0	10	30.3%
Aged Out	0		0	0	
Other Permanency Outcomes*	0		0	0	
Other**	16	48.5%	0	16	48.5%
Total Adjudicated Dependent Cases Terminated	33	100.0%	0	100.0%	33
Cases Pending 12/31/2023	69		3		72

Data provided by CPCMS

* Other Permanency Outcomes include: adjudicated delinquent, death due to natural causes, emancipation, permanent living arrangement, and parent has come forward.

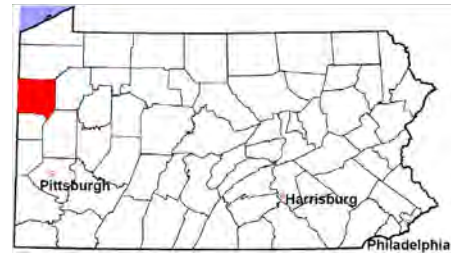
** Other includes cases where court supervision is terminated due to transfer out of jurisdiction, withdrawal and administrative closure.

Mercer County

2023 Population estimate: 108,503

Class of County: 5th

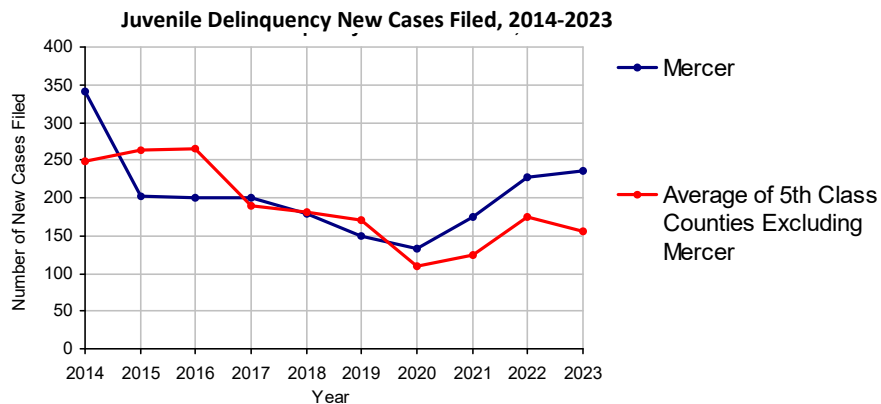
No. of Common Pleas Court Judgeships: 4



2023 Juvenile Delinquency - Cases Pending Disposition

Begin Pending	70
New Cases	235
Consent Decree Revoked	0
Informal Adjustment Program Revoked	0
Alternative Program Revoked	0
Warrant Returned	3
Other	9
Total Cases Available for Disposition	317
Warrant Issued	9
Disposed by:	
Adjudicated Delinquent by a Judge	117
Adjudicated Delinquent by a Juvenile Court Hearing Officer	0
Consent Decree Entered	48
Informal Adjustment Program Entered	0
Warned and Counseled (Pre-Petition)	0
Dismissed/Withdrawn/Transferred	87
Transferred to Criminal Court	0
Other	7
Total Cases Disposed	259
End Pending	49

Data provided by CPCMS



Mercer County

2023 Population: 108,503
Class of County: 5th
No. of Common Pleas Judgeships: 4

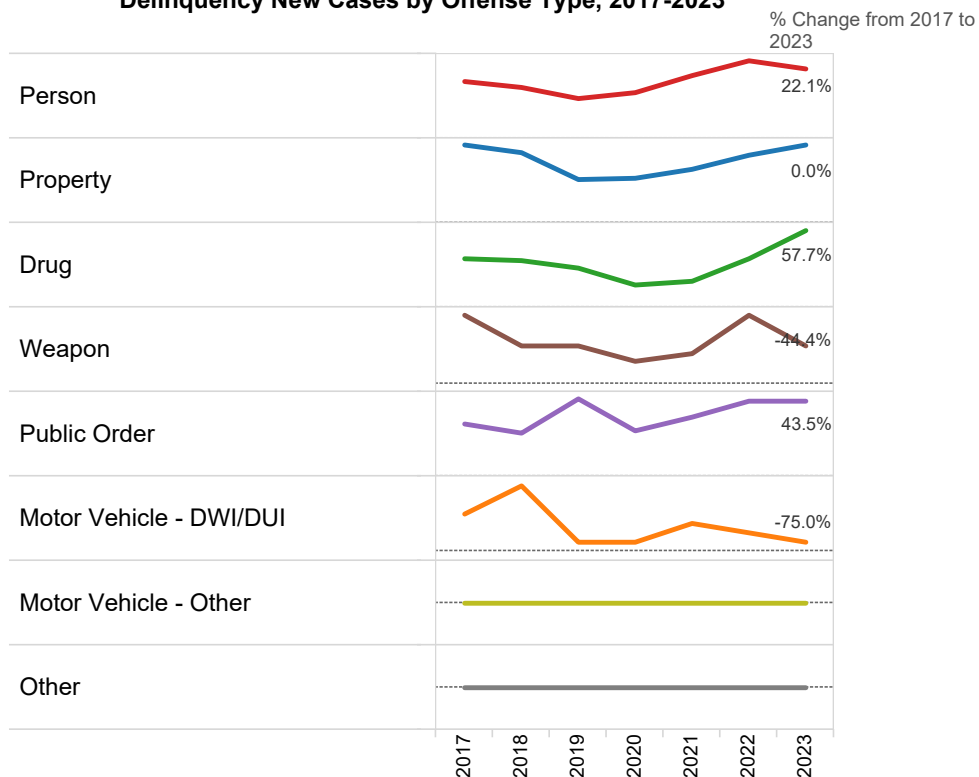


2023 Delinquency - New Cases by Offense Type

Case Type	Felony	Misdemeanor	Summary	Total	
Person	36	58	0	94	40.0%
Property	43	17	1	61	26.0%
Drug	0	41	0	41	17.4%
Weapon	2	3	0	5	2.1%
Public Order	15	15	3	33	14.0%
Motor Vehicle - DWI/DUI	0	1	0	1	0.4%
Motor Vehicle - Other	0	0	0	0	0.0%
Other	0	0	0	0	0.0%
Total	96	135	4	235	100.0%
	40.9%	57.4%	1.7%	100.0%	

Data provided by CPCMS

Delinquency New Cases by Offense Type, 2017-2023

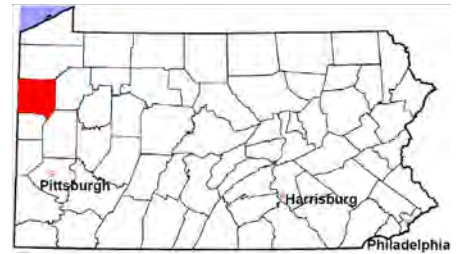


Mercer County

2023 Population estimate: 108,503

Class of County: 5th

No. of Common Pleas Court Judgeships: 4



2023 Juvenile Delinquency - Formal Dispositions

Begin Pending	122
Adjudicated Delinquent by a Judge	117
Adjudicated Delinquent by a Juvenile Court Hearing Officer	0
Warrant Returned	5
Other	11
Total Adjudicated Delinquent Cases	255
Warrant Issued	2
Court Supervision Terminated:	
Conditions Satisfied	79
Compelling Reasons	0
Reached Age 21	0
Transferred to Another Juvenile Court	0
Other	10
Total Adjudicated Delinquent Cases Terminated	89
End Pending	164

(R) - Revised

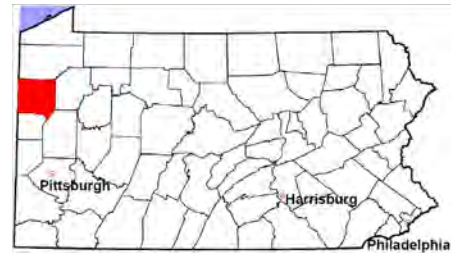
Data provided by CPCMS

Mercer County

2023 Population estimate: 108,503

Class of County: 5th

No. of Common Pleas Court Judgeships: 4



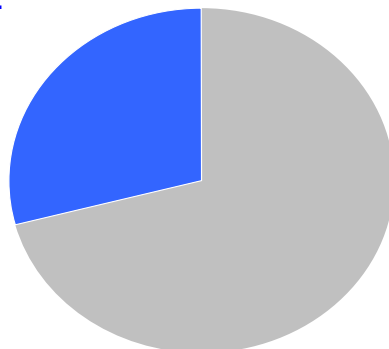
2023 Juvenile Delinquency - Informal Dispositions

Pending Consent Decrees	21
Pending Informal Adjustments	0
New Consent Decrees	48
New Informal Adjustments	0
Warrant Returned	1
Other	1
Cases Informally Disposed	71
Warrant Issued	0
Terminated by:	
Consent Decree Completed	41
Informal Adjustment Completed	0
Consent Decree Revoked	0
Informal Adjustment Program Revoked	0
Other	9
Total Informally Disposed Cases Terminated	50
End Pending	21

(R) - Revised

Data provided by CPCMS

Informal Dispositions: **29%**



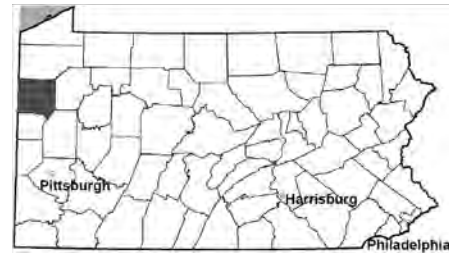
Delinquency Cases are disposed either formally, at a proceeding held before a judge or hearing officer, or informally without a proceeding. Informal dispositions include informal adjustments supervised by a juvenile probation officer; consent decrees agreed upon with the District Attorney after a petition is filed; or other pre-petition process by the juvenile probation department.

Mercer County

2023 Population estimate: 108,503

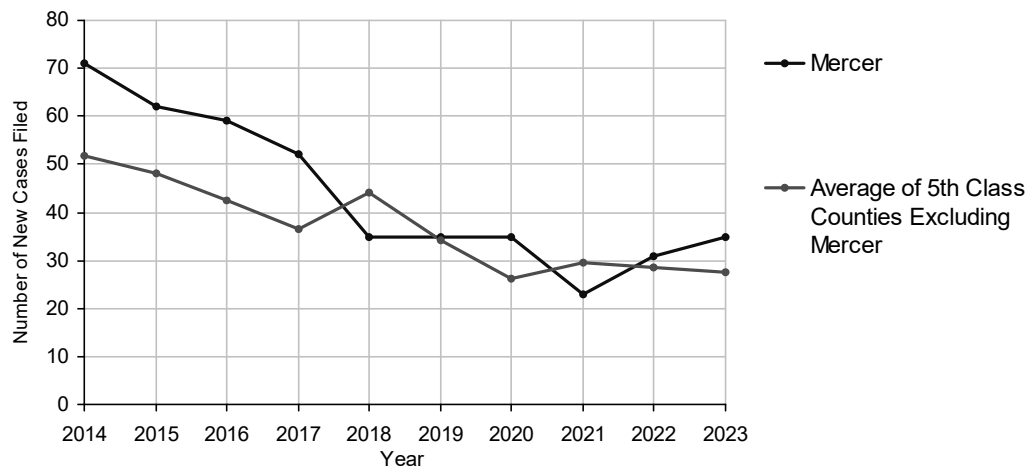
Class of County: 5th

No. of Common Pleas Court Judgeships: 4



2023 Accounts	No. of Cases	
Cases Pending 1/1/2023	17	
New Cases Filed in 2023	35	
Cases Available for Processing	52	
Processed By:		
Contested before a Judge	0	
Contested before a Non-Judicial Officer	1	2.8%
Uncontested	35	97.2%
Other	0	
Cases Processed	36	100.0%
Cases Pending 12/31/2023	16	

Accounts New Cases Filed, 2014-2023

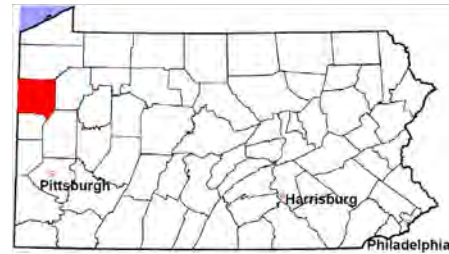


Mercer County

2023 Population estimate: 108,503

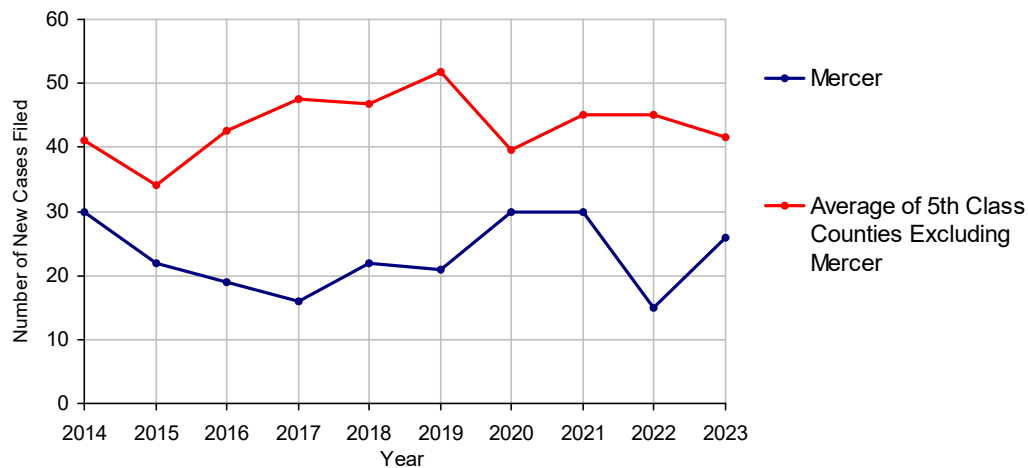
Class of County: 5th

No. of Common Pleas Court Judgeships: 4



2023 Adoptions		No. of Cases	
Cases Pending 1/1/2023		1	
New Cases Filed in 2023		26	
Cases Available for Processing		27	
Processed By:			
Contested before a Judge	Granted	0	
	Denied	0	
Uncontested	Granted	24	100.0%
	Denied	0	
Other		0	
Cases Processed		24	100.0%
Cases Pending 12/31/2023		3	

Adoptions New Cases Filed, 2014-2023

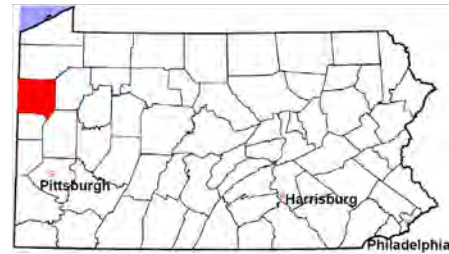


Mercer County

2023 Population estimate: 108,503

Class of County: 5th

No. of Common Pleas Court Judgeships: 4



2023 Relinquishments/Terminations

No. of
Cases

Cases Pending 1/1/2023

6

New Cases Filed in 2023

35

Cases Available for Processing

41

Processed By:

Contested before a Judge

0

Uncontested

17 89.5%

Other

2 10.5%

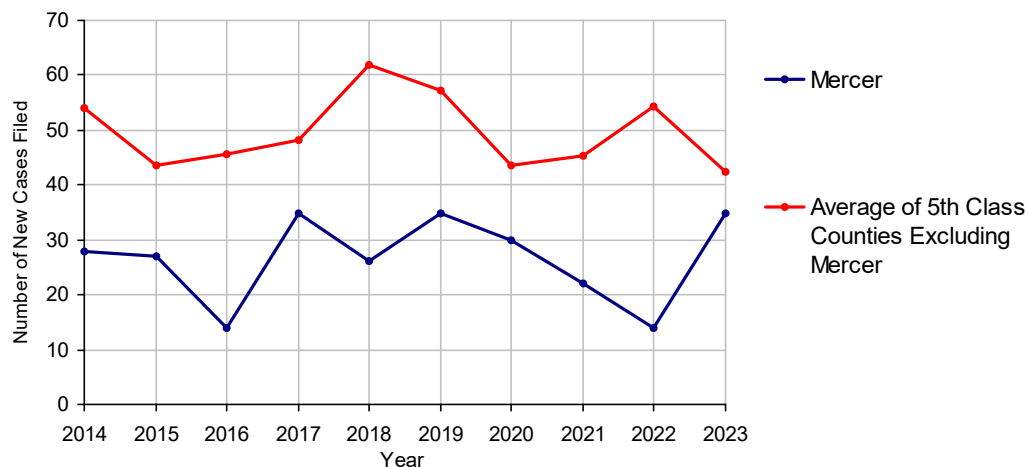
Cases Processed

19 100.0%

Cases Pending 12/31/2023

22

Relinquishments/Terminations New Cases Filed, 2014-2023

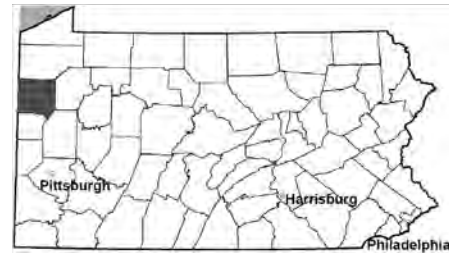


Mercer County

2023 Population estimate: 108,503

Class of County: 5th

No. of Common Pleas Court Judgeships: 4



2023 Appointment of Guardians

**No. of
Cases**

Cases Pending 1/1/2023

12

New Cases Filed in 2023

20

Cases Available for Processing

32

Processed By:

Contested before a Judge

0

Uncontested

13

86.7%

Other

2

13.3%

Cases Processed

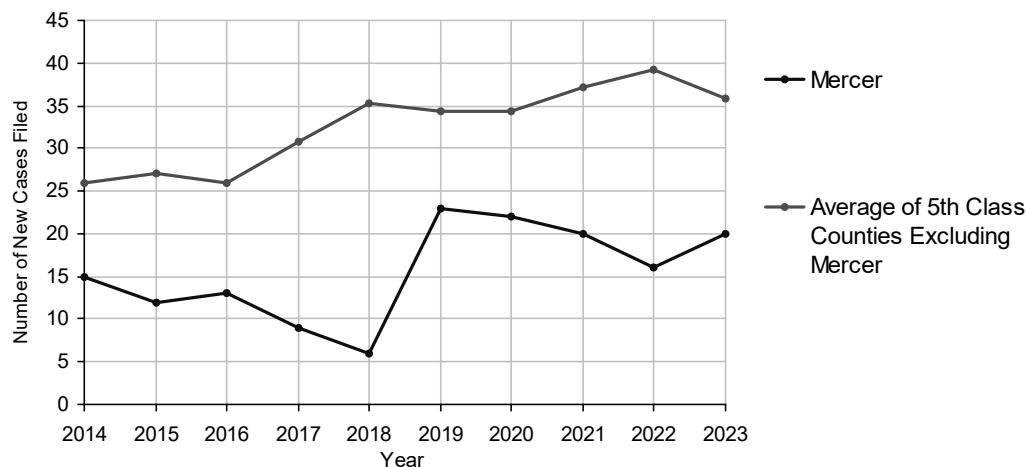
15

100.0%

Cases Pending 12/31/2023

17

Appointment of Guardians New Cases Filed, 2014-2023

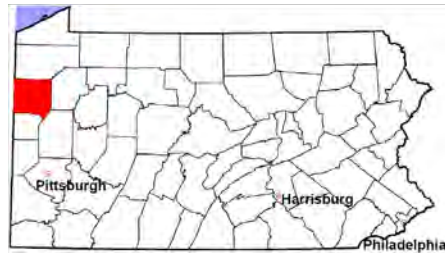


Mercer County

2023 Population estimate: 108,503

Class of County: 5th

No. of Common Pleas Court Judgeships: 4



2023 Jury Yield and Utilization

Jury Yield

Qualification Questionnaires/Summonses Mailed:	7,537	A		
Returned Undeliverable:	399	B	5.3%	Of Qualification Questionnaires/ Summonses Mailed
Not Responded to:	902	C	12.0%	
the Number of Prospective Jurors:				
Disqualified:	1,364	D	18.1%	
Exempted:	980	E	13.0%	
Excused:	765	F	10.1%	
Deferred to New Term:	627	G	8.3%	
Deferred from Previous Term:	364	H	4.8%	
Total Number of Qualified Jurors Available for Service:	2,864	I	38.0%	
$I=A-B-C-D-E-F-G+H$				

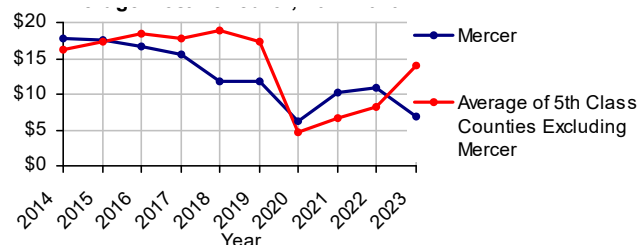
Jury Utilization

the Number of Jurors:				
Reporting for Service:	2,638		92.1%	Of Jurors Qualified and Available
Told Not to Report for Service:	1,184		41.3%	
Sent to Courtroom for Jury Selection (Voir Dire):	1,226		46.5%	Of Jurors Reporting for Service
Impaneled or Sworn (jurors/alternates):	100		3.8%	
Removed for Cause/Hardship:	54			
Removed by Peremptory Challenge:	102			
Number of Jury Trials Started:	7			
Pool Days:	21			
Zero Panel Days:	10		47.6%	(Of Pool Days)

Jury Costs

Total Annual Budget for Juror Operations:	\$52,491.00	J
Average Cost Per Juror:	\$6.96	K
$K = J/A$		

Average Cost Per Juror, 2014-2023

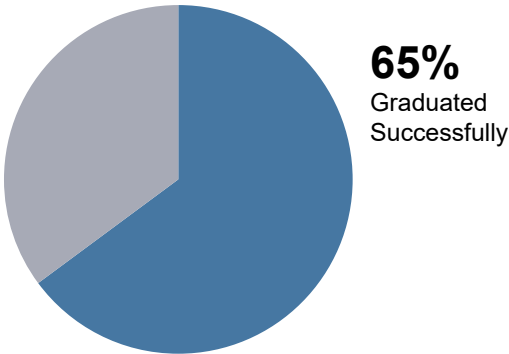


Mercer County

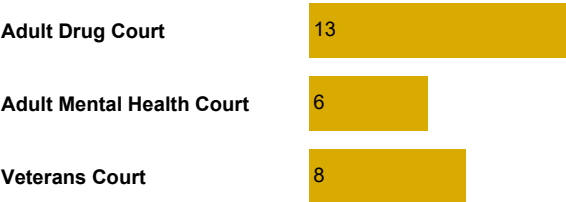
2023 Problem Solving Courts

37 Discharges

Of All Court Participants Discharged:



27 Admissions

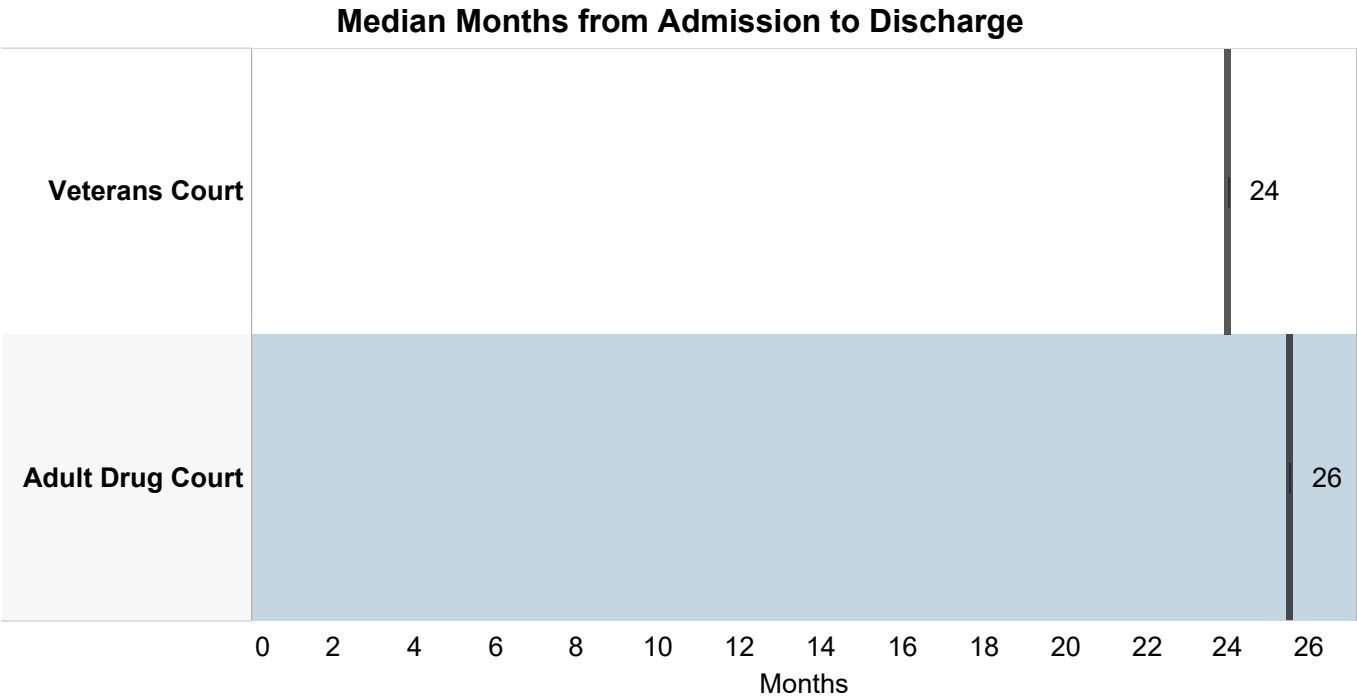


Discharge Reason

	Successfully Completed	Unsuccessful /Non-Compliant	Voluntarily Withdrew	Unsuccessful /Absconded	Other	Total Discharges
Adult Drug Court	13 (59.1%)	7 (31.8%)		2 (9.1%)		22 (100.0%)
Veterans Court	11 (73.3%)	1 (6.7%)	1 (6.7%)		2 (13.3%)	15 (100.0%)

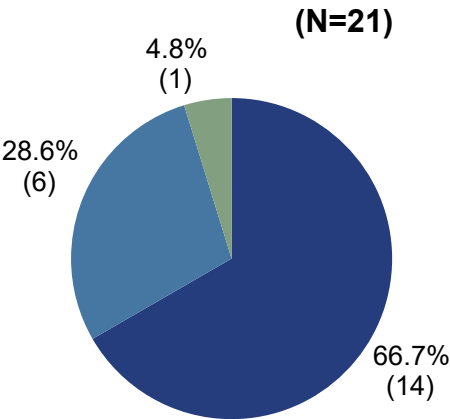
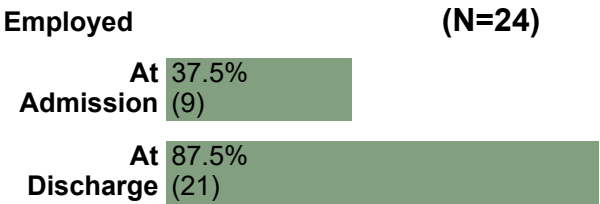
Mercer County

2023 Problem Solving Courts



Among successful graduates, there was a 133% increase in employment.

67% of the employed successful graduates were employed full time:



3% (1) of all participants have improved in education level at discharge.

- Employed Full Time
- Employed Part Time
- Student Full Time

DEPARTMENT OF RESEARCH & STATISTICS

KIM NIEVES, PH.D.

DIRECTOR

ANDREW GINDER, MPA

ASSISTANT DIRECTOR

YAN LIU, M.S.

SENIOR STATISTICAL ANALYST

SASANKA ADIKARI, PH.D

DATA SCIENTIST

AMANDA PEREIRA

RESEARCH ASSISTANT