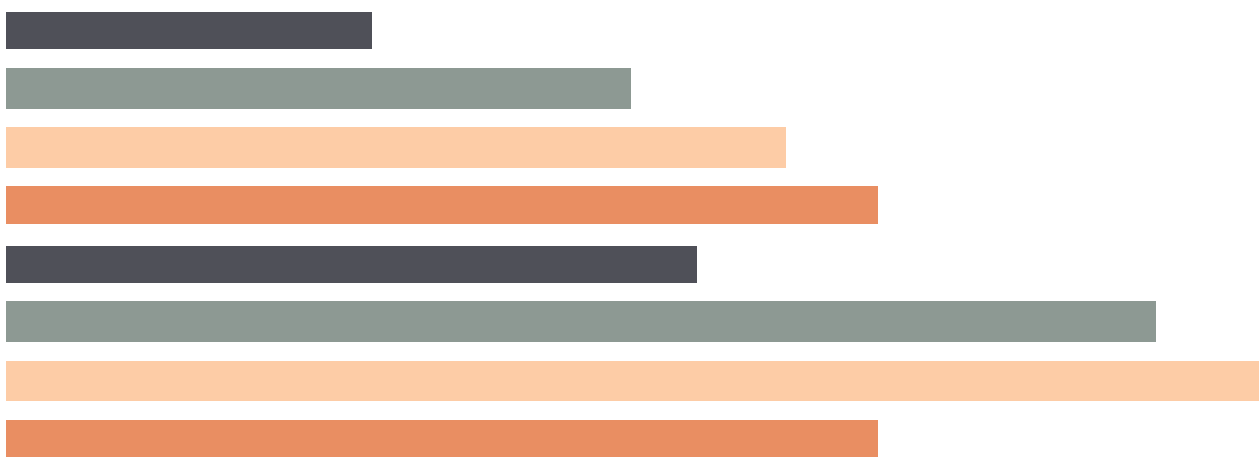
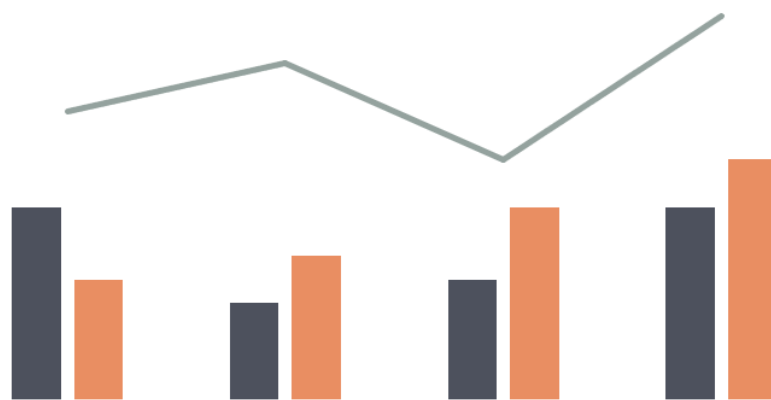
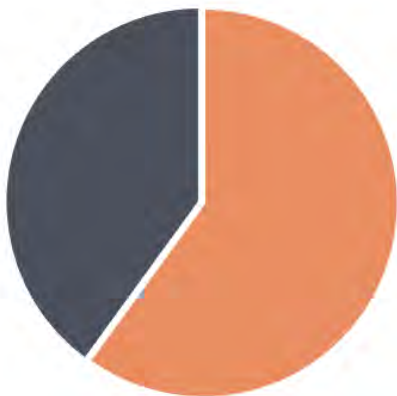


2023 Fayette County


Court of Common Pleas
Caseload Statistics for



We are pleased to provide you with a copy of the 2023 County Caseload Display pages. They can also be viewed on the AOPC webpage at www.pacourts.us in the *News & Statistics* section under *Research & Statistics*.

Should you have any questions or comments, please do not hesitate to contact me at 717.231.3300 .

Sincerely,

A handwritten signature in black ink, appearing to read 'Sasanka', written over a horizontal line.

Sasanka Adikari, Ph.D.
Data Scientist
Department of Research and Statistics

Table of Contents

CPCMS Criminal	Page 1
CPCMS Criminal - New Cases by Case Type.....	Page 2
Civil.....	Page 3
Civil - Docketed Cases Listed by Case Type.....	Page 4
Protection From Abuse	Page 5
Spousal & Child Support and Paternity	Page 6
Custody/Partial Custody/Visitation.....	Page 7
Divorce	Page 8
Juvenile Dependency - Active Dependent Inventory	Page 9
Juvenile Dependency - Adjudicated Dependent Inventory	Page 10
Juvenile Delinquency - Cases Pending Disposition.....	Page 11
Juvenile Delinquency - New Cases by Case Type	Page 12
Juvenile Delinquency - Formal Dispositions	Page 13
Juvenile Delinquency - Informal Dispositions	Page 14
Accounts.....	Page 15
Adoptions.....	Page 16
Relinquishments/Terminations	Page 17
Appointment of Guardians	Page 18
Jury Yield and Utilization	Page 19
Problem Solving Courts.....	Pages 20-21

Fayette County

2023 Population estimate: 123,915

Class of County: 4th

No. of Common Pleas Court Judgeships: 5



2023 Criminal No. of Cases

Cases Pending 1/1/2023	1,160
New Cases Filed in 2023	2,492
Reopened Cases	262
Cases Available for Processing	3,914

Processed by:

Withdrawn/Dismissed	272	11.1%
Diversionsary Disposition*	338	13.8%
Guilty Plea	1,602	65.2%
Non-Jury Trial	7	0.3%
Jury Trial	38	1.5%
Inactive	196	8.0%
Other	5	0.2%
Total Cases Processed	2,458	100.0%

Cases Pending 12/31/2023 **1,456**

Cases Awaiting Sentencing 16

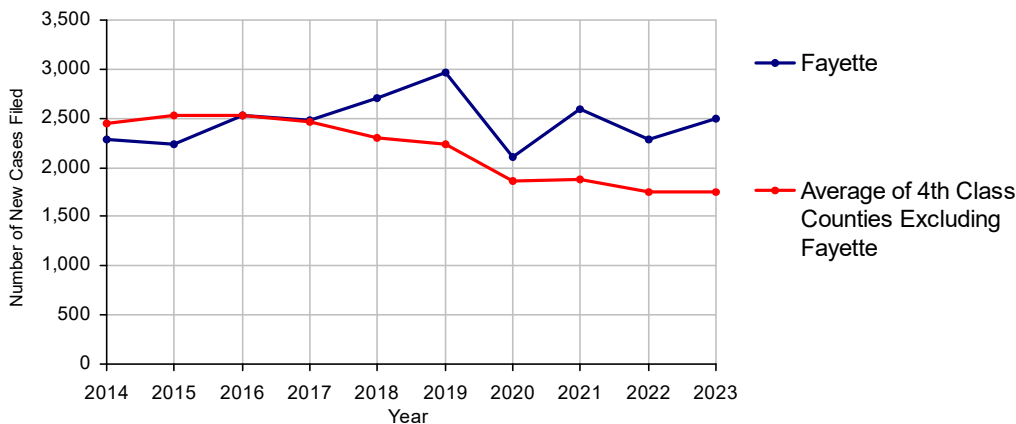
Data provided by CPCMS

* Includes other diversionsary programs such as Veterans Court.

Age of Pending Cases as of 12/31/2023

0-60 Days	412	28.3%
61-120 Days	271	18.6%
121-180 Days	202	13.9%
181-240 Days	224	15.4%
241-300 Days	125	8.6%
301-360 Days	90	6.2%
Over 360 Days	132	9.1%
Total	1,456	100.0%

Criminal New Cases, 2014-2023



Fayette County

2023 Population: 123,915
Class of County: 4th
No. of Common Pleas Judgeships: 5

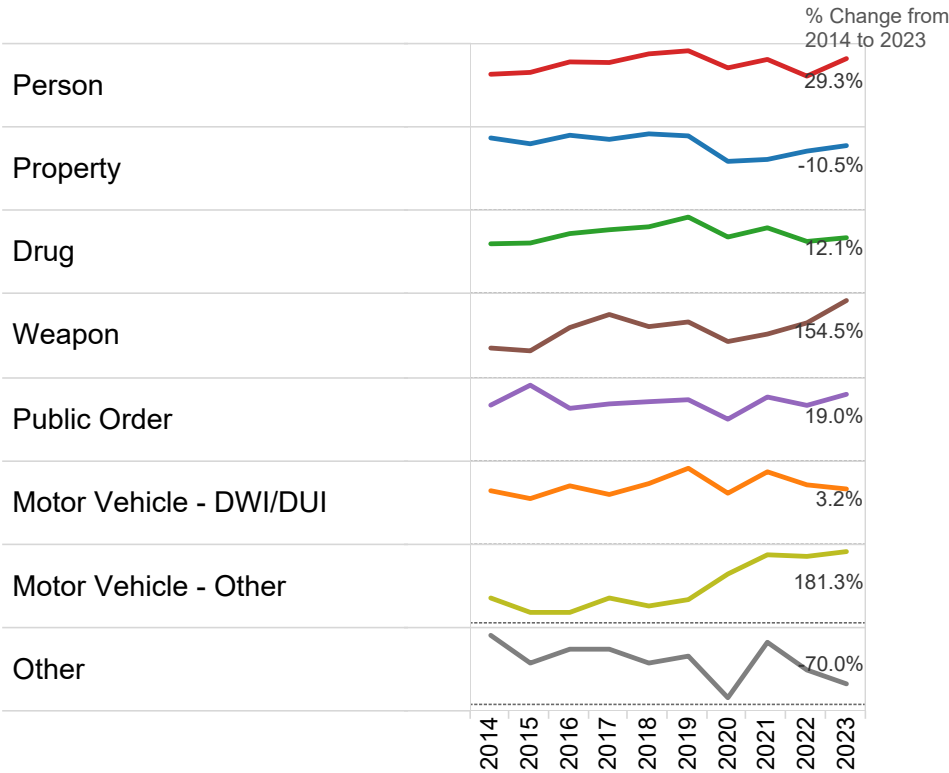


2023 Criminal - New Cases by Offense Type

Case Type	Felony	Misdemeanor	Summary	Total	
Person	178	157	0	335	13.4%
Property	330	274	0	604	24.2%
Drug	137	436	0	573	23.0%
Weapon	60	24	0	84	3.4%
Public Order	106	169	0	275	11.0%
Motor Vehicle - DWI/DUI	31	542	0	573	23.0%
Motor Vehicle - Other	1	44	0	45	1.8%
Other	2	1	0	3	0.1%
Total	845	1,647	0	2,492	100.0%
	33.9%	66.1%	0.0%	100.0%	

Data provided by CPCMS

Criminal New Cases by Offense Type, 2014-2023



Fayette County

2023 Population estimate: 123,915

Class of County: 4th

No. of Common Pleas Court Judgeships: 5

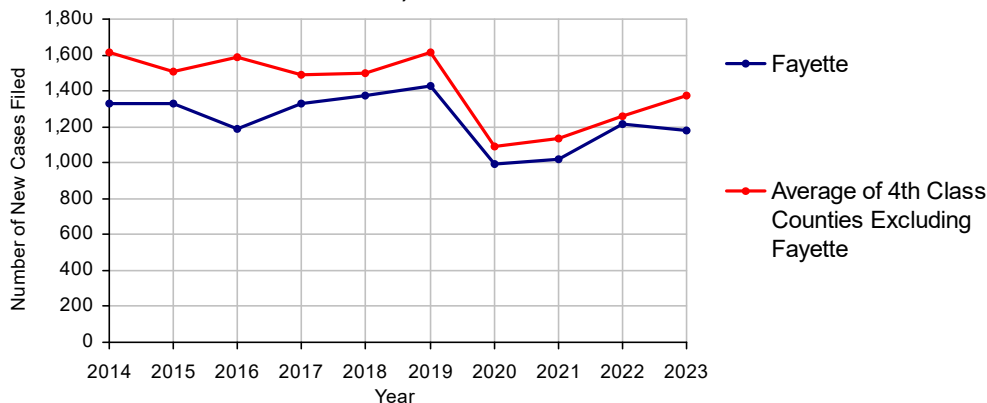


2023 Civil	Civil Action	Other	Total
Cases Pending 1/1/2023	919	661	1,580
Docketed Cases	728	452	1,180
Arbitration Appeals	9	4	13
Transferred In	0	0	0
Returned to Active	94	52	146
Cases Available for Processing	1,750	1,169	2,919
Processed By:			
Default Judgments	287	123	410
Cases Decided by Arbitration Board	34	2	36
Dispositive Motions	52	117	169
Settlements	102	27	129
Moved to Inactive Status	3	11	14
Transferred/Withdrawn	1	3	4
Dismissed/Discontinued	351	178	529
Administrative Purge	65	25	90
Other	0	0	0
Jury Trial	3	0	3
Non-Jury Trial	3	0	3
Total Cases Processed	901	486	1,387
Cases Pending 12/31/2023	849	683	1,532

Age of Pending Cases as of 12/31/2023 (Civil Action Only)

0-6 months	321	37.8%
7-12 months	128	15.1%
13-18 months	126	14.8%
19-24 months	75	8.8%
25-30 months	69	8.1%
31-36 months	35	4.1%
37-42 months	30	3.5%
43-48 months	15	1.8%
49-54 months	17	2.0%
55-60 months	14	1.6%
61-66 months	10	1.2%
67-72 months	2	0.2%
Over 72 months	7	0.8%
Total	849	100.0%

Docketed Cases, 2014-2023



Fayette County

2023 Population estimate: 123,915

Class of County: 4th

No. of Common Pleas Court Judgeships: 5



2023 Civil - Docketed Cases Listed by Case Type

TORT 143 12.1%

(does not include mass tort)

Intentional	10
Malicious Prosecution	0
Motor Vehicle	60
Nuisance	0
Premise Liability	29
Product Liability	2
Slander/Libel/Defamation	2
Other	40

MASS TORT 0

Asbestos	0
Tobacco	0
Toxic Tort - DES	0
Toxic Tort - Implant	0
Toxic Waste	0
Other	0

PROFESSIONAL LIABILITY 9 0.8%

Dental	0
Legal	0
Medical Malpractice	7
Other	2

CONTRACT 526 44.6%

(does not include judgments)

Buyer Plaintiff	8
Debt Collection: Credit Card	315
Debt Collection: Other	164
Employment Dispute: Discrimination	2
Employment Dispute: Other	3
Other	34

Of the Docketed Cases:

Pro Se Filings:	14	1.2%	Class Action Suits:	1	0.1%	MDJ Appeals:	77	6.5%
-----------------	----	------	---------------------	---	------	--------------	----	------

*Civil Other

REAL PROPERTY 326 27.6%

Ejectment*	32
Eminent Domain/Condemnation*	14
Ground Rent	0
Landlord/Tenant Dispute	50
Mortgage Foreclosure:	
Residential*	162
Commercial*	3
Partition of Real Property*	8
Quiet Title*	36
Other*	21

CIVIL APPEALS 98 8.3%

- Administrative Agencies

Board of Assessment*	11
Board of Elections*	3
Dept. of Transportation*	70
Zoning Board*	4
Statutory Appeal - Other*	3
Other*	7

MISCELLANEOUS 78 6.6%

Common Law/	
Statutory Arbitration*	0
Declaratory Judgment*	1
Mandamus*	0
Non-Domestic Relations	
Restraining Order*	16
Quo Warranto*	0
Replevin*	20
Other*	41

TOTAL DOCKETED CASES: 1,180 100.0%

Fayette County

2023 Population estimate: 123,915

Class of County: 4th

No. of Common Pleas Court Judgeships: 5



2023 Protection From Abuse

**No. of
Petitions**

Cases Pending 1/1/2023

49

New Cases Filed in 2023

662

Of these, Petitions Requesting Temporary Orders: 662 (100.0%)

Temporary Orders DENIED: 112 (16.9%), Temporary Orders GRANTED: 550 (83.1%)

Cases Available for Processing

711

Processed By:

Temporary Order DENIED After Ex Parte Hearing and No Evidentiary Hearing Scheduled	46	7.1%
--	----	------

Temporary Order DISMISSED After Evidentiary Hearing and No Final Order Entered	0	
--	---	--

Final Order DENIED After Evidentiary Hearing Before a Judge or a Judicial Officer	41	6.3%
---	----	------

Final Order GRANTED After Evidentiary Hearing Before a Judge or a Judicial Officer	90	13.8%
--	----	-------

Plaintiff Did Not Appear For Evidentiary Hearing	164	25.2%
--	-----	-------

Final Order by STIPULATION OR AGREEMENT Between the Parties	156	24.0%
---	-----	-------

Petition WITHDRAWN by Plaintiff	154	23.7%
---------------------------------	-----	-------

TRANSFERRED to Another Jurisdiction	0	
-------------------------------------	---	--

Other	0	
-------	---	--

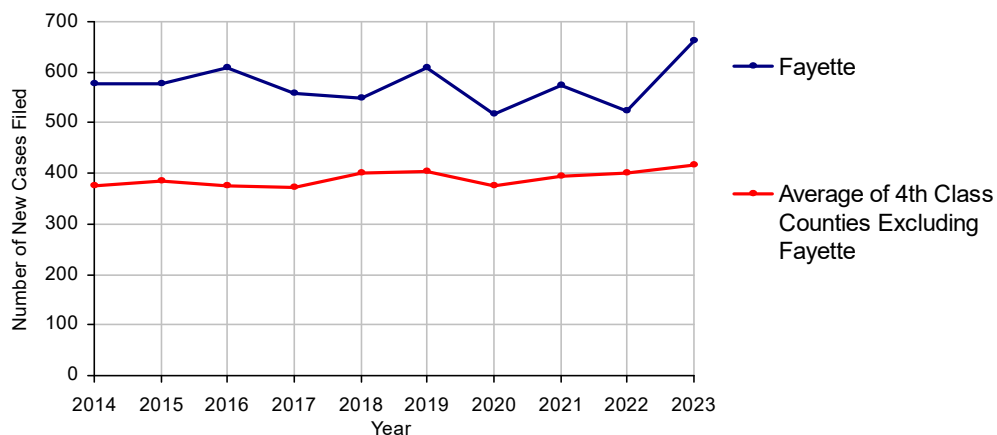
Cases Processed

651 100.0%

Cases Pending 12/31/2023

60

PFA New Cases Filed, 2014-2023



Fayette County

2023 Population estimate: 123,915

Class of County: 4th

No. of Common Pleas Court Judgeships: 5



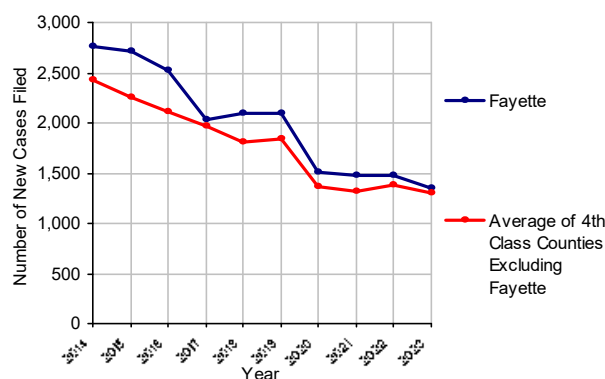
2023 Spousal & Child Support	No. of Petitions
Cases Pending 1/1/2023	210
New Cases Filed in 2023	1,344
Dockets Transferred In (+)	11
Dockets Transferred Out (-)	9
Cases Available for Processing	1,556
Processed By:	
Judge	60 4.4%
Intake Officer	1,302 95.6%
Hearing Officer	0
Other	0
Cases Processed	1,362 100.0%
Cases Pending 12/31/2023	194

Data provided by PACSES

2023 Paternity	No. of Cases
Acknowledgements Filed:	
Non-Domestic Relations Section	115 81.6%
During Conference	20 14.2%
Non-Stipulated (post genetic test)	0
Pre-Trial Conference	6 4.3%
Total	141 100.0%
Established:	
Stipulated by Genetic Tests	24 38.1%
Default - Father Failed to Appear	0
Adjudication by Court Proceeding	0
Out of State	39 61.9%
Total	63 100.0%
Cases Pending 12/31/2023	65

Data provided by PACSES

Spousal & Child Support New Cases, 2014-2023



DEFINITIONS:

ACKNOWLEDGEMENTS FILED:

NON-DOMESTIC RELATIONS SECTION: The voluntary Acknowledgement of Paternity by the alleged father.

DURING CONFERENCE: The alleged father signed the Acknowledgement of Paternity-Waiver of Trial (PE-010) at the initial child support conference.

NON-STIPULATED (POST GENETIC TEST): The alleged father signed the Acknowledgement of Paternity-Waiver of Trial after genetic tests were conducted and resulted in the alleged father being determined to be the biological father.

PRE-TRIAL CONFERENCE: The alleged father signed the Acknowledgement of Paternity-Waiver of Trial at the pre-trial conference.

ESTABLISHED:

STIPULATED BY GENETIC TESTS: The alleged father requested genetic tests and signed a stipulation that if the test results had a 99% or higher probability of paternity then the alleged father would be stipulated as the biological father of the child.

DEFAULT - FATHER FAILED TO APPEAR: The alleged father failed to appear after being served for either a support conference, hearing, or genetic test and a default paternity order was entered by the court.

ADJUDICATION BY COURT PROCEEDING: The alleged father was determined to be the biological father of the child through a court proceeding.

OUT OF STATE: Paternity was established in another state, "Out of state only".

Fayette County

2023 Population Estimate: 123,915

Class of County: 4th

No. of Common Pleas Court Judgeships: 5



2023 Custody/Partial Custody/Visitation

No. of
Petitions

Cases Pending 1/1/2023

182

New Cases Filed in 2023

208

Cases Available for Processing

390

Processed By:

Judge

13

6.7%

Non-Judicial Officer

125

64.1%

Administrative Review/Purge

0

Other

57

29.2%

Cases Processed

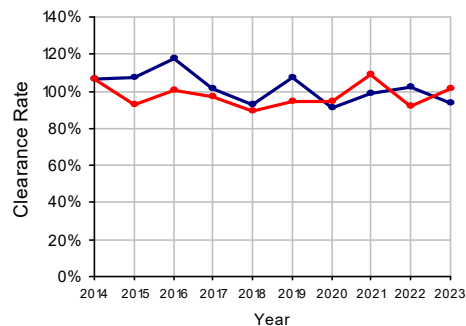
195

100.0%

Cases Pending 12/31/2023

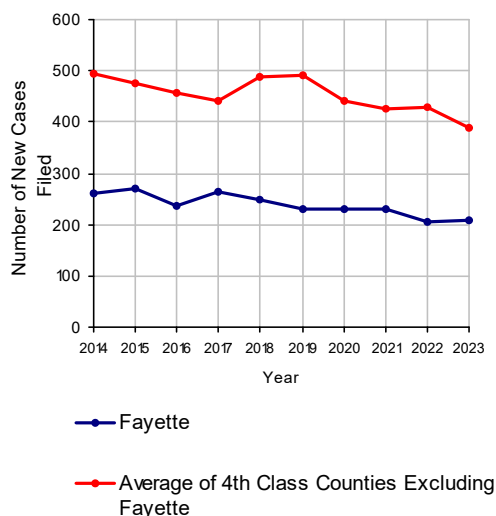
195

Clearance Rate, 2014-2023

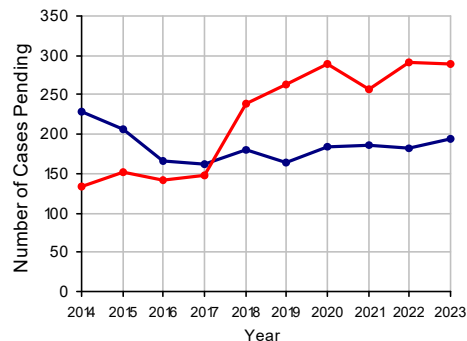


Note: Clearance Rate = Cases Processed / New Cases Filed

Custody/Partial Custody/Visitation New Cases Filed, 2014-2023



Cases Pending at the End of Year, 2014-2023

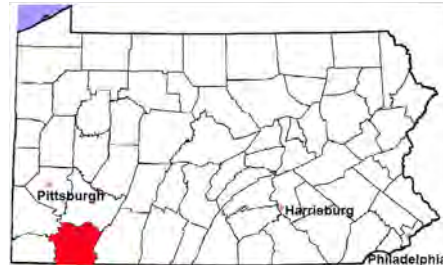


Fayette County

2023 Population estimate: 123,915

Class of County: 4th

No. of Common Pleas Court Judgeships: 5



2023 Divorce

No. of Petitions

Cases Pending 1/1/2023

472

New Cases Filed in 2023

346

Cases Available for Processing

818

Processed By:

Contested Before a Judge

3

0.8%

Contested Before a Non-Judicial Officer

0

Uncontested

304

85.2%

Administrative Review/Purge

43

12.0%

Other

7

2.0%

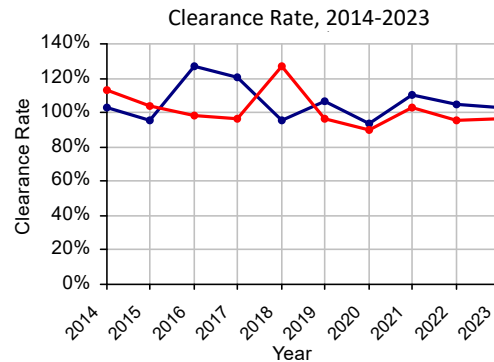
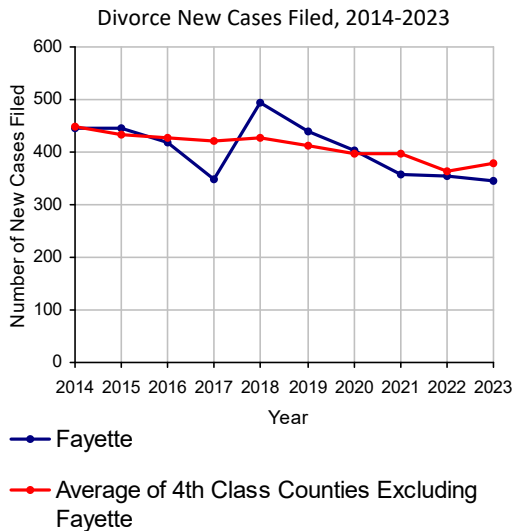
Cases Processed

357

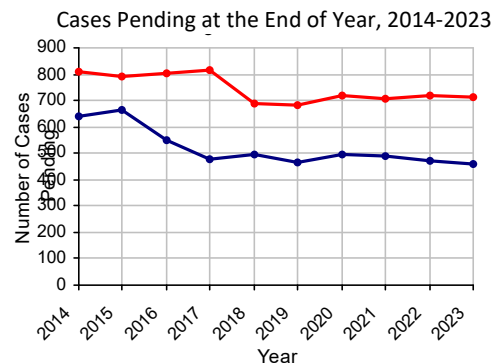
100.0%

Cases Pending 12/31/2023

461



Note: Clearance Rate = Cases Processed / New Cases Filed



Fayette County

2023 Population estimate: 123,915

Class of County: 4th

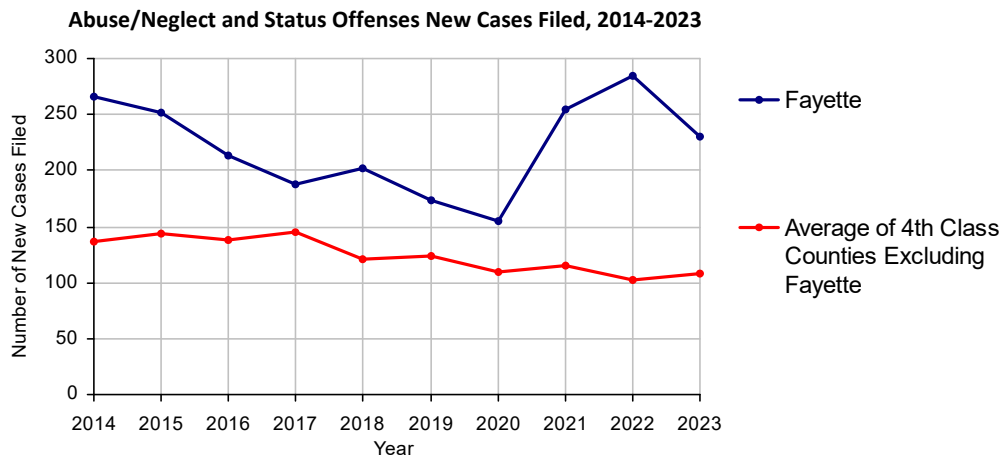
No. of Common Pleas Court Judgeships: 5



2023 Juvenile Dependency - Petitions Pending Adjudication

	Abuse/ Neglect	Status Offenses	Total
Cases Pending 1/1/2023	62	5	67
New Petitions Filed in 2023	225	5	230
Other	150	3	153
Total Petitions Available for Processing	437	13	450
Processed by:			
Adjudicated Dependent			
Judge	227	4	231
Juvenile Court Hearing Officer	0	0	0
Adjudicated NOT Dependent			
Judge	52	0	52
Juvenile Court Hearing Officer	0	0	0
Withdrawn/Dismissed/Inactive	14	0	14
Other	52	6	58
Total Petitions Processed	345	10	355
Cases Pending 12/31/2023	92	3	95

Data provided by CPCMS

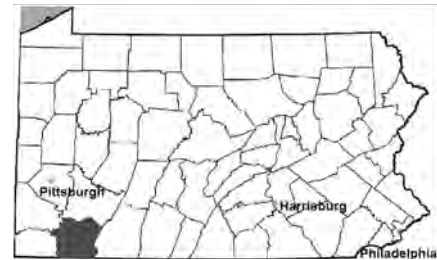


Fayette County

2023 Population estimate: 123,915

Class of County: 4th

No. of Common Pleas Court Judgeships: 5



2023 Juvenile Dependency - Adjudicated Dependent Inventory

	Abuse/ Neglect	Status Offenses	Total
Cases Pending 1/1/2023	247	11	258
New Adjudicated Dependent Cases	227	4	231
Other	4	1	5
Total Adjudicated Dependent Cases	478	16	494

Court Supervision Terminated:

Family Reunification	59	25.9%	2	16.7%	61	25.4%
Adoption	24	10.5%	0		24	10.0%
Placement with a Relative/Guardian	82	36.0%	6	50.0%	88	36.7%
Aged Out	3	1.3%	1	8.3%	4	1.7%
Other Permanency Outcomes*	1	0.4%	0		1	0.4%
Other**	59	25.9%	3	25.0%	62	25.8%

Total Adjudicated Dependent Cases Terminated	228	100.0%	12	100.0%	240	100.0%
---	------------	---------------	-----------	---------------	------------	---------------

Cases Pending 12/31/2023	250		4		254	
---------------------------------	------------	--	----------	--	------------	--

Data provided by CPCMS

* Other Permanency Outcomes include: adjudicated delinquent, death due to natural causes, emancipation, permanent living arrangement, and parent has come forward.

** Other includes cases where court supervision is terminated due to transfer out of jurisdiction, withdrawal and administrative closure.

Fayette County

2023 Population estimate: 123,915

Class of County: 4th

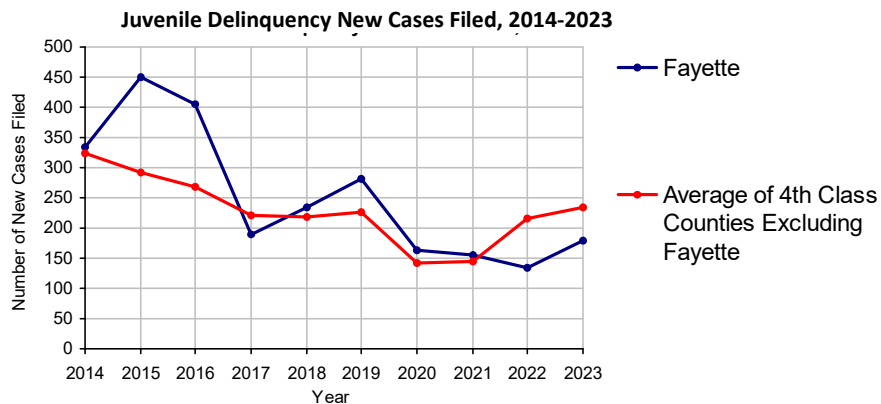
No. of Common Pleas Court Judgeships: 5



2023 Juvenile Delinquency - Cases Pending Disposition

Begin Pending	48
New Cases	178
Consent Decree Revoked	3
Informal Adjustment Program Revoked	0
Alternative Program Revoked	0
Warrant Returned	0
Other	13
Total Cases Available for Disposition	242
Warrant Issued	1
Disposed by:	
Adjudicated Delinquent by a Judge	43
Adjudicated Delinquent by a Juvenile Court Hearing Officer	0
Consent Decree Entered	21
Informal Adjustment Program Entered	72
Warned and Counseled (Pre-Petition)	1
Dismissed/Withdrawn/Transferred	41
Transferred to Criminal Court	0
Other	0
Total Cases Disposed	178
End Pending	63

Data provided by CPCMS



Fayette County

2023 Population: 123,915
Class of County: 4th
No. of Common Pleas Judgeships: 5

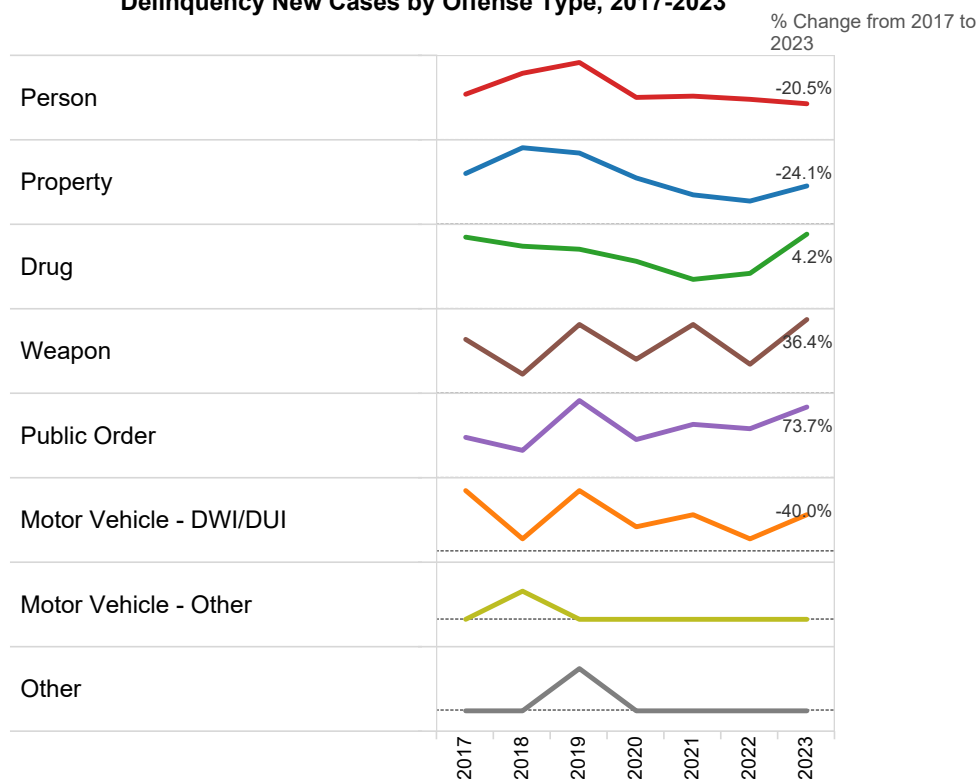


2023 Delinquency - New Cases by Offense Type

Case Type	Felony	Misdemeanor	Summary	Total	
Person	19	39	0	58	32.6%
Property	28	16	0	44	24.7%
Drug	2	23	0	25	14.0%
Weapon	5	10	0	15	8.4%
Public Order	4	29	0	33	18.5%
Motor Vehicle - DWI/DUI	0	3	0	3	1.7%
Motor Vehicle - Other	0	0	0	0	0.0%
Other	0	0	0	0	0.0%
Total	58	120	0	178	100.0%
	32.6%	67.4%	0.0%	100.0%	

Data provided by CPCMS

Delinquency New Cases by Offense Type, 2017-2023



Fayette County

2023 Population estimate: 123,915

Class of County: 4th

No. of Common Pleas Court Judgeships: 5



2023 Juvenile Delinquency - Formal Dispositions

Begin Pending	67
Adjudicated Delinquent by a Judge	43
Adjudicated Delinquent by a Juvenile Court Hearing Officer	0
Warrant Returned	3
Other	0
Total Adjudicated Delinquent Cases	113
Warrant Issued	4
Court Supervision Terminated:	
Conditions Satisfied	24
Compelling Reasons	14
Reached Age 21	0
Transferred to Another Juvenile Court	0
Other	0
Total Adjudicated Delinquent Cases Terminated	38
End Pending	71

(R) - Revised

Data provided by CPCMS

Fayette County

2023 Population estimate: 123,915

Class of County: 4th

No. of Common Pleas Court Judgeships: 5



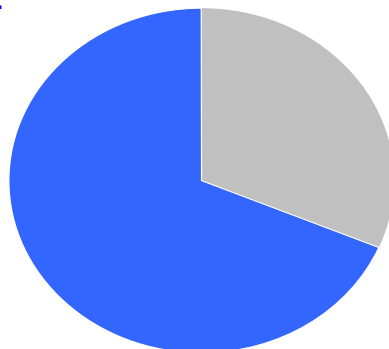
2023 Juvenile Delinquency - Informal Dispositions

Pending Consent Decrees	18
Pending Informal Adjustments	51
New Consent Decrees	21
New Informal Adjustments	72
Warrant Returned	0
Other	1
Cases Informally Disposed	163
Warrant Issued	0
Terminated by:	
Consent Decree Completed	14
Informal Adjustment Completed	52
Consent Decree Revoked	3
Informal Adjustment Program Revoked	0
Other	2
Total Informally Disposed Cases Terminated	71
End Pending	92

(R) - Revised

Data provided by CPCMS

Informal
Dispositions: **69%**



Delinquency Cases are disposed either formally, at a proceeding held before a judge or hearing officer, or informally without a proceeding. Informal dispositions include informal adjustments supervised by a juvenile probation officer; consent decrees agreed upon with the District Attorney after a petition is filed; or other pre-petition process by the juvenile probation department.

Fayette County

2023 Population estimate: 123,915

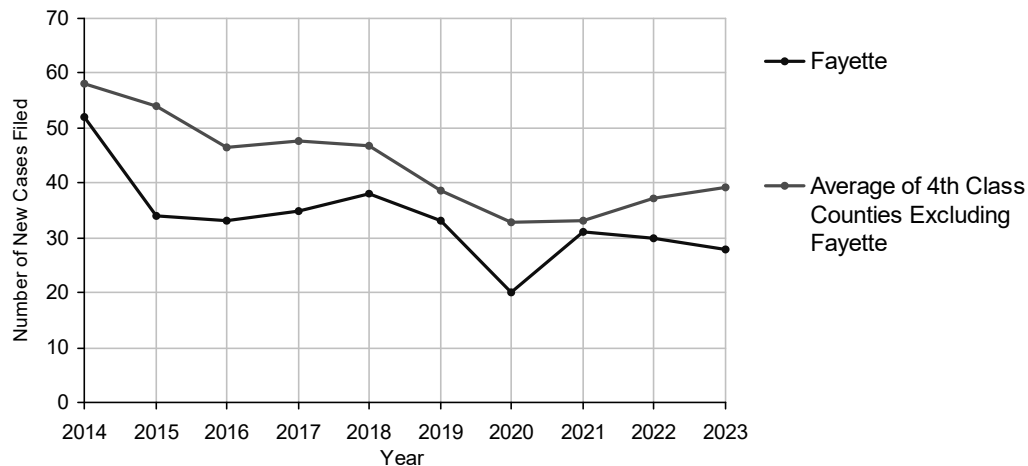
Class of County: 4th

No. of Common Pleas Court Judgeships: 5



2023 Accounts	No. of Cases	
Cases Pending 1/1/2023	3	
New Cases Filed in 2023	28	
Cases Available for Processing	31	
Processed By:		
Contested before a Judge	0	
Contested before a Non-Judicial Officer	0	
Uncontested	23	100.0%
Other	0	
Cases Processed	23	100.0%
Cases Pending 12/31/2023	8	

Accounts New Cases Filed, 2014-2023



Fayette County

2023 Population estimate: 123,915

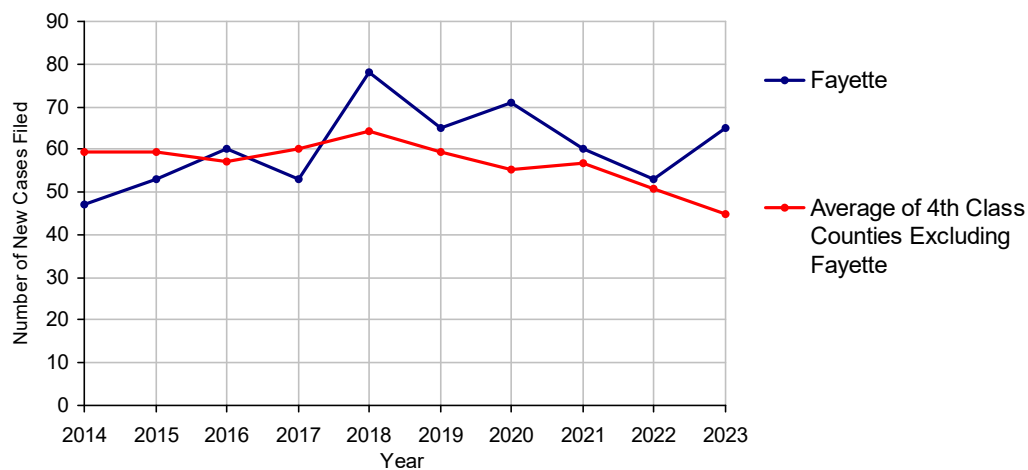
Class of County: 4th

No. of Common Pleas Court Judgeships: 5



2023 Adoptions		No. of Cases	
Cases Pending 1/1/2023		3	
New Cases Filed in 2023		65	
Cases Available for Processing		68	
Processed By:			
Contested before a Judge	Granted	0	
	Denied	0	
Uncontested	Granted	59	100.0%
	Denied	0	
Other		0	
Cases Processed		59	100.0%
Cases Pending 12/31/2023		9	

Adoptions New Cases Filed, 2014-2023



Fayette County

2023 Population estimate: 123,915

Class of County: 4th

No. of Common Pleas Court Judgeships: 5



2023 Relinquishments/Terminations

**No. of
Cases**

Cases Pending 1/1/2023

18

New Cases Filed in 2023

77

Cases Available for Processing

95

Processed By:

Contested before a Judge

0

Uncontested

40

81.6%

Other

9

18.4%

Cases Processed

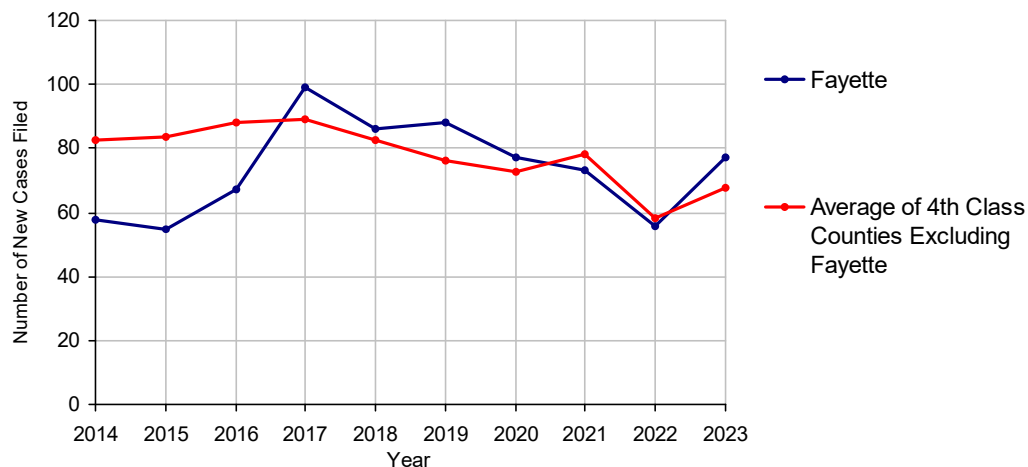
49

100.0%

Cases Pending 12/31/2023

46

Relinquishments/Terminations New Cases Filed, 2014-2023



Fayette County

2023 Population estimate: 123,915

Class of County: 4th

No. of Common Pleas Court Judgeships: 5



2023 Appointment of Guardians

**No. of
Cases**

Cases Pending 1/1/2023

6

New Cases Filed in 2023

32

Cases Available for Processing

38

Processed By:

Contested before a Judge

0

Uncontested

28

100.0%

Other

0

Cases Processed

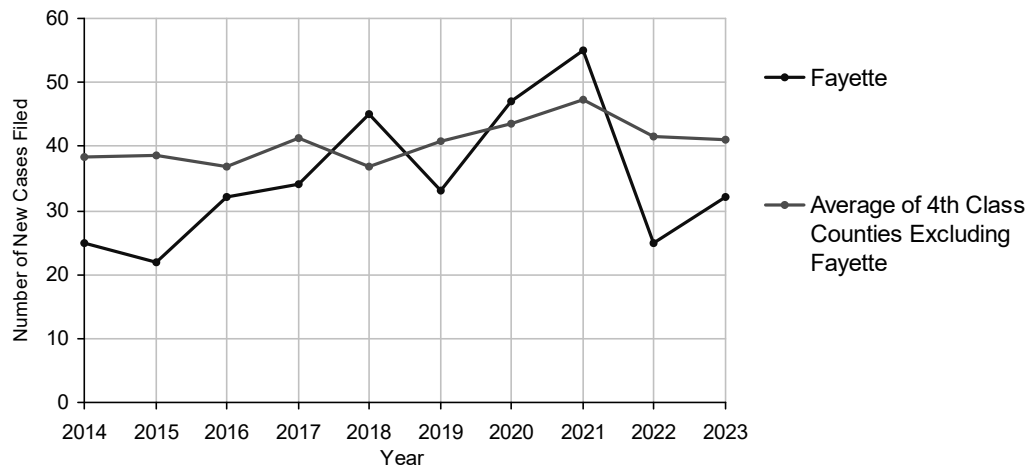
28

100.0%

Cases Pending 12/31/2023

10

Appointment of Guardians New Cases Filed, 2014-2023



Fayette County

2023 Population estimate: 123,915

Class of County: 4th

No. of Common Pleas Court Judgeships: 5



2023 Jury Yield and Utilization

Jury Yield

Qualification Questionnaires/Summonses Mailed:	10,400	A		
Returned Undeliverable:	1,055	B	10.1%	Of Qualification Questionnaires/ Summonses Mailed
Not Responded to:	1,717	C	16.5%	
the Number of Prospective Jurors:				
Disqualified:	811	D	7.8%	
Exempted:	2,574	E	24.8%	
Excused:	1,261	F	12.1%	
Deferred to New Term:	556	G	5.3%	
Deferred from Previous Term:	60	H	0.6%	
Total Number of Qualified Jurors Available for Service:	2,486	I	23.9%	
$I=A-B-C-D-E-F-G+H$				

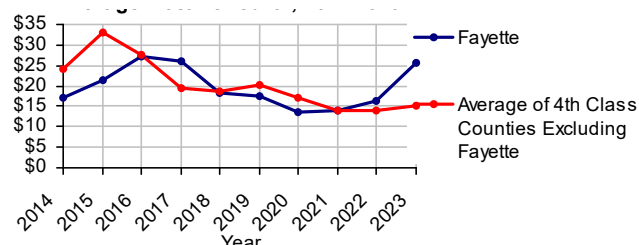
Jury Utilization

the Number of Jurors:				
Reporting for Service:	3,233	130.0%	Of Jurors Qualified and Available	
Told Not to Report for Service:	2,659	107.0%		
Sent to Courtroom for Jury Selection (Voir Dire):	1,898	58.7%	Of Jurors Reporting for Service	
Impaneled or Sworn (jurors/alternates):	680	21.0%		
Removed for Cause/Hardship:	77			
Removed by Peremptory Challenge:	667			
Number of Jury Trials Started:	47			
Pool Days:	31			
Zero Panel Days	8	25.8%	(Of Pool Days)	

Jury Costs

Total Annual Budget for Juror Operations:	\$266,575.00	J
Average Cost Per Juror:	\$25.63	K
$K = J/A$		

Average Cost Per Juror, 2014-2023

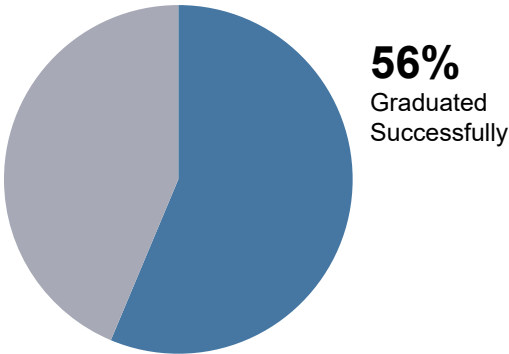


Fayette County


2023 Problem Solving Courts

87 Discharges

Of All Court Participants Discharged:



51 Admissions

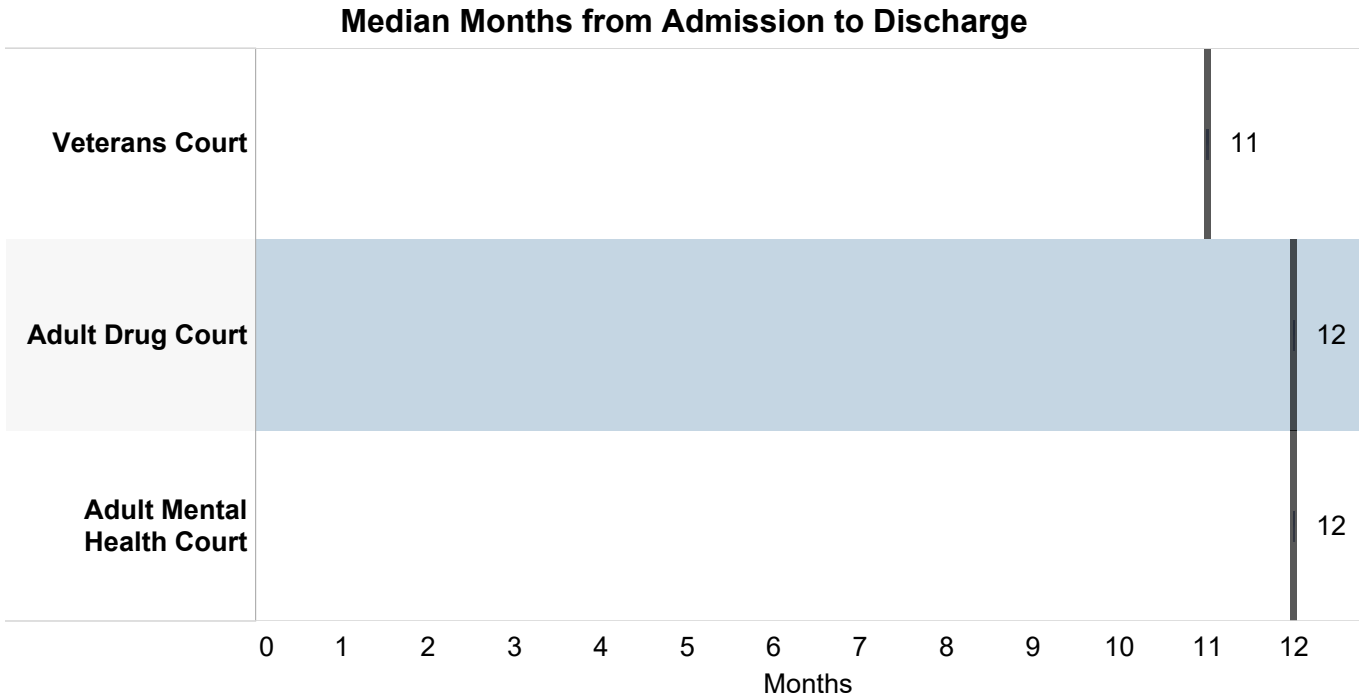


Discharge Reason

	Successfully Completed	Unsuccessful/New Offense	Unsuccessful /Non-Compliant	Voluntarily Withdrew	Unsuccessful /Absconded	Other	Total Discharges
Adult Drug Court	26 (46.4%)	5 (8.9%)	5 (8.9%)	1 (1.8%)	11 (19.6%)	8 (14.3%)	56 (100.0%)
Adult Mental Health Court	20 (83.3%)	1 (4.2%)			1 (4.2%)	2 (8.3%)	24 (100.0%)
Veterans Court	3 (42.9%)			1 (14.3%)	1 (14.3%)	2 (28.6%)	7 (100.0%)

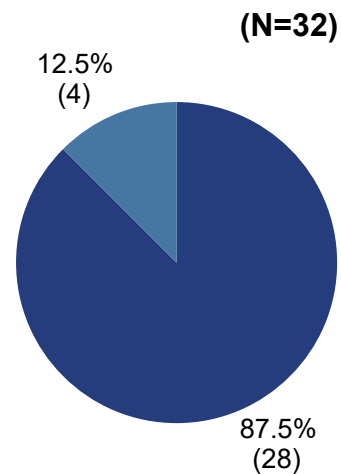

Fayette County

2023 Problem Solving Courts



Among successful graduates, there was a 52% increase in employment.

88% of the employed successful graduates were employed full time:



10% (9) of all participants have improved in education level at discharge.

■ Employed Full Time
■ Employed Part Time

DEPARTMENT OF RESEARCH & STATISTICS

KIM NIEVES, PH.D.

DIRECTOR

ANDREW GINDER, MPA

ASSISTANT DIRECTOR

YAN LIU, M.S.

SENIOR STATISTICAL ANALYST

SASANKA ADIKARI, PH.D

DATA SCIENTIST

AMANDA PEREIRA

RESEARCH ASSISTANT