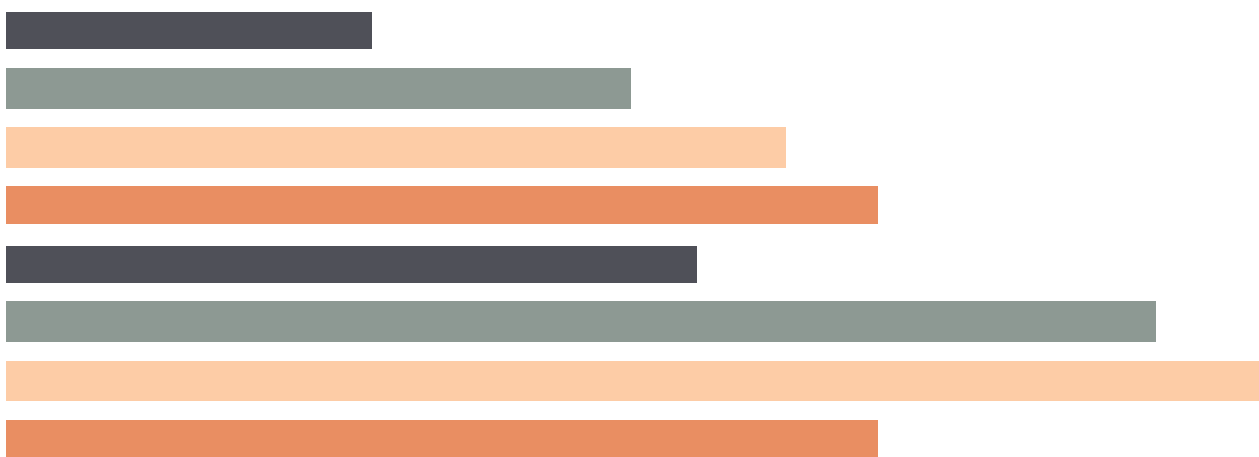
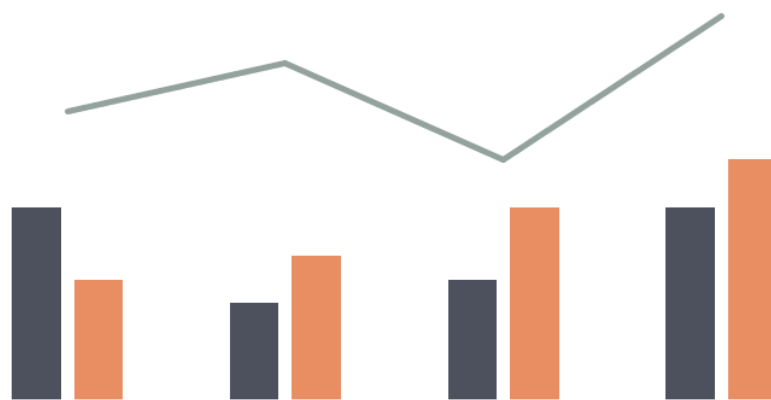
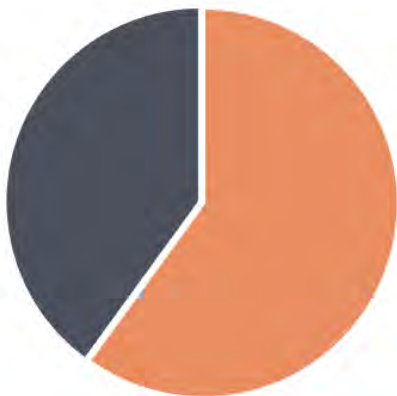


2023 Franklin County


Court of Common Pleas
Caseload Statistics for



We are pleased to provide you with a copy of the 2023 County Caseload Display pages. They can also be viewed on the AOPC webpage at www.pacourts.us in the *News & Statistics* section under *Research & Statistics*.

Should you have any questions or comments, please do not hesitate to contact me at 717.231.3300 .

Sincerely,

A handwritten signature in black ink, appearing to read "Sasanka", written over a horizontal line.

Sasanka Adikari, Ph.D.
Data Scientist
Department of Research and Statistics

Table of Contents

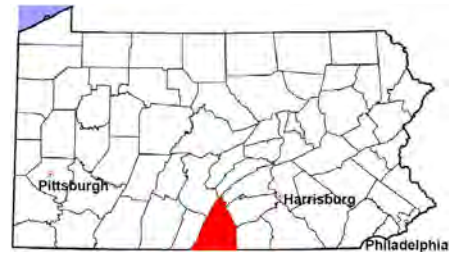
CPCMS Criminal	Page 1
CPCMS Criminal - New Cases by Case Type.....	Page 2
Civil.....	Page 3
Civil - Docketed Cases Listed by Case Type.....	Page 4
Protection From Abuse	Page 5
Spousal & Child Support and Paternity	Page 6
Custody/Partial Custody/Visitation.....	Page 7
Divorce	Page 8
Juvenile Dependency - Active Dependent Inventory	Page 9
Juvenile Dependency - Adjudicated Dependent Inventory	Page 10
Juvenile Delinquency - Cases Pending Disposition.....	Page 11
Juvenile Delinquency - New Cases by Case Type	Page 12
Juvenile Delinquency - Formal Dispositions	Page 13
Juvenile Delinquency - Informal Dispositions	Page 14
Accounts.....	Page 15
Adoptions.....	Page 16
Relinquishments/Terminations	Page 17
Appointment of Guardians	Page 18
Jury Yield and Utilization	Page 19
Problem Solving Courts.....	Pages 20-21

Franklin County

2023 Population estimate: 157,854

Class of County: 4th

No. of Common Pleas Court Judgeships: 5
(Franklin and Fulton combined)



2023 Criminal No. of Cases

Cases Pending 1/1/2023	668
New Cases Filed in 2023	1,608
Reopened Cases	83
Cases Available for Processing	2,359

Processed by:

Withdrawn/Dismissed	114	6.7%
Diversionsary Disposition*	264	15.6%
Guilty Plea	1,231	72.9%
Non-Jury Trial	2	0.1%
Jury Trial	13	0.8%
Inactive	62	3.7%
Other	3	0.2%
Total Cases Processed	1,689	100.0%

Cases Pending 12/31/2023 **670**

Cases Awaiting Sentencing 66

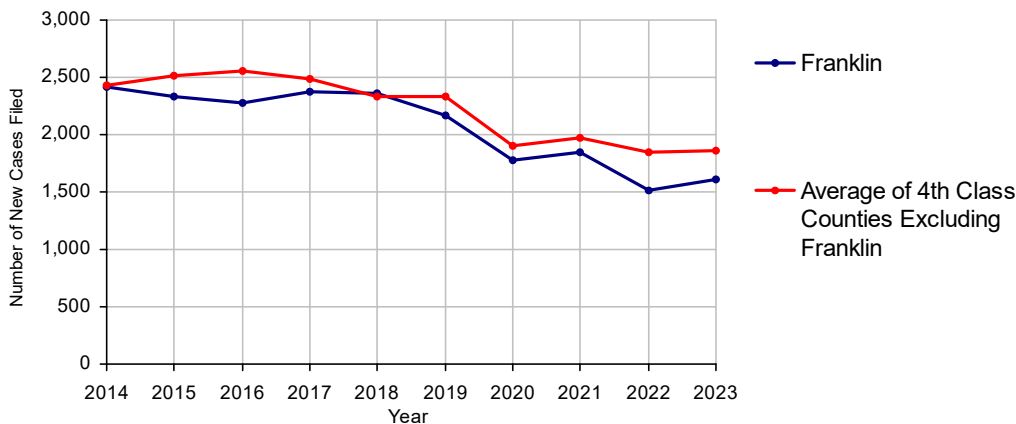
Data provided by CPCMS

* Includes other diversionsary programs such as Veterans Court.

Age of Pending Cases as of 12/31/2023

0-60 Days	212	31.6%
61-120 Days	114	17.0%
121-180 Days	66	9.9%
181-240 Days	53	7.9%
241-300 Days	41	6.1%
301-360 Days	32	4.8%
Over 360 Days	152	22.7%
Total	670	100.0%

Criminal New Cases, 2014-2023



Franklin County

2023 Population: 157,854
 Class of County: 4th
 No. of Common Pleas Judgeships: 5
 (Franklin and Fulton combined)

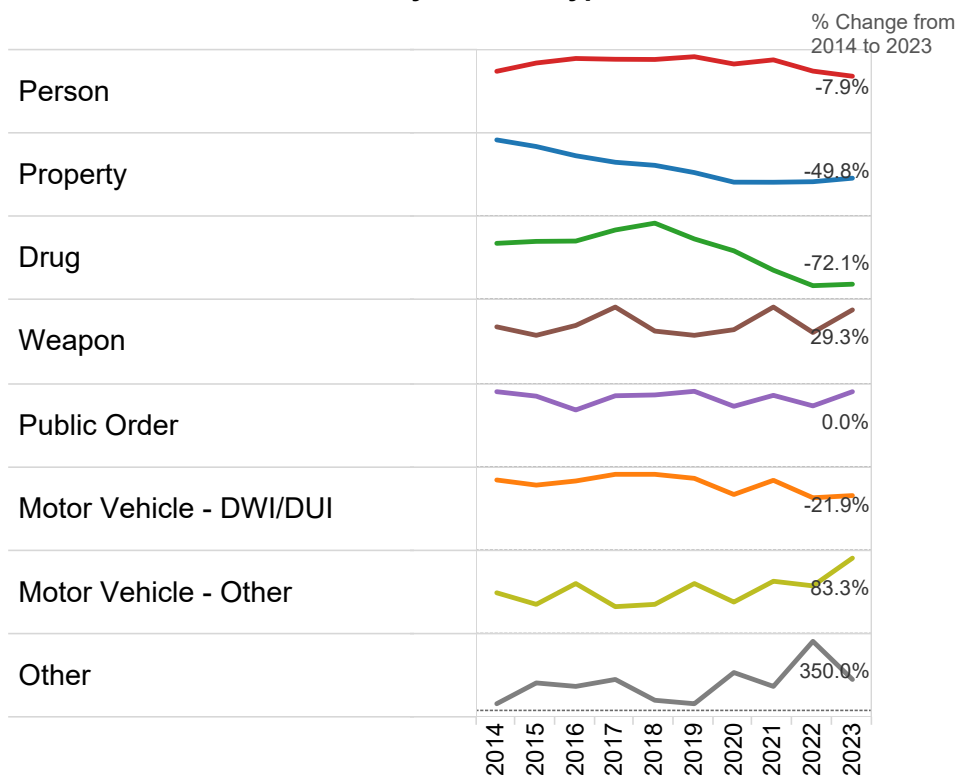


2023 Criminal - New Cases by Offense Type

Case Type	Felony	Misdemeanor	Summary	Total	
Person	147	144	0	291	18.1%
Property	251	176	0	427	26.6%
Drug	55	42	0	97	6.0%
Weapon	42	11	0	53	3.3%
Public Order	71	117	0	188	11.7%
Motor Vehicle - DWI/DUI	36	474	0	510	31.7%
Motor Vehicle - Other	3	30	0	33	2.1%
Other	9	0	0	9	0.6%
Total	614	994	0	1,608	100.0%
	38.2%	61.8%	0.0%	100.0%	

Data provided by CPCMS

Criminal New Cases by Offense Type, 2014-2023



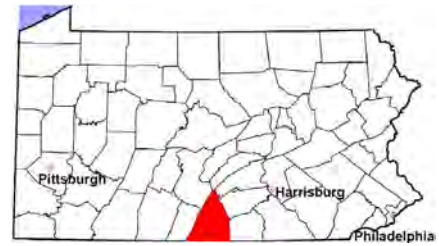
Franklin County

2023 Population estimate: 157,854

Class of County: 4th

No. of Common Pleas Court Judgeships: 5

(Franklin and Fulton combined)

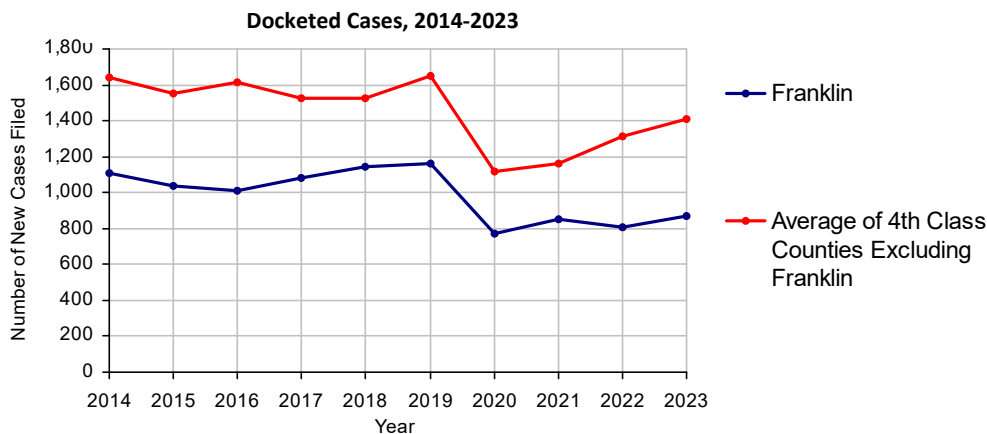


2023 Civil	Civil Action	Other	Total
Cases Pending 1/1/2023	763	488	1,251 (R)
Docketed Cases	500	367	867
Arbitration Appeals	2	0	2
Transferred In	0	0	0
Returned to Active	7	5	12
Cases Available for Processing	1,272	860	2,132
Processed By:			
Default Judgments	377	189	566
Cases Decided by Arbitration Board	27	3	30
Dispositive Motions	5	1	6
Settlements	23	137	160
Moved to Inactive Status	13	2	15
Transferred/Withdrawn	14	10	24
Dismissed/Discontinued	234	167	401
Administrative Purge	30	37	67
Other	21	38	59
Jury Trial	2	0	2
Non-Jury Trial	0	0	0
Total Cases Processed	746	584	1,330
Cases Pending 12/31/2023	526	276	802

Age of Pending Cases as of 12/31/2023 (Civil Action Only)

0-6 months	198	37.6%
7-12 months	84	16.0%
13-18 months	83	15.8%
19-24 months	44	8.4%
25-30 months	43	8.2%
31-36 months	17	3.2%
37-42 months	29	5.5%
43-48 months	4	0.8%
49-54 months	11	2.1%
55-60 months	4	0.8%
61-66 months	5	1.0%
67-72 months	0	
Over 72 months	4	0.8%
Total	526	100.0%

(R) - Revised



Franklin County

2023 Population estimate: 157,854

Class of County: 4th

No. of Common Pleas Court Judgeships: 5
(Franklin and Fulton combined)



2023 Civil - Docketed Cases Listed by Case Type

TORT 81 9.3%

(does not include mass tort)

Intentional	3
Malicious Prosecution	0
Motor Vehicle	55
Nuisance	0
Premise Liability	8
Product Liability	0
Slander/Libel/Defamation	1
Other	14

MASS TORT 0

Asbestos	0
Tobacco	0
Toxic Tort - DES	0
Toxic Tort - Implant	0
Toxic Waste	0
Other	0

PROFESSIONAL LIABILITY 5 0.6%

Dental	0
Legal	1
Medical Malpractice	3
Other	1

CONTRACT 400 46.1%

(does not include judgments)

Buyer Plaintiff	4
Debt Collection: Credit Card	238
Debt Collection: Other	133
Employment Dispute: Discrimination	1
Employment Dispute: Other	3
Other	21

Of the Docketed Cases:

Pro Se Filings: 68 7.8% Class Action Suits: 10 1.2% MDJ Appeals: 46 5.3%

*Civil Other

REAL PROPERTY 278 32.1%

Ejectment*	21
Eminent Domain/Condemnation*	1
Ground Rent	0
Landlord/Tenant Dispute	14
Mortgage Foreclosure:	
Residential*	185
Commercial*	32
Partition of Real Property*	4
Quiet Title*	13
Other*	8

CIVIL APPEALS 46 5.3%

- Administrative Agencies

Board of Assessment*	0
Board of Elections*	6
Dept. of Transportation*	32
Zoning Board*	0
Statutory Appeal - Other*	0
Other*	8

MISCELLANEOUS 57 6.6%

Common Law/	
Statutory Arbitration*	0
Declaratory Judgment*	2
Mandamus*	0
Non-Domestic Relations	
Restraining Order*	0
Quo Warranto*	0
Replevin*	6
Other*	49

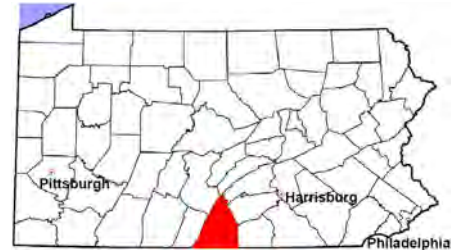
TOTAL DOCKETED CASES: 867 100.0%

Franklin County

2023 Population estimate: 157,854

Class of County: 4th

No. of Common Pleas Court Judgeships: 5
(Franklin and Fulton combined)



2023 Protection From Abuse

No. of
Petitions

Cases Pending 1/1/2023

1

New Cases Filed in 2023

231

Of these, Petitions Requesting Temporary Orders: 231 (100.0%)

Temporary Orders DENIED: 32 (13.9%), Temporary Orders GRANTED: 199 (86.1%)

Cases Available for Processing

232

Processed By:

Temporary Order DENIED After Ex Parte Hearing and No Evidentiary Hearing Scheduled

18

8.5%

Temporary Order DISMISSED After Evidentiary Hearing and No Final Order Entered

64

30.2%

Final Order DENIED After Evidentiary Hearing Before a Judge or a Judicial Officer

37

17.5%

Final Order GRANTED After Evidentiary Hearing Before a Judge or a Judicial Officer

42

19.8%

Plaintiff Did Not Appear For Evidentiary Hearing

2

0.9%

Final Order by STIPULATION OR AGREEMENT Between the Parties

22

10.4%

Petition WITHDRAWN by Plaintiff

27

12.7%

TRANSFERRED to Another Jurisdiction

0

Other

0

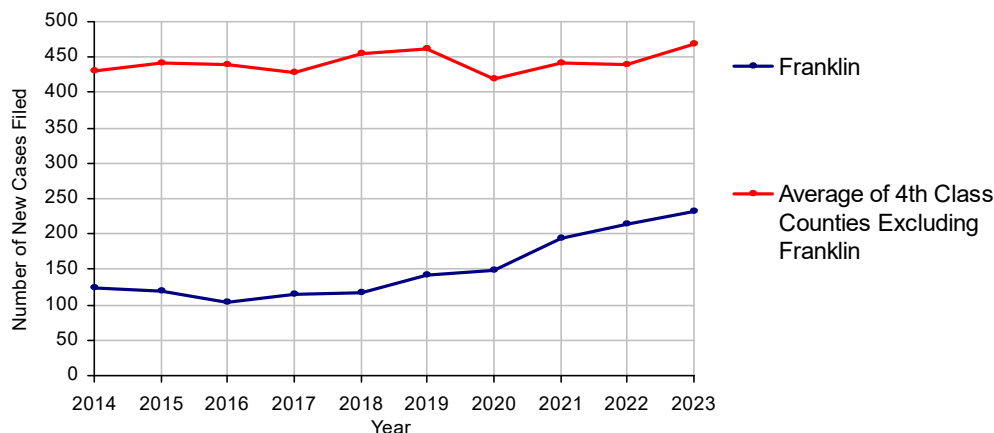
Cases Processed

212 100.0%

Cases Pending 12/31/2023

20

PFA New Cases Filed, 2014-2023

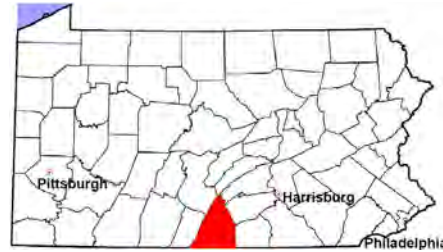


Franklin County

2023 Population estimate: 157,854

Class of County: 4th

No. of Common Pleas Court Judgeships: 5
(Franklin and Fulton combined)



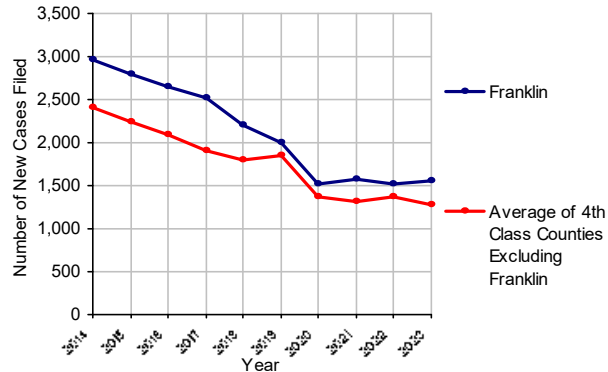
2023 Spousal & Child Support	No. of Petitions
Cases Pending 1/1/2023	229
New Cases Filed in 2023	1,555
Dockets Transferred In (+)	9
Dockets Transferred Out (-)	17
Cases Available for Processing	1,776
Processed By:	
Judge	3 0.2%
Intake Officer	1,464 95.2%
Hearing Officer	71 4.6%
Other	0
Cases Processed	1,538 100.0%
Cases Pending 12/31/2023	238

Data provided by PACSES

2023 Paternity	No. of Cases
Acknowledgements Filed:	
Non-Domestic Relations Section	180 84.5%
During Conference	20 9.4%
Non-Stipulated (post genetic test)	2 0.9%
Pre-Trial Conference	11 5.2%
Total	213 100.0%
Established:	
Stipulated by Genetic Tests	33 26.4%
Default - Father Failed to Appear	7 5.6%
Adjudication by Court Proceeding	0
Out of State	85 68.0%
Total	125 100.0%
Cases Pending 12/31/2023	51

Data provided by PACSES

Spousal & Child Support New Cases, 2014-2023



DEFINITIONS:

ACKNOWLEDGEMENTS FILED:

NON-DOMESTIC RELATIONS SECTION: The voluntary Acknowledgement of Paternity by the alleged father.

DURING CONFERENCE: The alleged father signed the Acknowledgement of Paternity-Waiver of Trial (PE-010) at the initial child support conference.

NON-STIPULATED (POST GENETIC TEST): The alleged father signed the Acknowledgement of Paternity-Waiver of Trial after genetic tests were conducted and resulted in the alleged father being determined to be the biological father.

PRE-TRIAL CONFERENCE: The alleged father signed the Acknowledgement of Paternity-Waiver of Trial at the pre-trial conference.

ESTABLISHED:

STIPULATED BY GENETIC TESTS: The alleged father requested genetic tests and signed a stipulation that if the test results had a 99% or higher probability of paternity then the alleged father would be stipulated as the biological father of the child.

DEFAULT - FATHER FAILED TO APPEAR: The alleged father failed to appear after being served for either a support conference, hearing, or genetic test and a default paternity order was entered by the court.

ADJUDICATION BY COURT PROCEEDING: The alleged father was determined to be the biological father of the child through a court proceeding.

OUT OF STATE: Paternity was established in another state, "Out of state only".

Franklin County

2023 Population Estimate: 157,854

Class of County: 4th

No. of Common Pleas Court Judgeships: 5
(Franklin and Fulton combined)



2023 Custody/Partial Custody/Visitation

No. of
Petitions

Cases Pending 1/1/2023

66^(R)

New Cases Filed in 2023

235

Cases Available for Processing

301

Processed By:

Judge

19

9.2%

Non-Judicial Officer

109

52.9%

Administrative Review/Purge

20

9.7%

Other

58

28.2%

Cases Processed

206

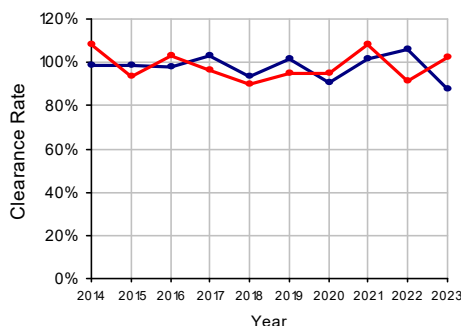
100.0%

Cases Pending 12/31/2023

95

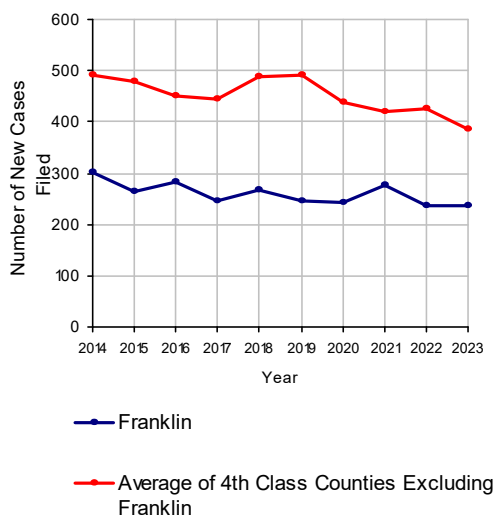
(R) - Revised

Clearance Rate, 2014-2023

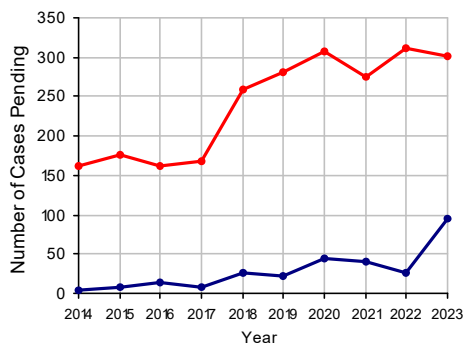


Note: Clearance Rate = Cases Processed / New Cases Filed

Custody/Partial Custody/Visitation New Cases Filed, 2014-2023



Cases Pending at the End of Year, 2014-2023

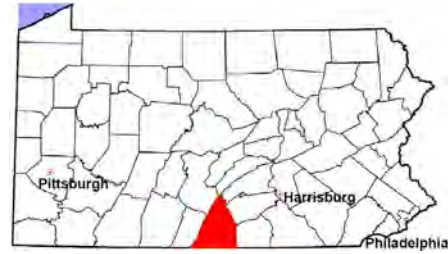


Franklin County

2023 Population estimate: 157,854

Class of County: 4th

No. of Common Pleas Court Judgeships: 5
(Franklin and Fulton combined)



2023 Divorce

No. of Petitions

Cases Pending 1/1/2023

524 (R)

New Cases Filed in 2023

457

Cases Available for Processing

981

Processed By:

Contested Before a Judge

2

0.4%

Contested Before a Non-Judicial Officer

8

1.8%

Uncontested

369

82.6%

Administrative Review/Purge

42

9.4%

Other

26

5.8%

Cases Processed

447

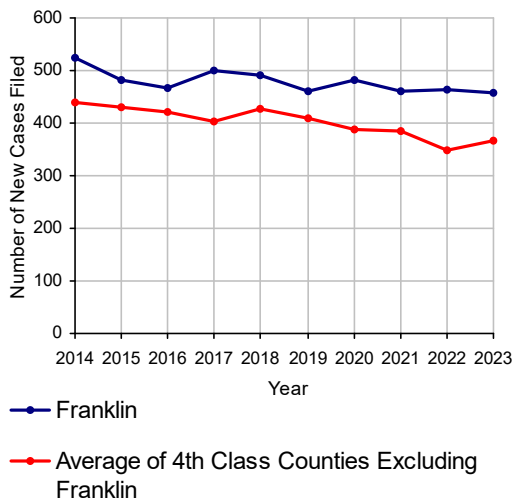
100.0%

Cases Pending 12/31/2023

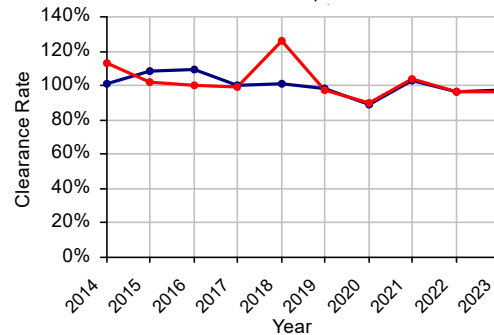
534

(R) - Revised

Divorce New Cases Filed, 2014-2023

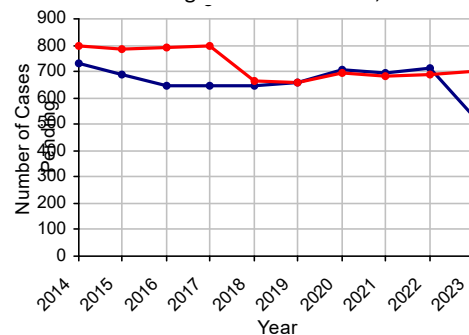


Clearance Rate, 2014-2023



Note: Clearance Rate = Cases Processed / New Cases Filed

Cases Pending at the End of Year, 2014-2023

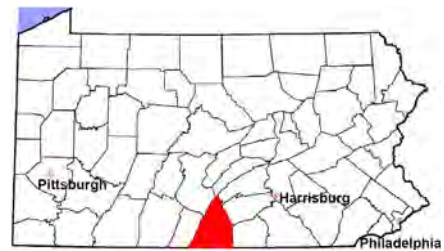


Franklin County

2023 Population estimate: 157,854

Class of County: 4th

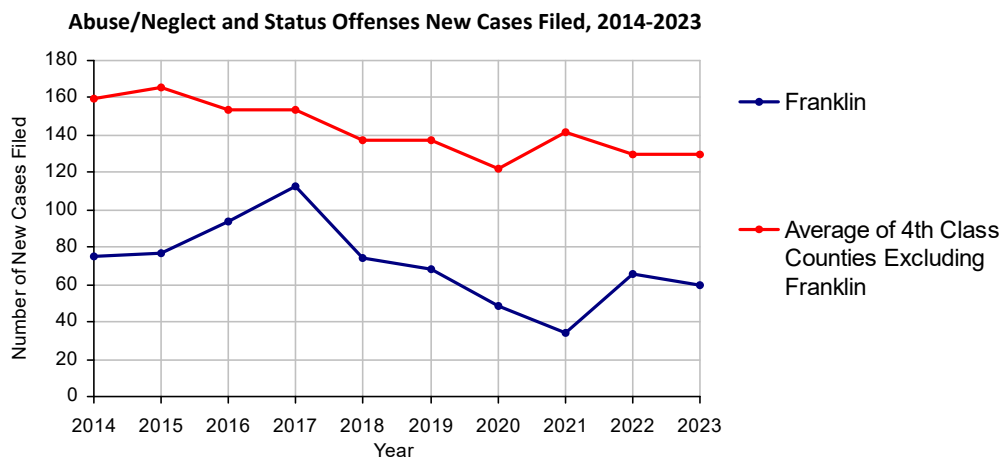
No. of Common Pleas Court Judgeships: 5
(Franklin and Fulton combined)



2023 Juvenile Dependency - Petitions Pending Adjudication

	Abuse/ Neglect	Status Offenses	Total
Cases Pending 1/1/2023	7	1	8
New Petitions Filed in 2023	57	3	60
Other	4	1	5
Total Petitions Available for Processing	68	5	73
Processed by:			
Adjudicated Dependent			
Judge	5	0	5
Juvenile Court Hearing Officer	51	4	55
Adjudicated NOT Dependent			
Judge	0	0	0
Juvenile Court Hearing Officer	1	0	1
Withdrawn/Dismissed/Inactive	2	1	3
Other	1	0	1
Total Petitions Processed	60	5	65
Cases Pending 12/31/2023	8	0	8

Data provided by CPCMS

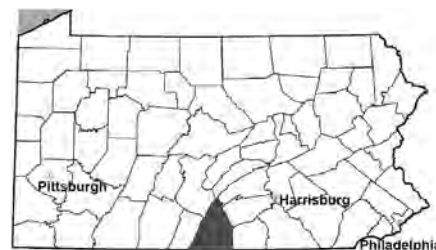


Franklin County

2023 Population estimate: 157,854

Class of County: 4th

No. of Common Pleas Court Judgeships: 5
(Franklin and Fulton combined)



2023 Juvenile Dependency - Adjudicated Dependent Inventory

	Abuse/ Neglect	Status Offenses	Total
Cases Pending 1/1/2023	97	0	97
New Adjudicated Dependent Cases	56	4	60
Other	0	0	0
Total Adjudicated Dependent Cases	153	4	157

Court Supervision Terminated:

Family Reunification	22	47.8%	2	100.0%	24	50.0%
Adoption	11	23.9%	0		11	22.9%
Placement with a Relative/Guardian	6	13.0%	0		6	12.5%
Aged Out	6	13.0%	0		6	12.5%
Other Permanency Outcomes*	1	2.2%	0		1	2.1%
Other**	0		0		0	
Total Adjudicated Dependent Cases Terminated	46	100.0%	2	100.0%	48	100.0%
Cases Pending 12/31/2023	107		2		109	

Data provided by CPCMS

* Other Permanency Outcomes include: adjudicated delinquent, death due to natural causes, emancipation, permanent living arrangement, and parent has come forward.

** Other includes cases where court supervision is terminated due to transfer out of jurisdiction, withdrawal and administrative closure.

Franklin County

2023 Population estimate: 157,854

Class of County: 4th

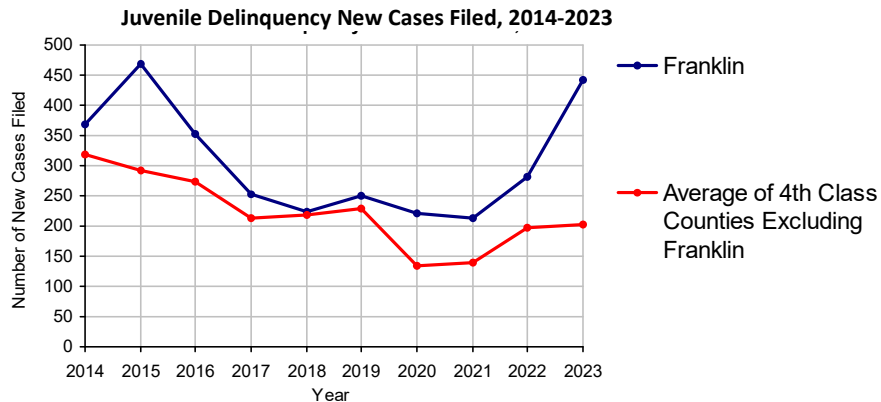
No. of Common Pleas Court Judgeships: 5
(Franklin and Fulton combined)



2023 Juvenile Delinquency - Cases Pending Disposition

Begin Pending	94
New Cases	442
Consent Decree Revoked	6
Informal Adjustment Program Revoked	2
Alternative Program Revoked	0
Warrant Returned	0
Other	18
Total Cases Available for Disposition	562
Warrant Issued	2
Disposed by:	
Adjudicated Delinquent by a Judge	49
Adjudicated Delinquent by a Juvenile Court Hearing Officer	58
Consent Decree Entered	91
Informal Adjustment Program Entered	65
Warned and Counseled (Pre-Petition)	33
Dismissed/Withdrawn/Transferred	94
Transferred to Criminal Court	0
Other	14
Total Cases Disposed	404
End Pending	156

Data provided by CPCMS



Franklin County

2023 Population: 157,854
 Class of County: 4th
 No. of Common Pleas Judgeships: 5
 (Franklin and Fulton combined)

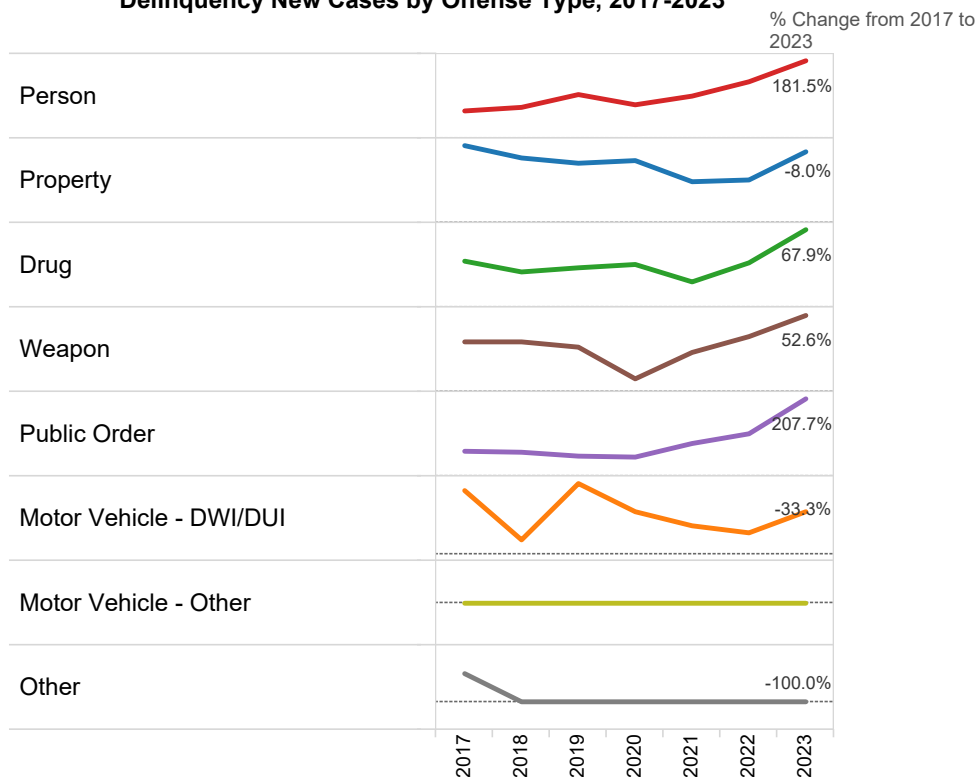


2023 Delinquency - New Cases by Offense Type

Case Type	Felony	Misdemeanor	Summary	Total	
Person	47	105	0	152	34.4%
Property	37	44	0	81	18.3%
Drug	1	93	0	94	21.3%
Weapon	1	28	0	29	6.6%
Public Order	34	46	0	80	18.1%
Motor Vehicle - DWI/DUI	0	6	0	6	1.4%
Motor Vehicle - Other	0	0	0	0	0.0%
Other	0	0	0	0	0.0%
Total	120	322	0	442	100.0%
	27.1%	72.9%	0.0%	100.0%	

Data provided by CPCMS

Delinquency New Cases by Offense Type, 2017-2023

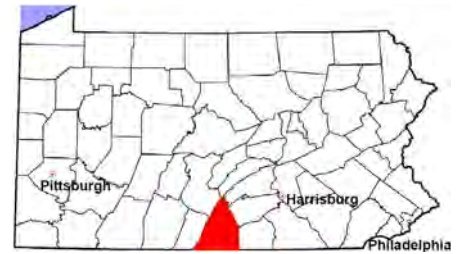


Franklin County

2023 Population estimate: 157,854

Class of County: 4th

No. of Common Pleas Court Judgeships: 5
(Franklin and Fulton combined)



2023 Juvenile Delinquency - Formal Dispositions

Begin Pending	144
Adjudicated Delinquent by a Judge	49
Adjudicated Delinquent by a Juvenile Court Hearing Officer	58
Warrant Returned	0
Other	1
Total Adjudicated Delinquent Cases	252
Warrant Issued	0
Court Supervision Terminated:	
Conditions Satisfied	88
Compelling Reasons	19
Reached Age 21	1
Transferred to Another Juvenile Court	0
Other	1
Total Adjudicated Delinquent Cases Terminated	109
End Pending	143

(R) - Revised

Data provided by CPCMS

Franklin County

2023 Population estimate: 157,854

Class of County: 4th

No. of Common Pleas Court Judgeships: 5
(Franklin and Fulton combined)



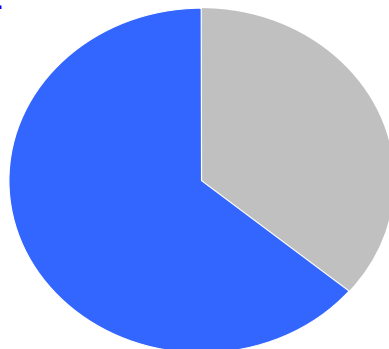
2023 Juvenile Delinquency - Informal Dispositions

Pending Consent Decrees	33
Pending Informal Adjustments	8
New Consent Decrees	91
New Informal Adjustments	65
Warrant Returned	0
Other	1
Cases Informally Disposed	198
Warrant Issued	0
Terminated by:	
Consent Decree Completed	70
Informal Adjustment Completed	47
Consent Decree Revoked	6
Informal Adjustment Program Revoked	2
Other	0
Total Informally Disposed Cases Terminated	125
End Pending	73

(R) - Revised

Data provided by CPCMS

Informal
Dispositions: **64%**



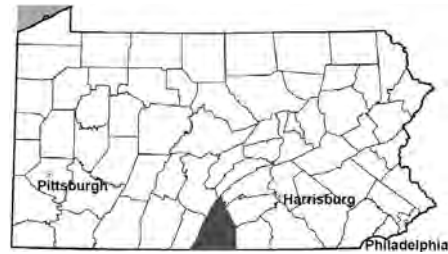
Delinquency Cases are disposed either formally, at a proceeding held before a judge or hearing officer, or informally without a proceeding. Informal dispositions include informal adjustments supervised by a juvenile probation officer; consent decrees agreed upon with the District Attorney after a petition is filed; or other pre-petition process by the juvenile probation department.

Franklin County

2023 Population estimate: 157,854

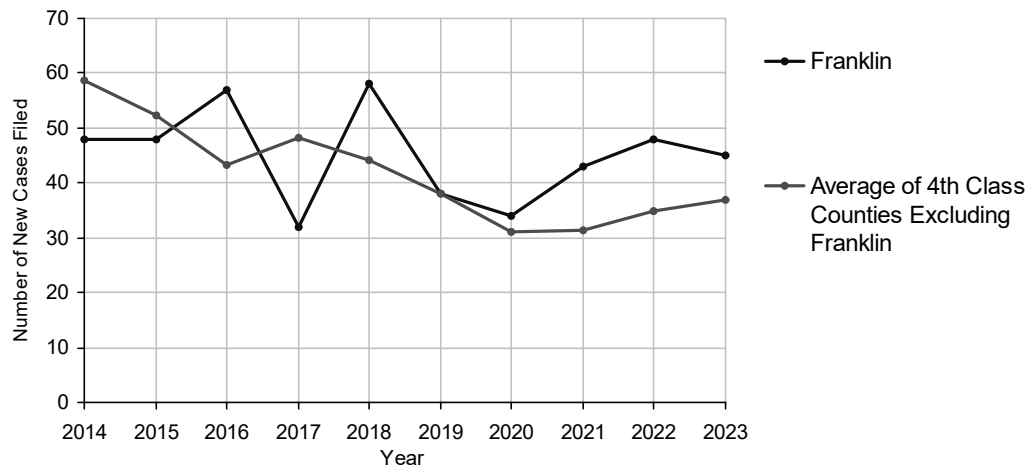
Class of County: 4th

No. of Common Pleas Court Judgeships: 5
(Franklin and Fulton combined)



2023 Accounts	No. of Cases	
Cases Pending 1/1/2023	16	
New Cases Filed in 2023	45	
Cases Available for Processing	61	
Processed By:		
Contested before a Judge	1	2.1%
Contested before a Non-Judicial Officer	0	
Uncontested	45	95.7%
Other	1	2.1%
Cases Processed	47	100.0%
Cases Pending 12/31/2023	14	

Accounts New Cases Filed, 2014-2023

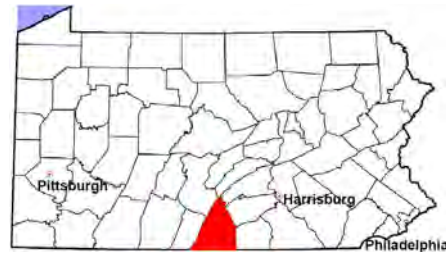


Franklin County

2023 Population estimate: 157,854

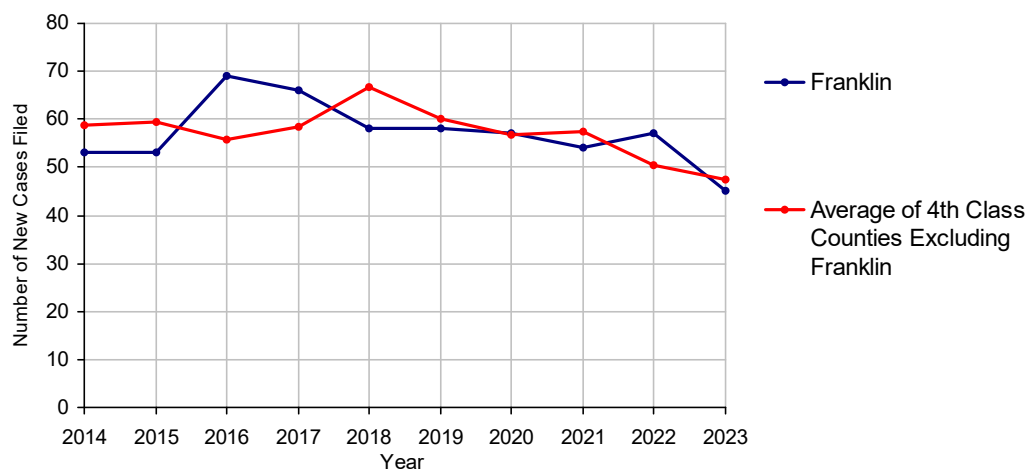
Class of County: 4th

No. of Common Pleas Court Judgeships: 5
(Franklin and Fulton combined)



2023 Adoptions		No. of Cases	
Cases Pending 1/1/2023		18	
New Cases Filed in 2023		45	
Cases Available for Processing		63	
Processed By:			
Contested before a Judge	Granted	0	
	Denied	0	
Uncontested	Granted	50	94.3%
	Denied	0	
Other		3	5.7%
Cases Processed		53	100.0%
Cases Pending 12/31/2023		10	

Adoptions New Cases Filed, 2014-2023



Franklin County

2023 Population estimate: 157,854

Class of County: 4th

No. of Common Pleas Court Judgeships: 5
(Franklin and Fulton combined)



2023 Relinquishments/Terminations

No. of
Cases

Cases Pending 1/1/2023

21

New Cases Filed in 2023

62

Cases Available for Processing

83

Processed By:

Contested before a Judge

0

Uncontested

53

94.6%

Other

3

5.4%

Cases Processed

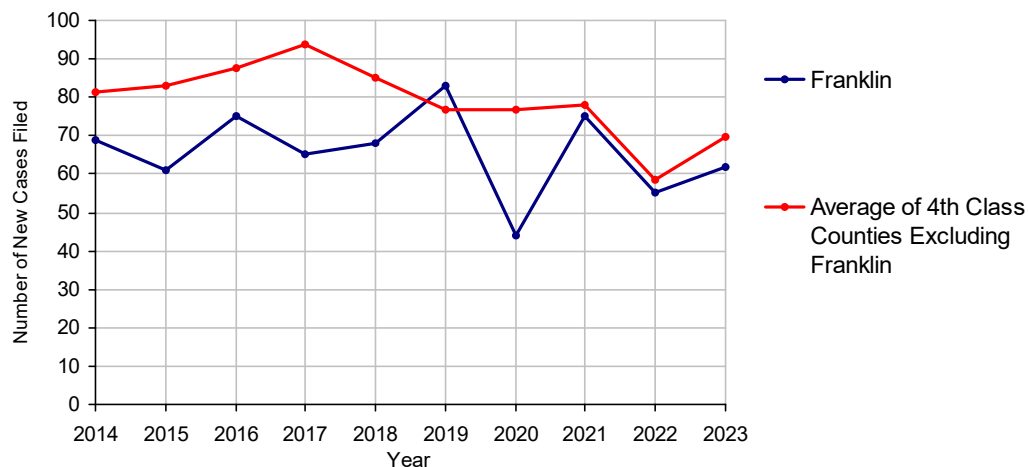
56

100.0%

Cases Pending 12/31/2023

27

Relinquishments/Terminations New Cases Filed, 2014-2023

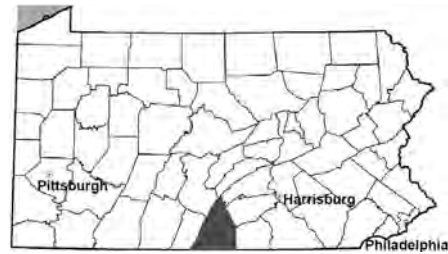


Franklin County

2023 Population estimate: 157,854

Class of County: 4th

No. of Common Pleas Court Judgeships: 5
(Franklin and Fulton combined)



2023 Appointment of Guardians

**No. of
Cases**

Cases Pending 1/1/2023

12

New Cases Filed in 2023

33

Cases Available for Processing

45

Processed By:

Contested before a Judge

0

Uncontested

33

86.8%

Other

5

13.2%

Cases Processed

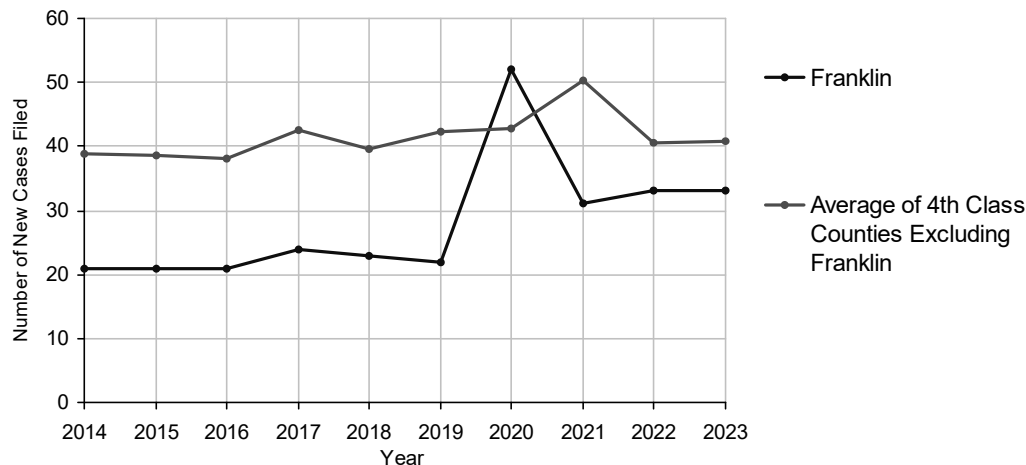
38

100.0%

Cases Pending 12/31/2023

7

Appointment of Guardians New Cases Filed, 2014-2023

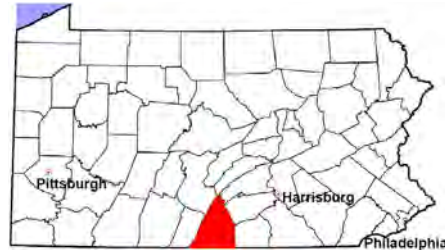


Franklin County

2023 Population estimate: 157,854

Class of County: 4th

No. of Common Pleas Court Judgeships: 5
(Franklin and Fulton combined)



2023 Jury Yield and Utilization

Jury Yield

Qualification Questionnaires/Summonses Mailed:	10,090	A		
Returned Undeliverable:	314	B	3.1%	Of Qualification Questionnaires/ Summonses Mailed
Not Responded to:	2,921	C	28.9%	
the Number of Prospective Jurors:				
Disqualified:	605	D	6.0%	
Exempted:	184	E	1.8%	
Excused:	1,925	F	19.1%	
Deferred to New Term:	1,218	G	12.1%	
Deferred from Previous Term:	1,982	H	19.6%	
Total Number of Qualified Jurors Available for Service:	4,905	I	48.6%	
$I=A-B-C-D-E-F-G+H$				

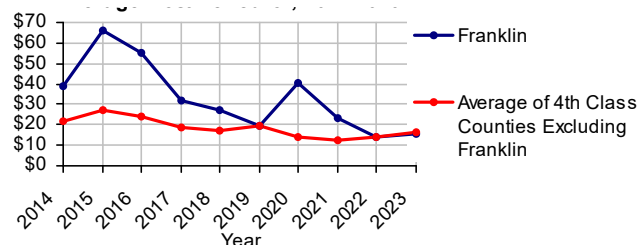
Jury Utilization

the Number of Jurors:				
Reporting for Service:	1,947		39.7%	Of Jurors Qualified and Available
Told Not to Report for Service:	1,339		27.3%	
Sent to Courtroom for Jury Selection (Voir Dire):	3,013		154.8%	Of Jurors Reporting for Service
Impaneled or Sworn (jurors/alternates):	346		17.8%	
Removed for Cause/Hardship:	781			
Removed by Peremptory Challenge:	558			
Number of Jury Trials Started:	17			
Pool Days:	16			
Zero Panel Days:	0			(Of Pool Days)

Jury Costs

Total Annual Budget for Juror Operations:	\$159,870.00	J
Average Cost Per Juror:	\$15.84	K
$K = J/A$		

Average Cost Per Juror, 2014-2023



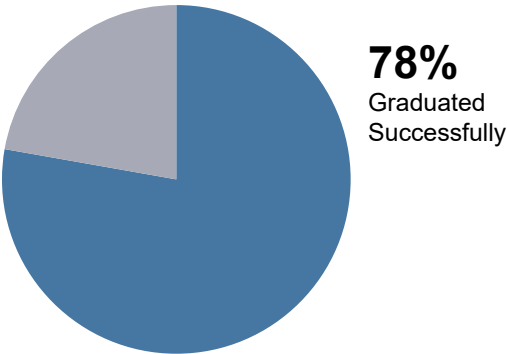
Franklin County

2023 Problem Solving Courts

9 Discharges

9 Admissions

Of All Court Participants Discharged:



Adult Drug Court

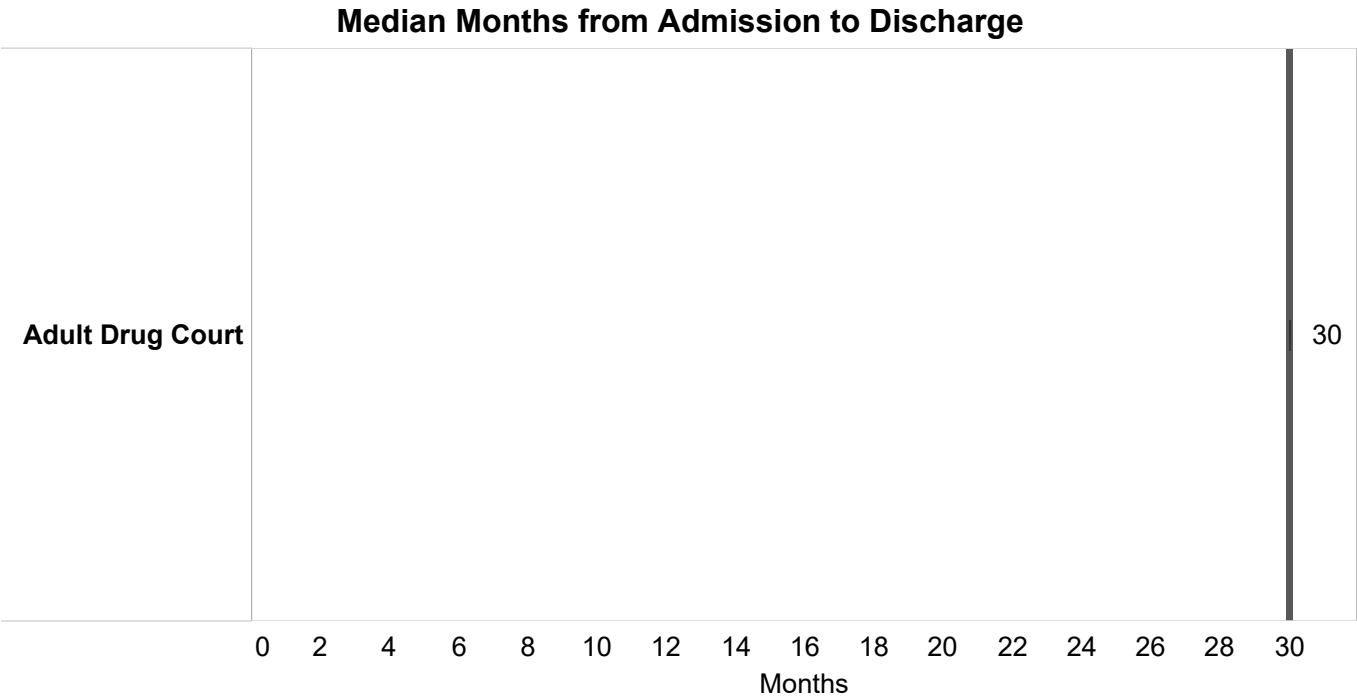


Discharge Reason

	Successfully Completed	Unsuccessful/New Offense	Unsuccessful /Absconded	Total Discharges
Adult Drug Court	7 (77.8%)	1 (11.1%)	1 (11.1%)	9 (100.0%)

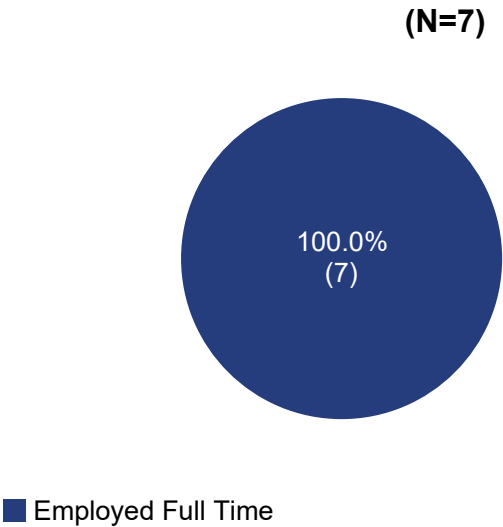

Franklin County

2023 Problem Solving Courts



Among successful graduates, there was a 600% increase in employment.

100% of the employed successful graduates were employed full time:



DEPARTMENT OF RESEARCH & STATISTICS

KIM NIEVES, PH.D.

DIRECTOR

ANDREW GINDER, MPA

ASSISTANT DIRECTOR

YAN LIU, M.S.

SENIOR STATISTICAL ANALYST

SASANKA ADIKARI, PH.D

DATA SCIENTIST

AMANDA PEREIRA

RESEARCH ASSISTANT