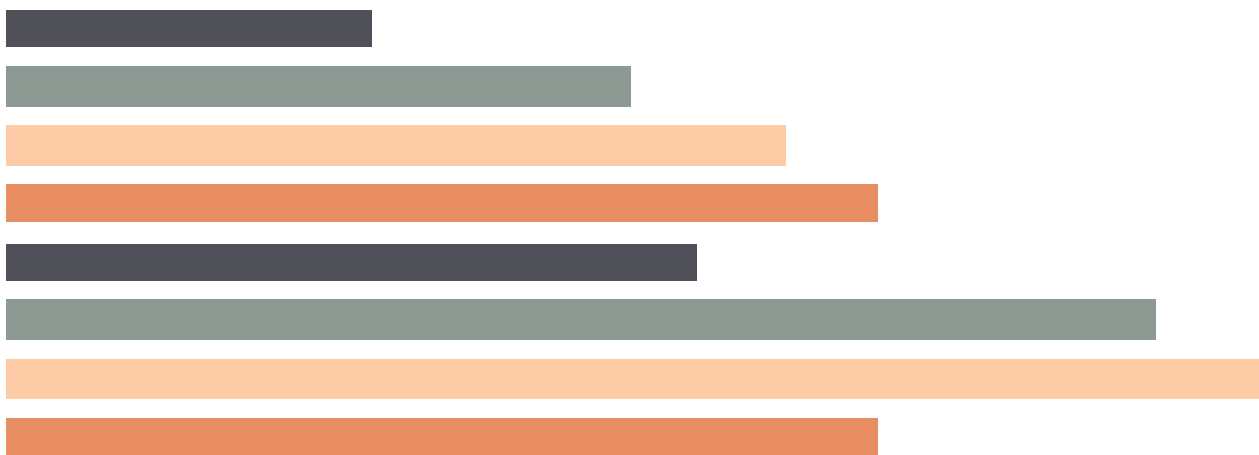
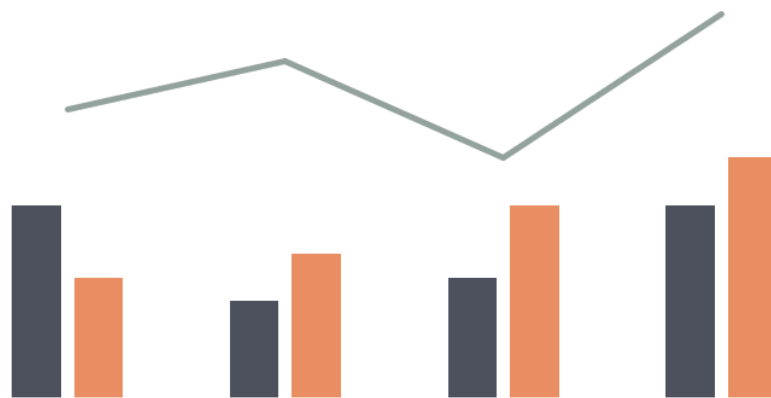
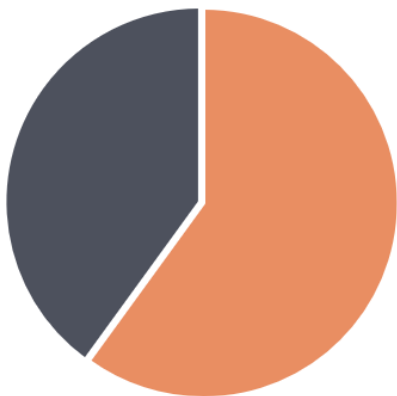


2023 Carbon County

Court of Common Pleas
Caseload Statistics for



We are pleased to provide you with a copy of the 2023 County Caseload Display pages. They can also be viewed on the AOPC webpage at www.pacourts.us in the *News & Statistics* section under *Research & Statistics*.

Should you have any questions or comments, please do not hesitate to contact me at 717.231.3300 .

Sincerely,

A handwritten signature in black ink, appearing to read 'Sasanka', is written over a horizontal line. There are some small marks below the line, possibly initials or a date.

Sasanka Adikari, Ph.D.
Data Scientist
Department of Research and Statistics

Table of Contents

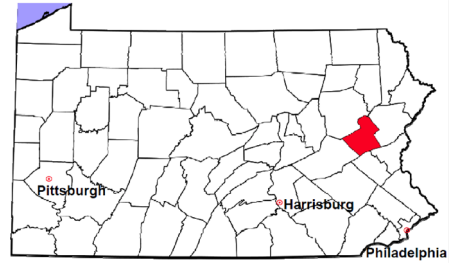
CPCMS Criminal	Page 1
CPCMS Criminal - New Cases by Case Type.....	Page 2
Civil.....	Page 3
Civil - Docketed Cases Listed by Case Type.....	Page 4
Protection From Abuse	Page 5
Spousal & Child Support and Paternity	Page 6
Custody/Partial Custody/Visitation.....	Page 7
Divorce	Page 8
Juvenile Dependency - Active Dependent Inventory	Page 9
Juvenile Dependency - Adjudicated Dependent Inventory	Page 10
Juvenile Delinquency - Cases Pending Disposition.....	Page 11
Juvenile Delinquency - New Cases by Case Type	Page 12
Juvenile Delinquency - Formal Dispositions	Page 13
Juvenile Delinquency - Informal Dispositions	Page 14
Accounts.....	Page 15
Adoptions.....	Page 16
Relinquishments/Terminations	Page 17
Appointment of Guardians	Page 18
Jury Yield and Utilization	Page 19
Problem Solving Courts.....	Pages 20-21

Carbon County

2023 Population estimate: 65,458

Class of County: 6th

No. of Common Pleas Court Judgeships: 3



2023 Criminal No. of Cases

Cases Pending 1/1/2023	798
New Cases Filed in 2023	975
Reopened Cases	157
Cases Available for Processing	1,930

Processed by:

Withdrawn/Dismissed	89	7.9%
Diversionsary Disposition*	189	16.8%
Guilty Plea	701	62.3%
Non-Jury Trial	4	0.4%
Jury Trial	5	0.4%
Inactive	135	12.0%
Other	3	0.3%
Total Cases Processed	1,126	100.0%

Cases Pending 12/31/2023 **804**

Cases Awaiting Sentencing 67

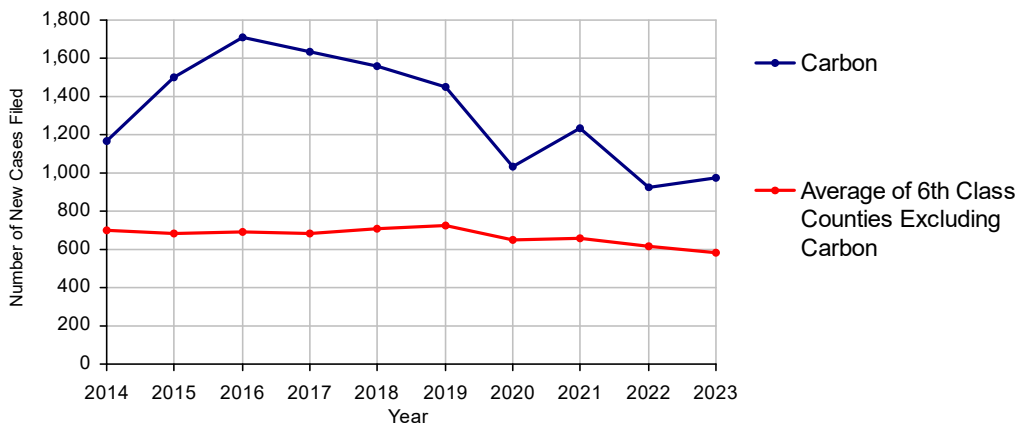
Data provided by CPCMS

* Includes other diversionsary programs such as Veterans Court.

Age of Pending Cases as of 12/31/2023

0-60 Days	134	16.7%
61-120 Days	135	16.8%
121-180 Days	110	13.7%
181-240 Days	90	11.2%
241-300 Days	57	7.1%
301-360 Days	53	6.6%
Over 360 Days	225	28.0%
Total	804	100.0%

Criminal New Cases, 2014-2023



Carbon County

2023 Population: 65,458
 Class of County: 6th
 No. of Common Pleas Judgeships: 3

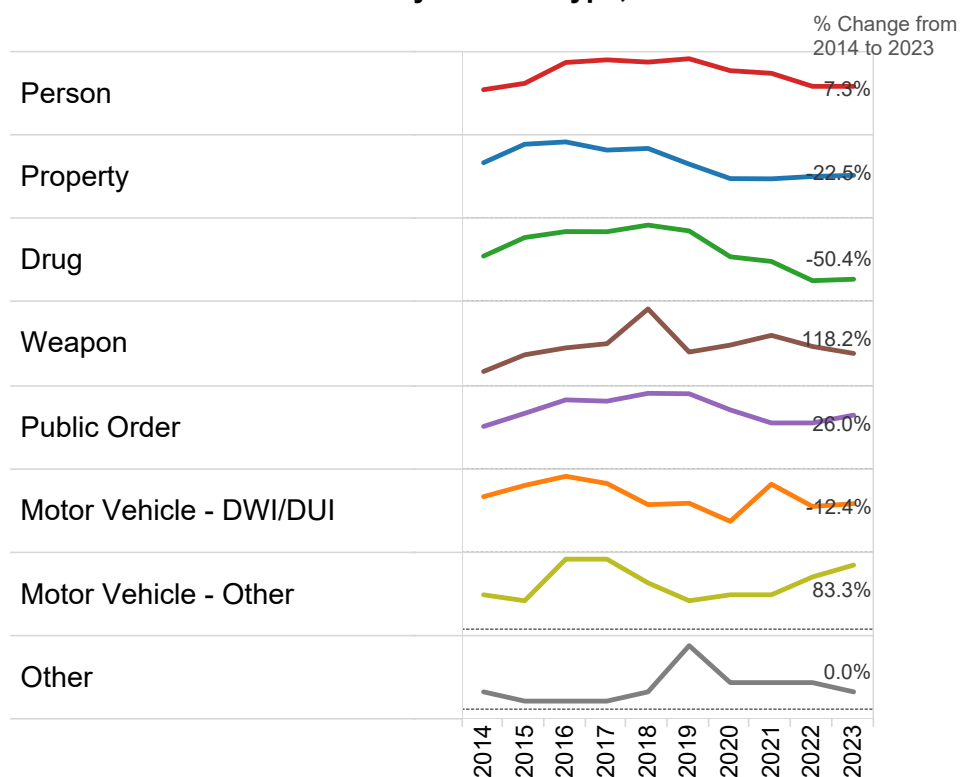


2023 Criminal - New Cases by Offense Type

Case Type	Felony	Misdemeanor	Summary	Total	
Person	65	67	0	132	13.5%
Property	101	84	1	186	19.1%
Drug	40	101	0	141	14.5%
Weapon	20	4	0	24	2.5%
Public Order	29	96	1	126	12.9%
Motor Vehicle - DWI/DUI	22	331	0	353	36.2%
Motor Vehicle - Other	1	10	0	11	1.1%
Other	2	0	0	2	0.2%
Total	280	693	2	975	100.0%
	28.7%	71.1%	0.2%	100.0%	

Data provided by CPCMS

Criminal New Cases by Offense Type, 2014-2023

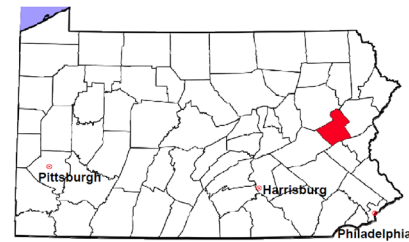


Carbon County

2023 Population estimate: 65,458

Class of County: 6th

No. of Common Pleas Court Judgeships: 3

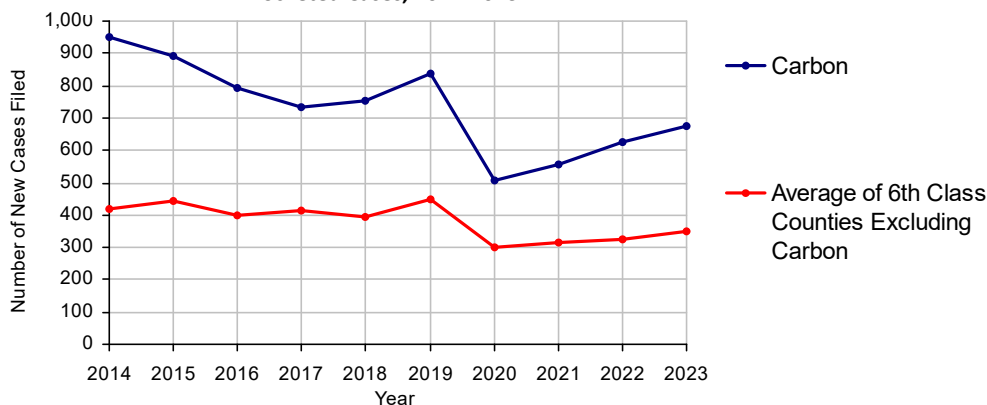


2023 Civil	Civil Action	Other	Total
Cases Pending 1/1/2023	355	196	551
Docketed Cases	373	302	675
Arbitration Appeals	7	0	7
Transferred In	2	0	2
Returned to Active	0	0	0
Cases Available for Processing	737	498	1,235
Processed By:			
Default Judgments	94	87	181
Cases Decided by Arbitration Board	31	5	36
Dispositive Motions	2	9	11
Settlements	108	44	152
Moved to Inactive Status	3	5	8
Transferred/Withdrawn	9	12	21
Dismissed/Discontinued	90	84	174
Administrative Purge	0	0	0
Other	12	12	24
Jury Trial	4	0	4
Non-Jury Trial	10	52	62
Total Cases Processed	363	310	673
Cases Pending 12/31/2023	374	188	562

Age of Pending Cases as of 12/31/2023 (Civil Action Only)

0-6 months	0
7-12 months	0
13-18 months	0
19-24 months	0
25-30 months	0
31-36 months	0
37-42 months	0
43-48 months	0
49-54 months	0
55-60 months	0
61-66 months	0
67-72 months	0
Over 72 months	0
Total	0 100.0%

Docketed Cases, 2014-2023

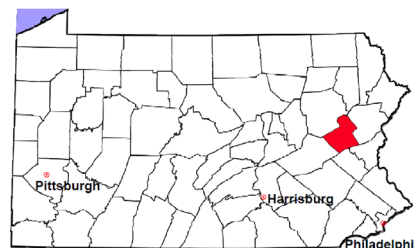


Carbon County

2023 Population estimate: 65,458

Class of County: 6th

No. of Common Pleas Court Judgeships: 3



2023 Civil - Docketed Cases Listed by Case Type

TORT 68 10.1%

(does not include mass tort)

Intentional	0
Malicious Prosecution	0
Motor Vehicle	37
Nuisance	4
Premise Liability	12
Product Liability	0
Slander/Libel/Defamation	0
Other	15

MASS TORT 0

Asbestos	0
Tobacco	0
Toxic Tort - DES	0
Toxic Tort - Implant	0
Toxic Waste	0
Other	0

PROFESSIONAL LIABILITY 0

Dental	0
Legal	0
Medical Malpractice	0
Other	0

CONTRACT 278 41.2%

(does not include judgments)

Buyer Plaintiff	7
Debt Collection: Credit Card	166
Debt Collection: Other	76
Employment Dispute: Discrimination	0
Employment Dispute: Other	0
Other	29

Of the Docketed Cases:

Pro Se Filings:	77	11.4%	Class Action Suits:	0	MDJ Appeals:	43	6.4%
-----------------	----	-------	---------------------	---	--------------	----	------

*Civil Other

REAL PROPERTY 223 33.0%

Ejectment*	15
Eminent Domain/Condemnation*	0
Ground Rent	0
Landlord/Tenant Dispute	27
Mortgage Foreclosure:	
Residential*	140
Commercial*	7
Partition of Real Property*	10
Quiet Title*	22
Other*	2

CIVIL APPEALS 46 6.8%

- Administrative Agencies

Board of Assessment*	6
Board of Elections*	0
Dept. of Transportation*	28
Zoning Board*	6
Statutory Appeal - Other*	2
Other*	4

MISCELLANEOUS 60 8.9%

Common Law/	
Statutory Arbitration*	0
Declaratory Judgment*	3
Mandamus*	0
Non-Domestic Relations	
Restraining Order*	9
Quo Warranto*	0
Replevin*	7
Other*	41

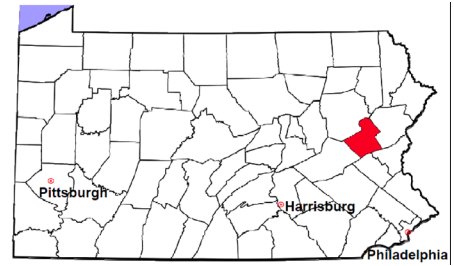
TOTAL DOCKETED CASES: 675 100.0%

Carbon County

2023 Population estimate: 65,458

Class of County: 6th

No. of Common Pleas Court Judgeships: 3



2023 Protection From Abuse

**No. of
Petitions**

Cases Pending 1/1/2023

24

New Cases Filed in 2023

322

Of these, Petitions Requesting Temporary Orders: 322 (100.0%)

Temporary Orders DENIED: 47 (14.6%), Temporary Orders GRANTED: 275 (85.4%)

Cases Available for Processing

346

Processed By:

Temporary Order DENIED After Ex Parte Hearing and No Evidentiary Hearing Scheduled

0

Temporary Order DISMISSED After Evidentiary Hearing and No Final Order Entered

1

0.3%

Final Order DENIED After Evidentiary Hearing Before a Judge or a Judicial Officer

49

15.8%

Final Order GRANTED After Evidentiary Hearing Before a Judge or a Judicial Officer

78

25.1%

Plaintiff Did Not Appear For Evidentiary Hearing

85

27.3%

Final Order by STIPULATION OR AGREEMENT Between the Parties

25

8.0%

Petition WITHDRAWN by Plaintiff

72

23.2%

TRANSFERRED to Another Jurisdiction

0

Other

1

0.3%

Cases Processed

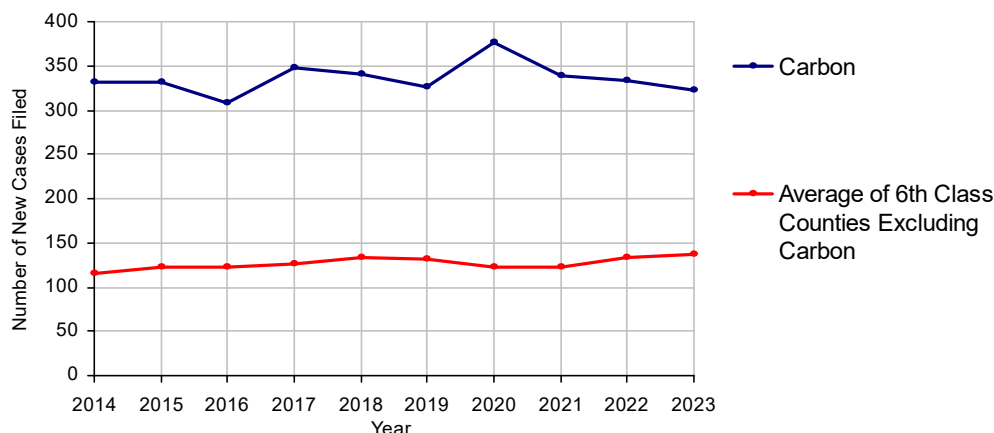
311

100.0%

Cases Pending 12/31/2023

35

PFA New Cases Filed, 2014-2023



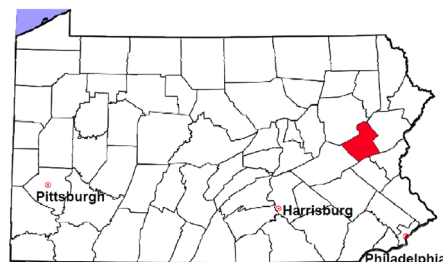
Note. The average of 6th class counties for 2023 excludes Tioga County due to unavailable data.

Carbon County

2023 Population estimate: 65,458

Class of County: 6th

No. of Common Pleas Court Judgeships: 3



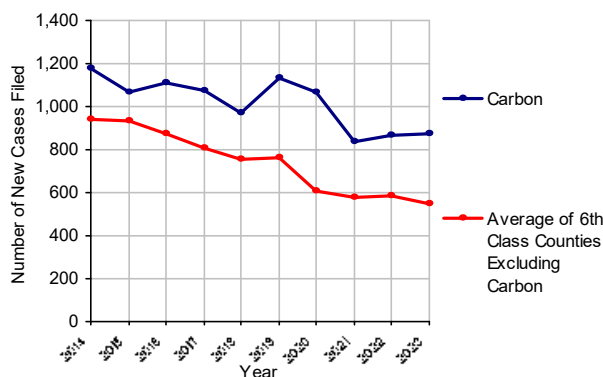
2023 Spousal & Child Support	No. of Petitions
Cases Pending 1/1/2023	140
New Cases Filed in 2023	872
Dockets Transferred In (+)	20
Dockets Transferred Out (-)	25
Cases Available for Processing	1,007
Processed By:	
Judge	17 1.9%
Intake Officer	836 94.8%
Hearing Officer	29 3.3%
Other	0
Cases Processed	882 100.0%
Cases Pending 12/31/2023	125

Data provided by PACSES

2023 Paternity	No. of Cases
Acknowledgements Filed:	
Non-Domestic Relations Section	79 82.3%
During Conference	5 5.2%
Non-Stipulated (post genetic test)	0
Pre-Trial Conference	12 12.5%
Total	96 100.0%
Established:	
Stipulated by Genetic Tests	9 52.9%
Default - Father Failed to Appear	0
Adjudication by Court Proceeding	0
Out of State	8 47.1%
Total	17 100.0%
Cases Pending 12/31/2023	21

Data provided by PACSES

Spousal & Child Support New Cases, 2014-2023



DEFINITIONS:

ACKNOWLEDGEMENTS FILED:

NON-DOMESTIC RELATIONS SECTION: The voluntary Acknowledgement of Paternity by the alleged father.

DURING CONFERENCE: The alleged father signed the Acknowledgement of Paternity-Waiver of Trial (PE-010) at the initial child support conference.

NON-STIPULATED (POST GENETIC TEST): The alleged father signed the Acknowledgement of Paternity-Waiver of Trial after genetic tests were conducted and resulted in the alleged father being determined to be the biological father.

PRE-TRIAL CONFERENCE: The alleged father signed the Acknowledgement of Paternity-Waiver of Trial at the pre-trial conference.

ESTABLISHED:

STIPULATED BY GENETIC TESTS: The alleged father requested genetic tests and signed a stipulation that if the test results had a 99% or higher probability of paternity then the alleged father would be stipulated as the biological father of the child.

DEFAULT - FATHER FAILED TO APPEAR: The alleged father failed to appear after being served for either a support conference, hearing, or genetic test and a default paternity order was entered by the court.

ADJUDICATION BY COURT PROCEEDING: The alleged father was determined to be the biological father of the child through a court proceeding.

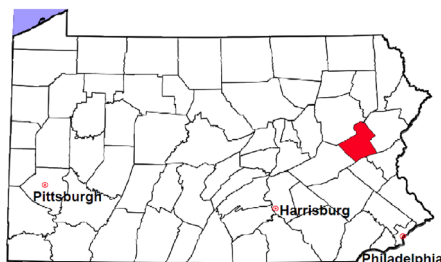
OUT OF STATE: Paternity was established in another state, "Out of state only".

Carbon County

2023 Population Estimate: 65,458

Class of County: 6th

No. of Common Pleas Court Judgeships: 3



2023 Custody/Partial Custody/Visitation

No. of
Petitions

Cases Pending 1/1/2023

103

New Cases Filed in 2023

273

Cases Available for Processing

376

Processed By:

Judge

131

46.0%

Non-Judicial Officer

92

32.3%

Administrative Review/Purge

0

Other

62

21.8%

Cases Processed

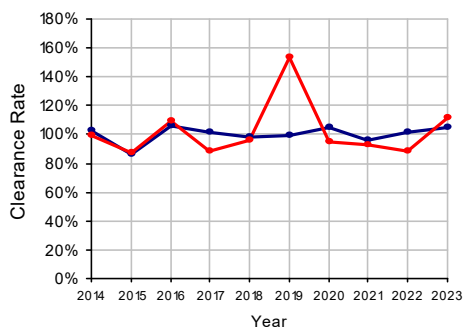
285

100.0%

Cases Pending 12/31/2023

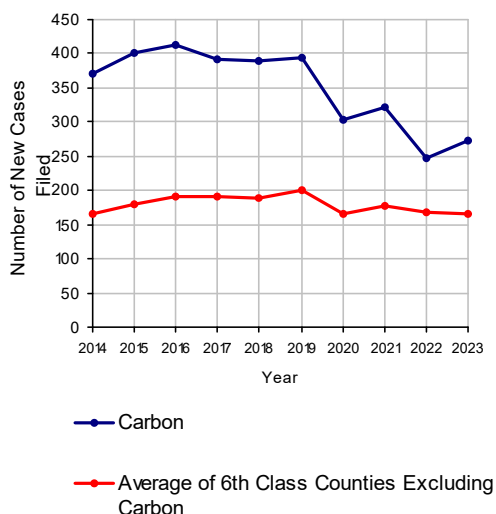
91

Clearance Rate, 2014-2023

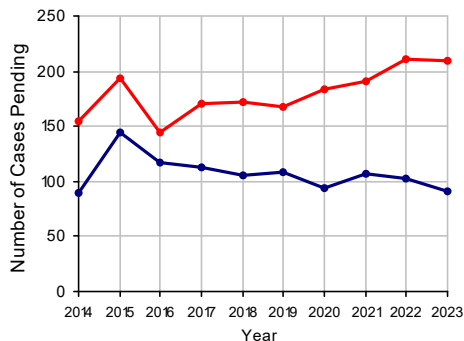


Note: Clearance Rate = Cases Processed / New Cases Filed

Custody/Partial Custody/Visitation New Cases Filed, 2014-2023



Cases Pending at the End of Year, 2014-2023

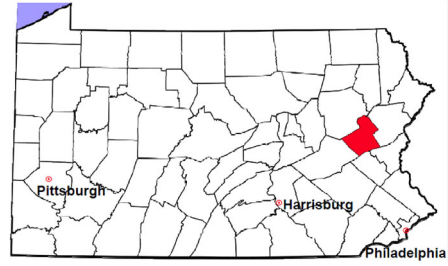


Carbon County

2023 Population estimate: 65,458

Class of County: 6th

No. of Common Pleas Court Judgeships: 3



2023 Divorce

No. of Petitions

Cases Pending 1/1/2023

203

New Cases Filed in 2023

175

Cases Available for Processing

378

Processed By:

Contested Before a Judge

1

0.6%

Contested Before a Non-Judicial Officer

6

3.8%

Uncontested

127

80.4%

Administrative Review/Purge

0

Other

24

15.2%

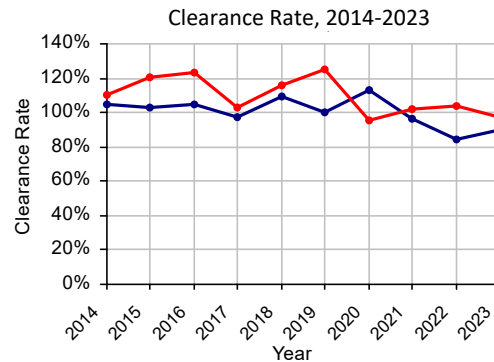
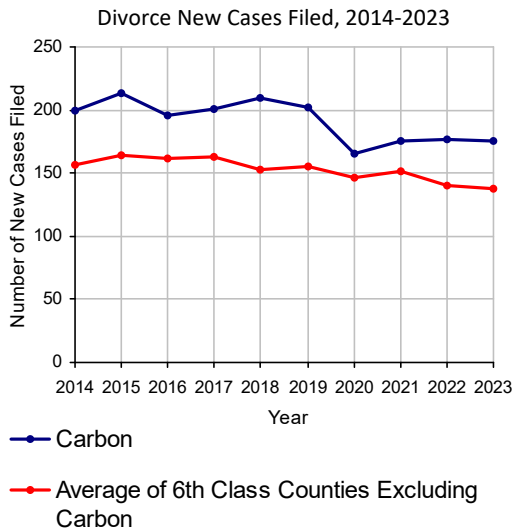
Cases Processed

158

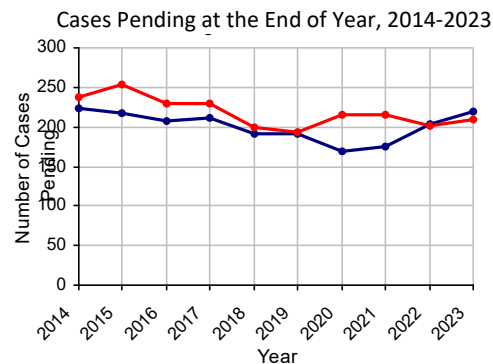
100.0%

Cases Pending 12/31/2023

220



Note: Clearance Rate = Cases Processed / New Cases Filed

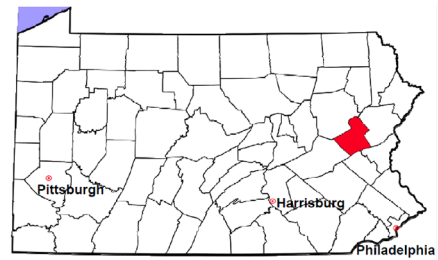


Carbon County

2023 Population estimate: 65,458

Class of County: 6th

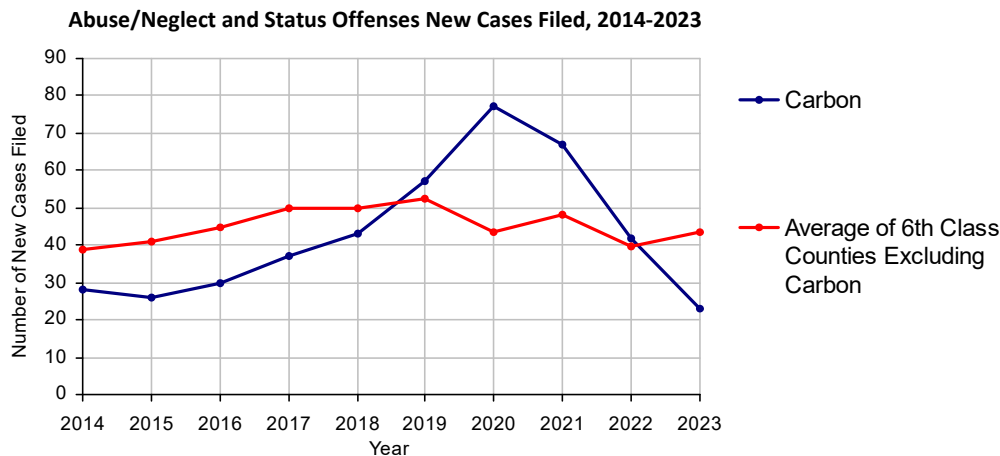
No. of Common Pleas Court Judgeships: 3



2023 Juvenile Dependency - Petitions Pending Adjudication

	Abuse/ Neglect	Status Offenses	Total
Cases Pending 1/1/2023	0	0	0
New Petitions Filed in 2023	23	0	23
Other	6	0	6
Total Petitions Available for Processing	29	0	29
Processed by:			
Adjudicated Dependent			
Judge	8	0	8
Juvenile Court Hearing Officer	20	0	20
Adjudicated NOT Dependent			
Judge	0	0	0
Juvenile Court Hearing Officer	1	0	1
Withdrawn/Dismissed/Inactive	0	0	0
Other	0	0	0
Total Petitions Processed	29	0	29
Cases Pending 12/31/2023	0	0	0

Data provided by CPCMS

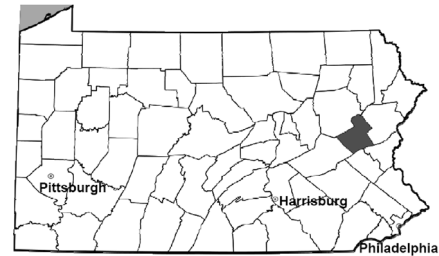


Carbon County

2023 Population estimate: 65,458

Class of County: 6th

No. of Common Pleas Court Judgeships: 3



2023 Juvenile Dependency - Adjudicated Dependent Inventory

	Abuse/ Neglect		Status Offenses		Total	
Cases Pending 1/1/2023	112		0		112	
New Adjudicated Dependent Cases	28		0		28	
Other	1		0		1	
Total Adjudicated Dependent Cases	141		0		141	
<u>Court Supervision Terminated:</u>						
Family Reunification	17	30.4%	0		17	30.4%
Adoption	5	8.9%	0		5	8.9%
Placement with a Relative/Guardian	20	35.7%	0		20	35.7%
Aged Out	8	14.3%	0		8	14.3%
Other Permanency Outcomes*	5	8.9%	0		5	8.9%
Other**	1	1.8%	0		1	1.8%
Total Adjudicated Dependent Cases Terminated	56	100.0%	0	100.0%	56	100.0%
Cases Pending 12/31/2023	85		0		85	

Data provided by CPCMS

* Other Permanency Outcomes include: adjudicated delinquent, death due to natural causes, emancipation, permanent living arrangement, and parent has come forward.

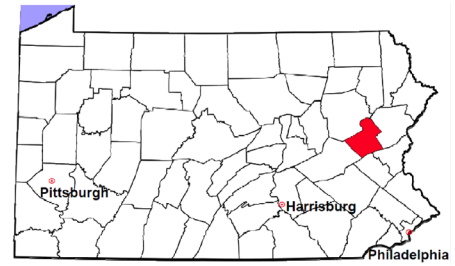
** Other includes cases where court supervision is terminated due to transfer out of jurisdiction, withdrawal and administrative closure.

Carbon County

2023 Population estimate: 65,458

Class of County: 6th

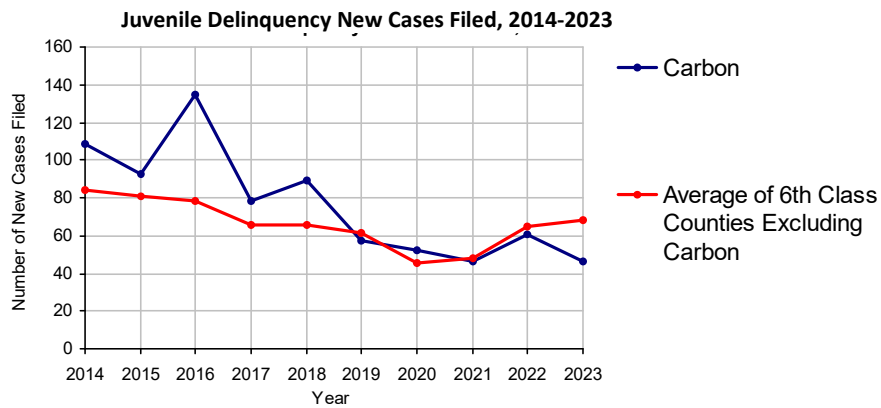
No. of Common Pleas Court Judgeships: 3



2023 Juvenile Delinquency - Cases Pending Disposition

Begin Pending	34
New Cases	46
Consent Decree Revoked	0
Informal Adjustment Program Revoked	0
Alternative Program Revoked	0
Warrant Returned	1
Other	7
Total Cases Available for Disposition	88
Warrant Issued	5
Disposed by:	
Adjudicated Delinquent by a Judge	6
Adjudicated Delinquent by a Juvenile Court Hearing Officer	0
Consent Decree Entered	28
Informal Adjustment Program Entered	3
Warned and Counseled (Pre-Petition)	7
Dismissed/Withdrawn/Transferred	16
Transferred to Criminal Court	0
Other	0
Total Cases Disposed	60
End Pending	23

Data provided by CPCMS



Carbon County

2023 Population: 65,458
Class of County: 6th
No. of Common Pleas Judgeships: 3

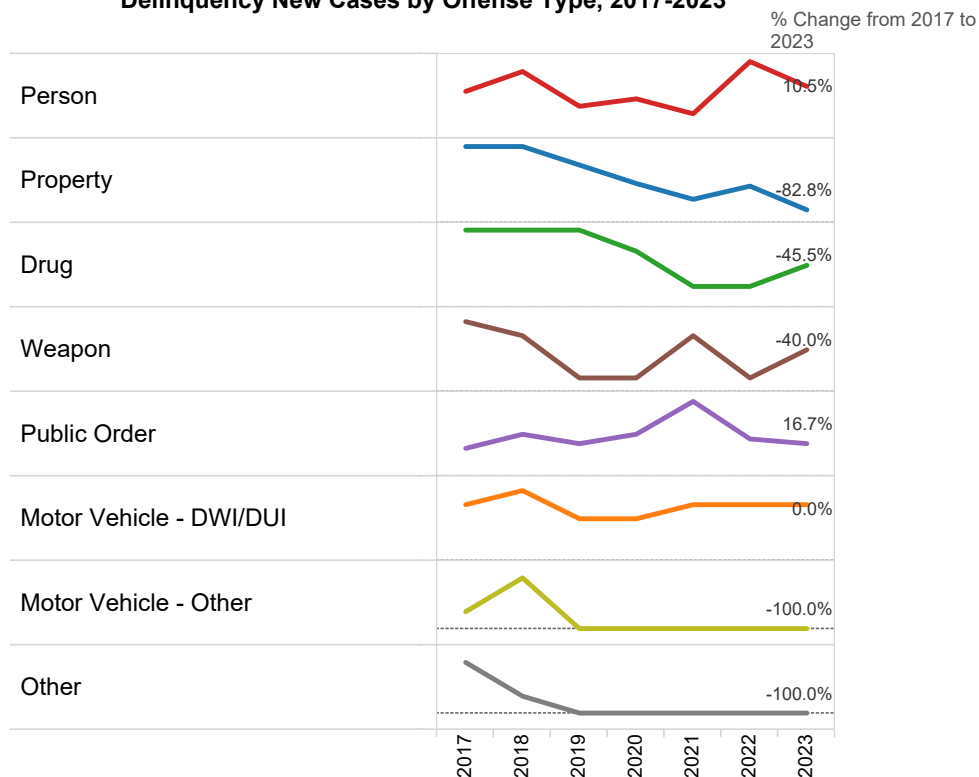


2023 Delinquency - New Cases by Offense Type

Case Type	Felony	Misdemeanor	Summary	Total	
Person	13	8	0	21	45.7%
Property	3	2	0	5	10.9%
Drug	0	6	0	6	13.0%
Weapon	1	2	0	3	6.5%
Public Order	0	6	1	7	15.2%
Motor Vehicle - DWI/DUI	0	4	0	4	8.7%
Motor Vehicle - Other	0	0	0	0	0.0%
Other	0	0	0	0	0.0%
Total	17	28	1	46	100.0%
	37.0%	60.9%	2.2%	100.0%	

Data provided by CPCMS

Delinquency New Cases by Offense Type, 2017-2023

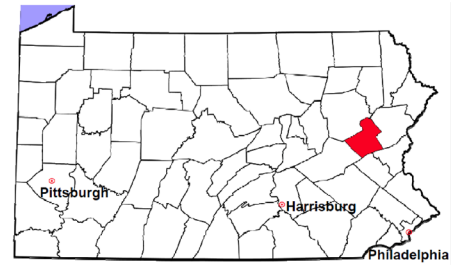


Carbon County

2023 Population estimate: 65,458

Class of County: 6th

No. of Common Pleas Court Judgeships: 3



2023 Juvenile Delinquency - Formal Dispositions

Begin Pending	17
Adjudicated Delinquent by a Judge	6
Adjudicated Delinquent by a Juvenile Court Hearing Officer	0
Warrant Returned	0
Other	2
Total Adjudicated Delinquent Cases	25
Warrant Issued	0
Court Supervision Terminated:	
Conditions Satisfied	5
Compelling Reasons	1
Reached Age 21	0
Transferred to Another Juvenile Court	0
Other	1
Total Adjudicated Delinquent Cases Terminated	7
End Pending	18

(R) - Revised

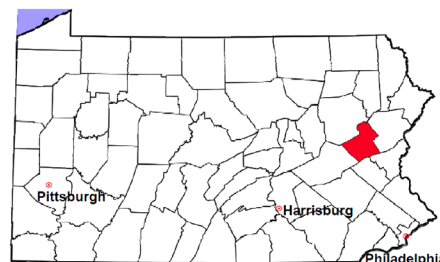
Data provided by CPCMS

Carbon County

2023 Population estimate: 65,458

Class of County: 6th

No. of Common Pleas Court Judgeships: 3



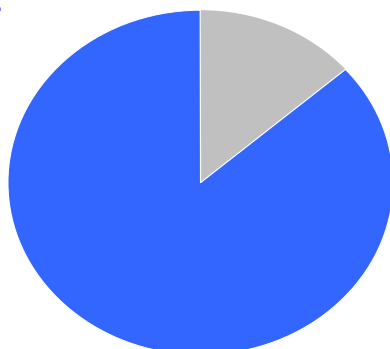
2023 Juvenile Delinquency - Informal Dispositions

Pending Consent Decrees	19
Pending Informal Adjustments	0
New Consent Decrees	28
New Informal Adjustments	3
Warrant Returned	0
Other	0
Cases Informally Disposed	50
Warrant Issued	0
Terminated by:	
Consent Decree Completed	22
Informal Adjustment Completed	1
Consent Decree Revoked	0
Informal Adjustment Program Revoked	0
Other	3
Total Informally Disposed Cases Terminated	26
End Pending	24

(R) - Revised

Data provided by CPCMS

Informal Dispositions: **86%**



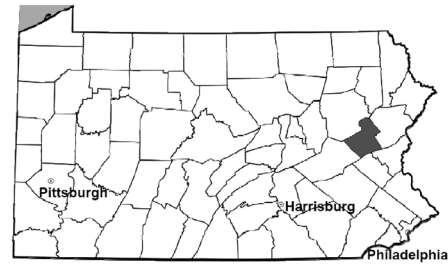
Delinquency Cases are disposed either formally, at a proceeding held before a judge or hearing officer, or informally without a proceeding. Informal dispositions include informal adjustments supervised by a juvenile probation officer; consent decrees agreed upon with the District Attorney after a petition is filed; or other pre-petition process by the juvenile probation department.

Carbon County

2023 Population estimate: 65,458

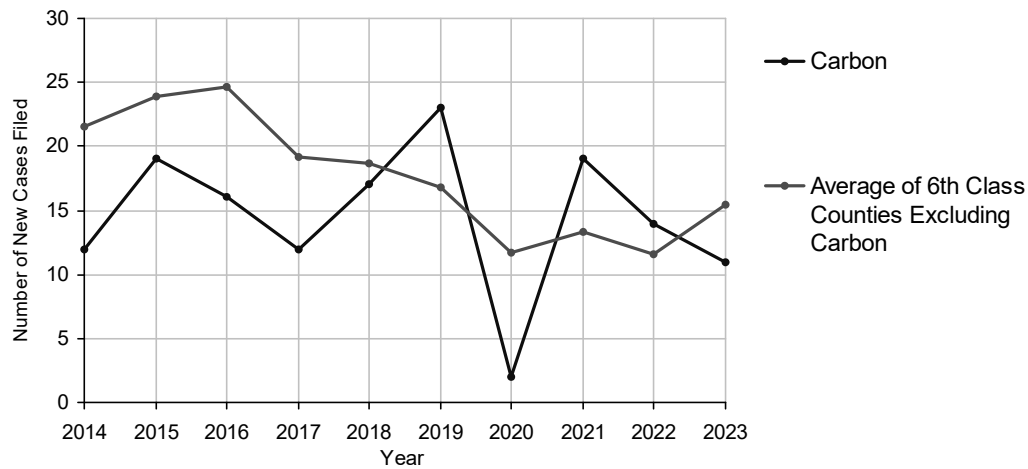
Class of County: 6th

No. of Common Pleas Court Judgeships: 3



2023 Accounts	No. of Cases	
Cases Pending 1/1/2023	14	
New Cases Filed in 2023	11	
Cases Available for Processing	25	
Processed By:		
Contested before a Judge	1	7.1%
Contested before a Non-Judicial Officer	0	
Uncontested	13	92.9%
Other	0	
Cases Processed	14	100.0%
Cases Pending 12/31/2023	11	

Accounts New Cases Filed, 2014-2023

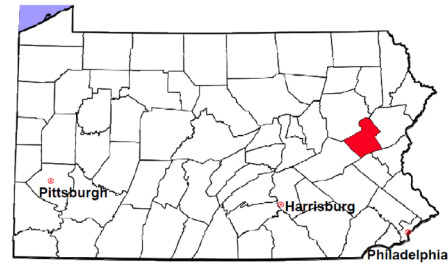


Carbon County

2023 Population estimate: 65,458

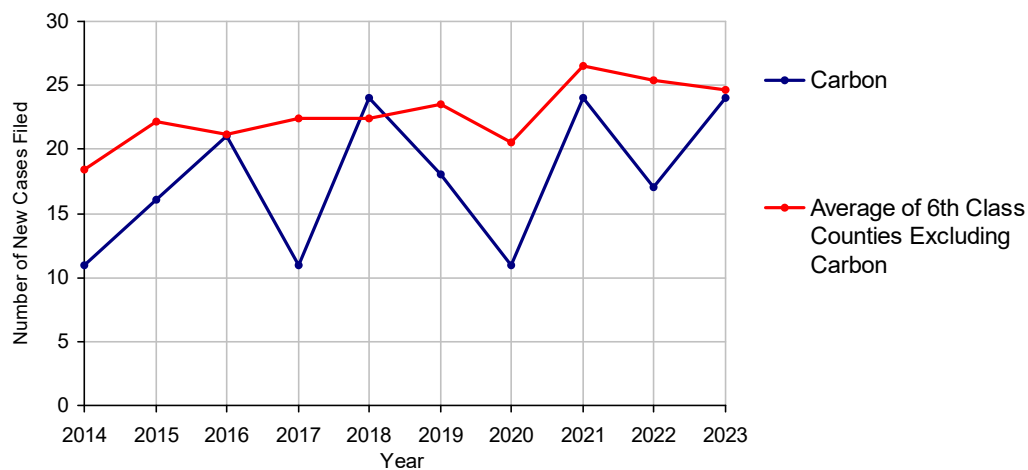
Class of County: 6th

No. of Common Pleas Court Judgeships: 3



2023 Adoptions		No. of Cases	
Cases Pending 1/1/2023		3	
New Cases Filed in 2023		24	
Cases Available for Processing		27	
Processed By:			
Contested before a Judge	Granted	0	
	Denied	0	
Uncontested	Granted	21	95.5%
	Denied	0	
Other		1	4.5%
Cases Processed		22	100.0%
Cases Pending 12/31/2023		5	

Adoptions New Cases Filed, 2014-2023

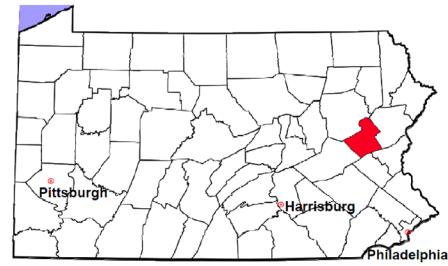


Carbon County

2023 Population estimate: 65,458

Class of County: 6th

No. of Common Pleas Court Judgeships: 3



2023 Relinquishments/Terminations

No. of
Cases

Cases Pending 1/1/2023

12

New Cases Filed in 2023

10

Cases Available for Processing

22

Processed By:

Contested before a Judge

1 5.3%

Uncontested

16 84.2%

Other

2 10.5%

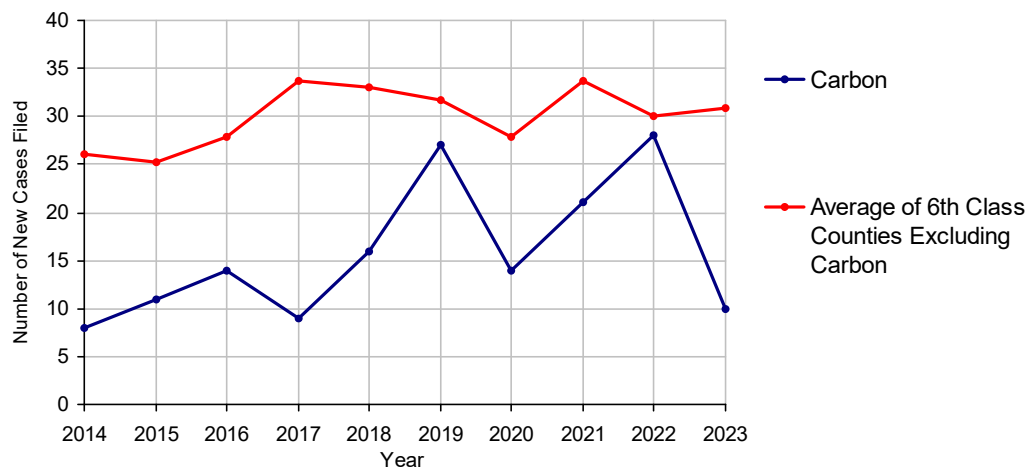
Cases Processed

19 100.0%

Cases Pending 12/31/2023

3

Relinquishments/Terminations New Cases Filed, 2014-2023

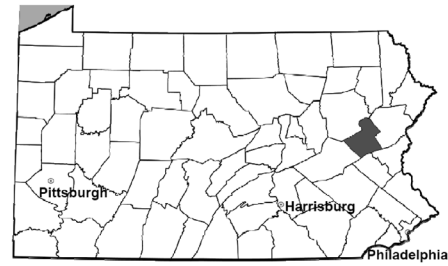


Carbon County

2023 Population estimate: 65,458

Class of County: 6th

No. of Common Pleas Court Judgeships: 3



2023 Appointment of Guardians

**No. of
Cases**

Cases Pending 1/1/2023

0

New Cases Filed in 2023

22

Cases Available for Processing

22

Processed By:

Contested before a Judge

0

Uncontested

17 85.0%

Other

3 15.0%

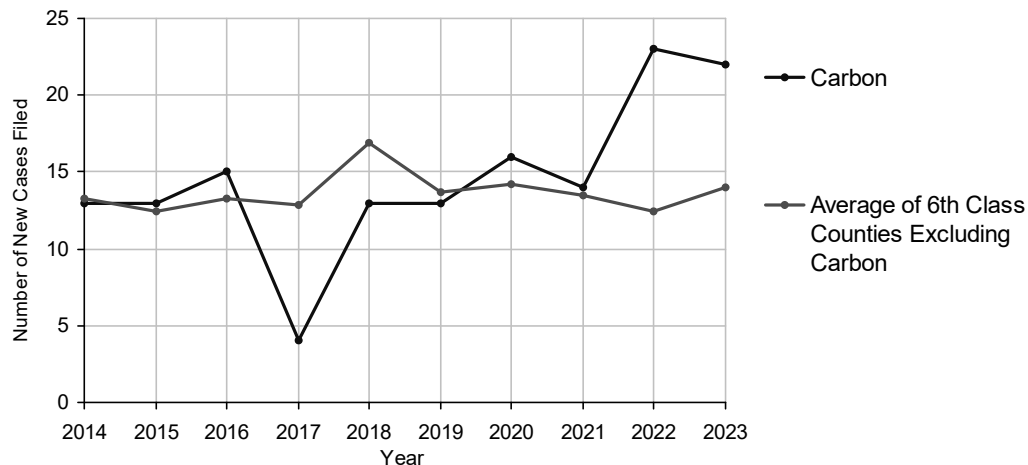
Cases Processed

20 100.0%

Cases Pending 12/31/2023

2

Appointment of Guardians New Cases Filed, 2014-2023

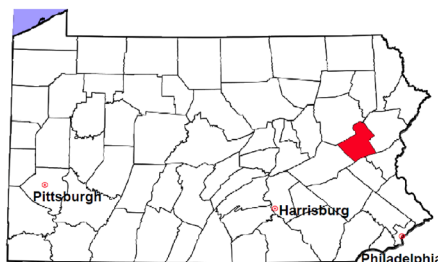


Carbon County

2023 Population estimate: 65,458

Class of County: 6th

No. of Common Pleas Court Judgeships: 3



2023 Jury Yield and Utilization

Jury Yield

Qualification Questionnaires/Summonses Mailed:	5,200	A		
Returned Undeliverable:	386	B	7.4%	Of Qualification Questionnaires/ Summonses Mailed
Not Responded to:	412	C	7.9%	
the Number of Prospective Jurors:				
Disqualified:	952	D	18.3%	
Exempted:	244	E	4.7%	
Excused:	1,840	F	35.4%	
Deferred to New Term:	201	G	3.9%	
Deferred from Previous Term:	143	H	2.8%	
Total Number of Qualified Jurors Available for Service:	1,308	I	25.2%	
$I=A-B-C-D-E-F-G+H$				

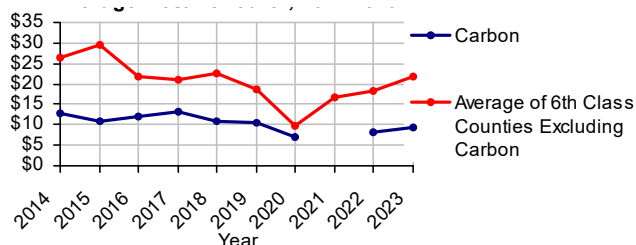
Jury Utilization

the Number of Jurors:				
Reporting for Service:	835	63.8%	Of Jurors Qualified and Available	
Told Not to Report for Service:	47	3.6%		
Sent to Courtroom for Jury Selection (Voir Dire):	783	93.8%	Of Jurors Reporting for Service	
Impaneled or Sworn (jurors/alternates):	154	18.4%		
Removed for Cause/Hardship:	190			
Removed by Peremptory Challenge:	144			
Number of Jury Trials Started:	10			
Pool Days:	9			
Zero Panel Days	0			(Of Pool Days)

Jury Costs

Total Annual Budget for Juror Operations:	\$49,222.00	J
Average Cost Per Juror:	\$9.47	K
$K = J/A$		

Average Cost Per Juror, 2014-2023



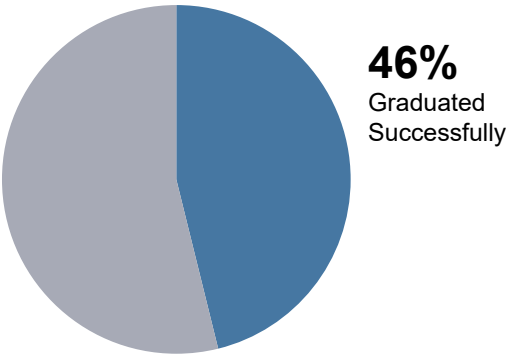
Carbon County

2023 Problem Solving Courts

13 Discharges

10 Admissions

Of All Court Participants Discharged:



Adult Drug Court

10

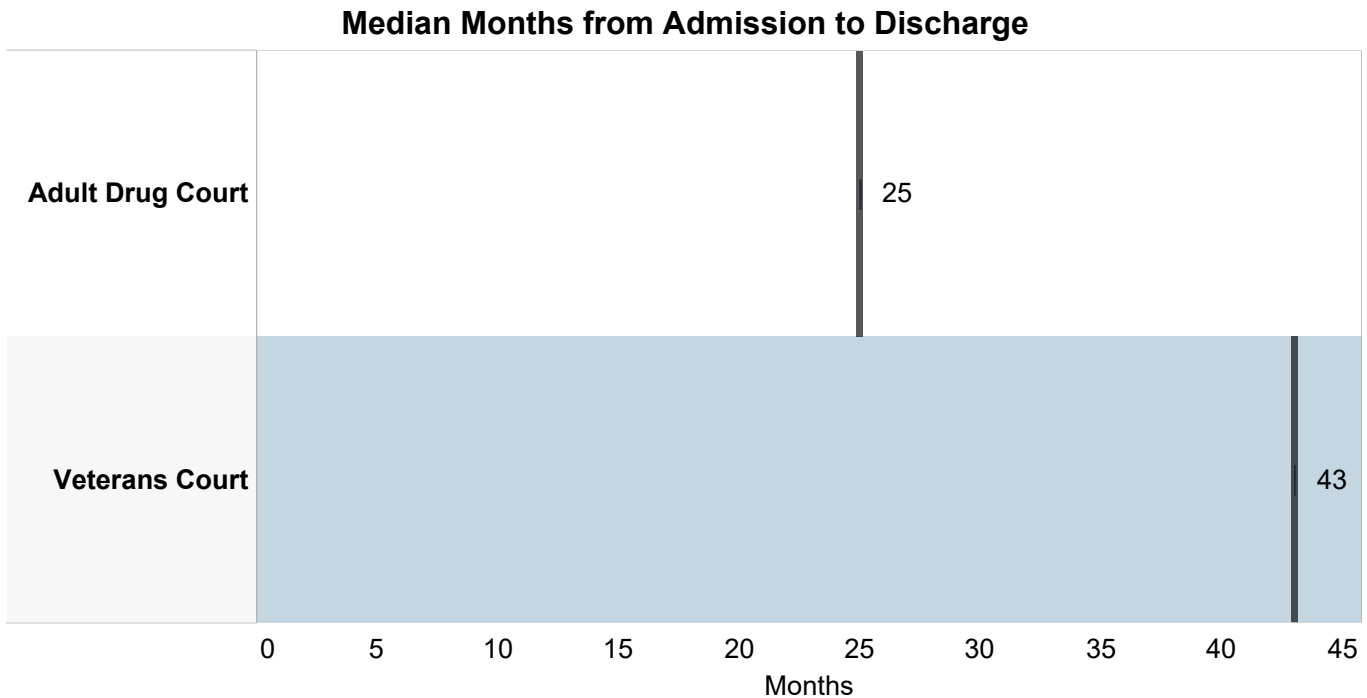


Discharge Reason

	Successfully Completed	Unsuccessful /Non-Compliant	Unsuccessful /Absconded	Other	Total Discharges
Adult Drug Court	5 (45.5%)	3 (27.3%)	2 (18.2%)	1 (9.1%)	11 (100.0%)
Veterans Court	1 (50.0%)	1 (50.0%)			2 (100.0%)

Carbon County


2023 Problem Solving Courts



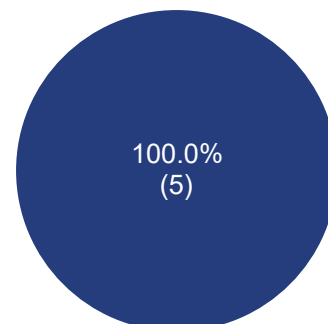
Among successful graduates, there was a 25% increase in employment.

100% of the employed successful graduates were employed full time:

Employed (N=6)



(N=5)



■ Employed Full Time

DEPARTMENT OF RESEARCH & STATISTICS

KIM NIEVES, PH.D.

DIRECTOR

ANDREW GINDER, MPA

ASSISTANT DIRECTOR

YAN LIU, M.S.

SENIOR STATISTICAL ANALYST

SASANKA ADIKARI, PH.D

DATA SCIENTIST

AMANDA PEREIRA

RESEARCH ASSISTANT