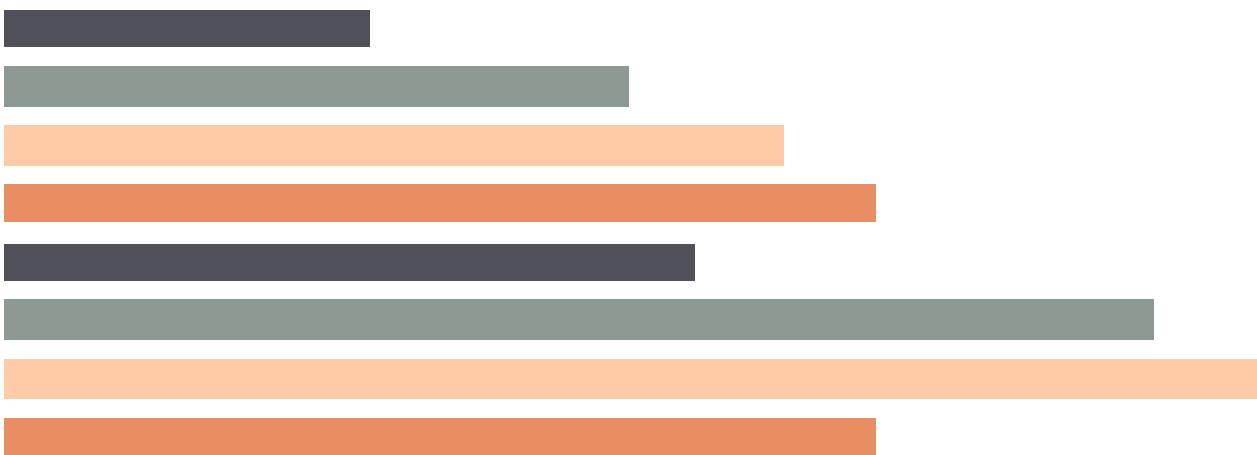
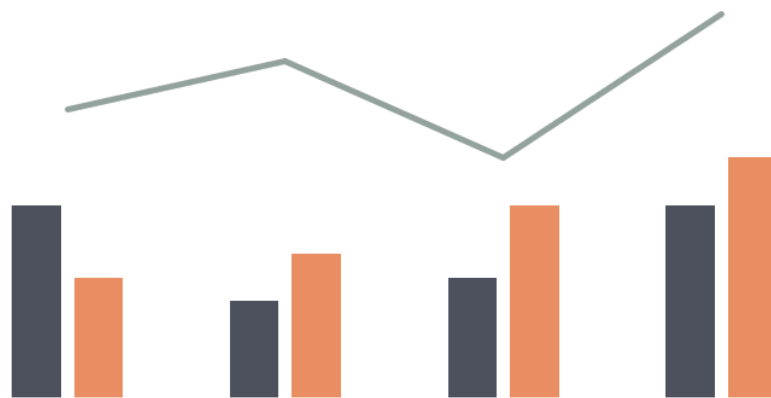
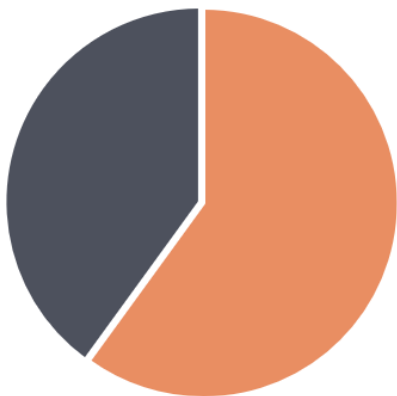


2023 Clarion County

Court of Common Pleas
Caseload Statistics for



We are pleased to provide you with a copy of the 2023 County Caseload Display pages. They can also be viewed on the AOPC webpage at www.pacourts.us in the *News & Statistics* section under *Research & Statistics*.

Should you have any questions or comments, please do not hesitate to contact me at 717.231.3300 .

Sincerely,

A handwritten signature in black ink, appearing to read 'Sasanka', is written over a horizontal line. There are some small marks below the line, possibly initials or a date.

Sasanka Adikari, Ph.D.
Data Scientist
Department of Research and Statistics

Table of Contents

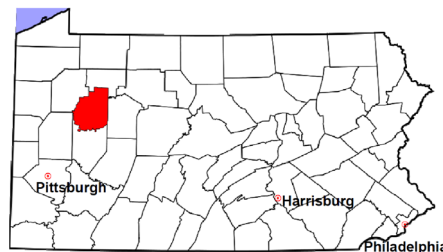
CPCMS Criminal	Page 1
CPCMS Criminal - New Cases by Case Type.....	Page 2
Civil.....	Page 3
Civil - Docketed Cases Listed by Case Type.....	Page 4
Protection From Abuse	Page 5
Spousal & Child Support and Paternity	Page 6
Custody/Partial Custody/Visitation.....	Page 7
Divorce	Page 8
Juvenile Dependency - Active Dependent Inventory	Page 9
Juvenile Dependency - Adjudicated Dependent Inventory	Page 10
Juvenile Delinquency - Cases Pending Disposition.....	Page 11
Juvenile Delinquency - New Cases by Case Type	Page 12
Juvenile Delinquency - Formal Dispositions	Page 13
Juvenile Delinquency - Informal Dispositions	Page 14
Accounts.....	Page 15
Adoptions.....	Page 16
Relinquishments/Terminations	Page 17
Appointment of Guardians	Page 18
Jury Yield and Utilization	Page 19
Problem Solving Courts.....	Pages 20-21

Clarion County

2023 Population estimate: 36,970

Class of County: 6th

No. of Common Pleas Court Judgeships: 1



2023 Criminal No. of Cases

Cases Pending 1/1/2023	221
New Cases Filed in 2023	520
Reopened Cases	17
Cases Available for Processing	758

Processed by:

Withdrawn/Dismissed	59	10.1%
Diversionsary Disposition*	116	19.9%
Guilty Plea	366	62.9%
Non-Jury Trial	6	1.0%
Jury Trial	12	2.1%
Inactive	20	3.4%
Other	3	0.5%
Total Cases Processed	582	100.0%

Cases Pending 12/31/2023 **176**

Cases Awaiting Sentencing 53

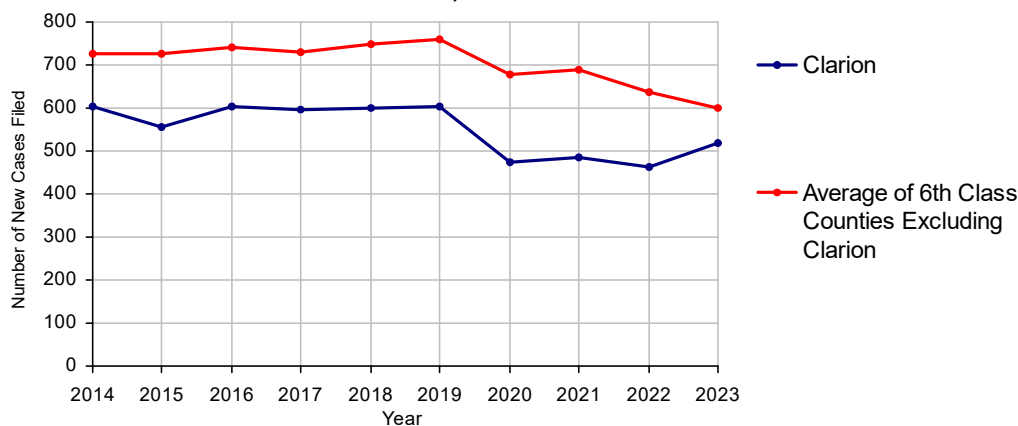
Data provided by CPCMS

* Includes other diversionsary programs such as Veterans Court.

Age of Pending Cases as of 12/31/2023

0-60 Days	68	38.6%
61-120 Days	55	31.3%
121-180 Days	36	20.5%
181-240 Days	3	1.7%
241-300 Days	9	5.1%
301-360 Days	1	0.6%
Over 360 Days	4	2.3%
Total	176	100.0%

Criminal New Cases, 2014-2023



Clarion County

2023 Population: 36,970
Class of County: 6th
No. of Common Pleas Judgeships: 1

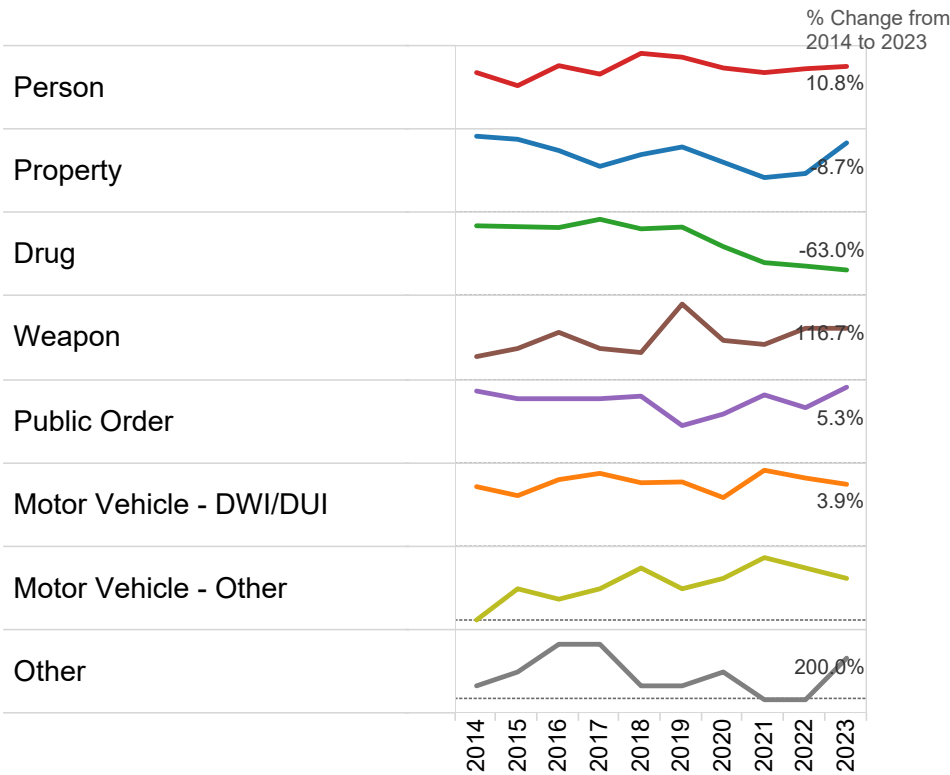


2023 Criminal - New Cases by Offense Type

Case Type	Felony	Misdemeanor	Summary	Total	
Person	34	48	0	82	15.8%
Property	74	63	0	137	26.3%
Drug	26	34	0	60	11.5%
Weapon	5	8	0	13	2.5%
Public Order	28	32	0	60	11.5%
Motor Vehicle - DWI/DUI	5	156	0	161	31.0%
Motor Vehicle - Other	1	3	0	4	0.8%
Other	3	0	0	3	0.6%
Total	176	344	0	520	100.0%
	33.8%	66.2%	0.0%	100.0%	

Data provided by CPCMS

Criminal New Cases by Offense Type, 2014-2023

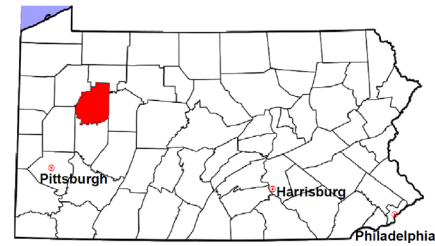


Clarion County

2023 Population estimate: 36,970

Class of County: 6th

No. of Common Pleas Court Judgeships: 1

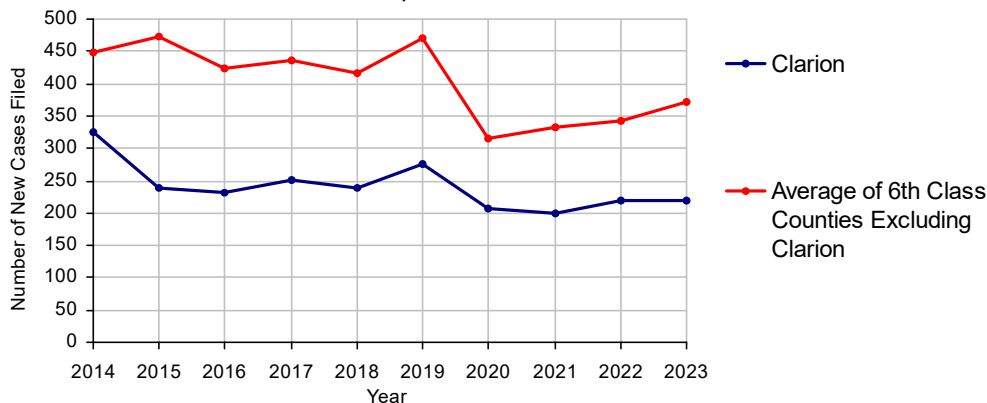


2023 Civil	Civil Action	Other	Total
Cases Pending 1/1/2023	189	232	421
Docketed Cases	114	106	220
Arbitration Appeals	0	0	0
Transferred In	0	0	0
Returned to Active	0	0	0
Cases Available for Processing	303	338	641
Processed By:			
Default Judgments	80	24	104
Cases Decided by Arbitration Board	1	0	1
Dispositive Motions	4	8	12
Settlements	7	4	11
Moved to Inactive Status	0	0	0
Transferred/Withdrawn	1	3	4
Dismissed/Discontinued	46	44	90
Administrative Purge	15	17	32
Other	3	14	17
Jury Trial	0	0	0
Non-Jury Trial	0	2	2
Total Cases Processed	157	116	273
Cases Pending 12/31/2023	146	222	368

Age of Pending Cases as of 12/31/2023 (Civil Action Only)

0-6 months	53	36.3%
7-12 months	19	13.0%
13-18 months	17	11.6%
19-24 months	20	13.7%
25-30 months	12	8.2%
31-36 months	5	3.4%
37-42 months	9	6.2%
43-48 months	3	2.1%
49-54 months	4	2.7%
55-60 months	2	1.4%
61-66 months	2	1.4%
67-72 months	0	
Over 72 months	0	
Total	146	100.0%

Docketed Cases, 2014-2023

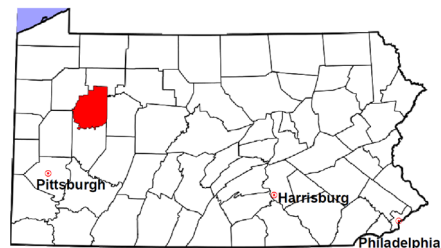


Clarion County

2023 Population estimate: 36,970

Class of County: 6th

No. of Common Pleas Court Judgeships: 1



2023 Civil - Docketed Cases Listed by Case Type

TORT 18 8.2%

(does not include mass tort)

Intentional	1
Malicious Prosecution	0
Motor Vehicle	12
Nuisance	0
Premise Liability	2
Product Liability	0
Slander/Libel/Defamation	0
Other	3

MASS TORT 0

Asbestos	0
Tobacco	0
Toxic Tort - DES	0
Toxic Tort - Implant	0
Toxic Waste	0
Other	0

PROFESSIONAL LIABILITY 4 1.8%

Dental	0
Legal	0
Medical Malpractice	2
Other	2

CONTRACT 90 40.9%

(does not include judgments)

Buyer Plaintiff	1
Debt Collection: Credit Card	63
Debt Collection: Other	24
Employment Dispute: Discrimination	0
Employment Dispute: Other	0
Other	2

Of the Docketed Cases:

Pro Se Filings:	21	9.5%	Class Action Suits:	0	MDJ Appeals:	19	8.6%
-----------------	----	------	---------------------	---	--------------	----	------

*Civil Other

REAL PROPERTY 55 25.0%

Ejectment*	1
Eminent Domain/Condemnation*	0
Ground Rent	0
Landlord/Tenant Dispute	2
Mortgage Foreclosure:	
Residential*	29
Commercial*	9
Partition of Real Property*	3
Quiet Title*	0
Other*	11

CIVIL APPEALS 28 12.7%

- Administrative Agencies

Board of Assessment*	0
Board of Elections*	0
Dept. of Transportation*	17
Zoning Board*	0
Statutory Appeal - Other*	4
Other*	7

MISCELLANEOUS 25 11.4%

Common Law/	
Statutory Arbitration*	0
Declaratory Judgment*	0
Mandamus*	0
Non-Domestic Relations	
Restraining Order*	2
Quo Warranto*	0
Replevin*	1
Other*	22

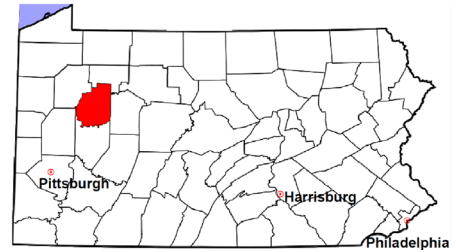
TOTAL DOCKETED CASES: 220 100.0%

Clarion County

2023 Population estimate: 36,970

Class of County: 6th

No. of Common Pleas Court Judgeships: 1



2023 Protection From Abuse

No. of
Petitions

Cases Pending 1/1/2023

2

New Cases Filed in 2023

38

Of these, Petitions Requesting Temporary Orders: 38 (100.0%)

Temporary Orders DENIED: 1 (2.6%), Temporary Orders GRANTED: 37 (97.4%)

Cases Available for Processing

40

Processed By:

Temporary Order DENIED After Ex Parte Hearing and No Evidentiary Hearing Scheduled

1

2.6%

Temporary Order DISMISSED After Evidentiary Hearing and No Final Order Entered

2

5.3%

Final Order DENIED After Evidentiary Hearing Before a Judge or a Judicial Officer

0

Final Order GRANTED After Evidentiary Hearing Before a Judge or a Judicial Officer

31

81.6%

Plaintiff Did Not Appear For Evidentiary Hearing

0

Final Order by STIPULATION OR AGREEMENT Between the Parties

0

Petition WITHDRAWN by Plaintiff

4

10.5%

TRANSFERRED to Another Jurisdiction

0

Other

0

Cases Processed

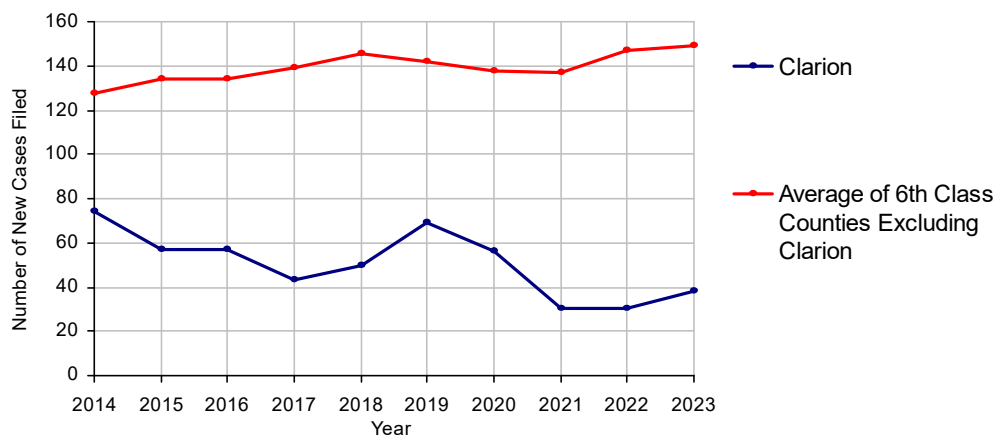
38

100.0%

Cases Pending 12/31/2023

2

PFA New Cases Filed, 2014-2023



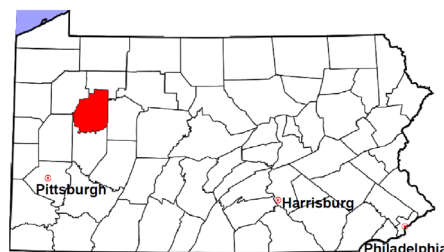
Note. The average of 6th class counties for 2023 excludes Tioga County due to unavailable data.

Clarion County

2023 Population estimate: 36,970

Class of County: 6th

No. of Common Pleas Court Judgeships: 1



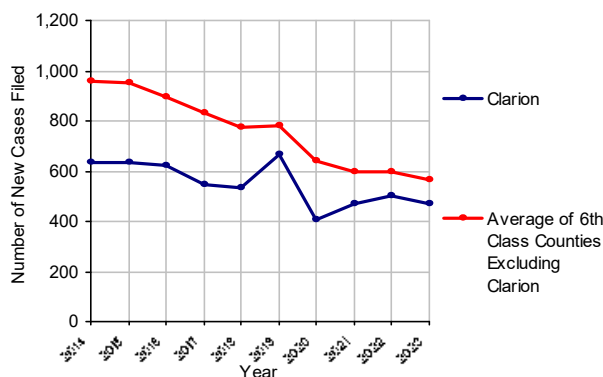
2023 Spousal & Child Support	No. of Petitions
Cases Pending 1/1/2023	63
New Cases Filed in 2023	472
Dockets Transferred In (+)	12
Dockets Transferred Out (-)	16
Cases Available for Processing	531
Processed By:	
Judge	9 1.8%
Intake Officer	467 94.9%
Hearing Officer	16 3.3%
Other	0
Cases Processed	492 100.0%
Cases Pending 12/31/2023	39

Data provided by PACSES

2023 Paternity	No. of Cases
Acknowledgements Filed:	
Non-Domestic Relations Section	42 73.7%
During Conference	2 3.5%
Non-Stipulated (post genetic test)	5 8.8%
Pre-Trial Conference	8 14.0%
Total	57 100.0%
Established:	
Stipulated by Genetic Tests	16 64.0%
Default - Father Failed to Appear	0
Adjudication by Court Proceeding	0
Out of State	9 36.0%
Total	25 100.0%
Cases Pending 12/31/2023	5

Data provided by PACSES

Spousal & Child Support New Cases, 2014-2023



DEFINITIONS:

ACKNOWLEDGEMENTS FILED:

NON-DOMESTIC RELATIONS SECTION: The voluntary Acknowledgement of Paternity by the alleged father.

DURING CONFERENCE: The alleged father signed the Acknowledgement of Paternity-Waiver of Trial (PE-010) at the initial child support conference.

NON-STIPULATED (POST GENETIC TEST): The alleged father signed the Acknowledgement of Paternity-Waiver of Trial after genetic tests were conducted and resulted in the alleged father being determined to be the biological father.

PRE-TRIAL CONFERENCE: The alleged father signed the Acknowledgement of Paternity-Waiver of Trial at the pre-trial conference.

ESTABLISHED:

STIPULATED BY GENETIC TESTS: The alleged father requested genetic tests and signed a stipulation that if the test results had a 99% or higher probability of paternity then the alleged father would be stipulated as the biological father of the child.

DEFAULT - FATHER FAILED TO APPEAR: The alleged father failed to appear after being served for either a support conference, hearing, or genetic test and a default paternity order was entered by the court.

ADJUDICATION BY COURT PROCEEDING: The alleged father was determined to be the biological father of the child through a court proceeding.

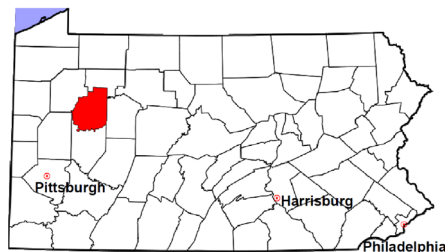
OUT OF STATE: Paternity was established in another state, "Out of state only".

Clarion County

2023 Population Estimate: 36,970

Class of County: 6th

No. of Common Pleas Court Judgeships: 1



2023 Custody/Partial Custody/Visitation

No. of
Petitions

Cases Pending 1/1/2023

29

New Cases Filed in 2023

97

Cases Available for Processing

126

Processed By:

Judge

23

24.5%

Non-Judicial Officer

18

19.1%

Administrative Review/Purge

0

Other

53

56.4%

Cases Processed

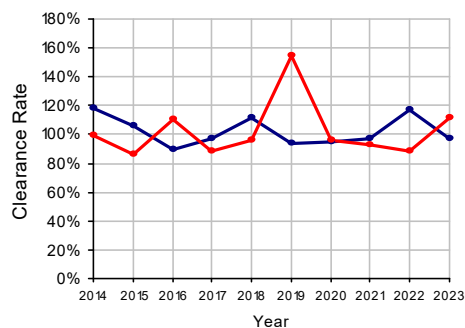
94

100.0%

Cases Pending 12/31/2023

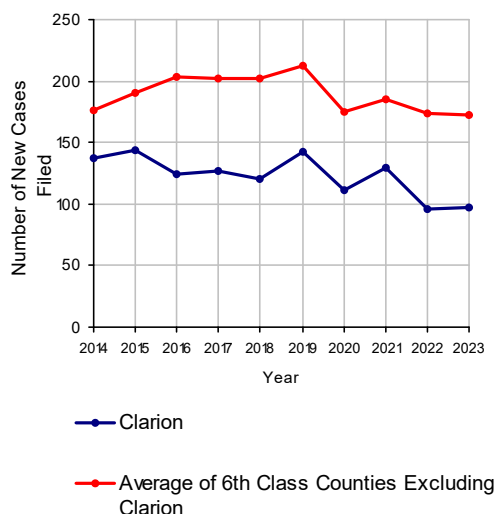
32

Clearance Rate, 2014-2023

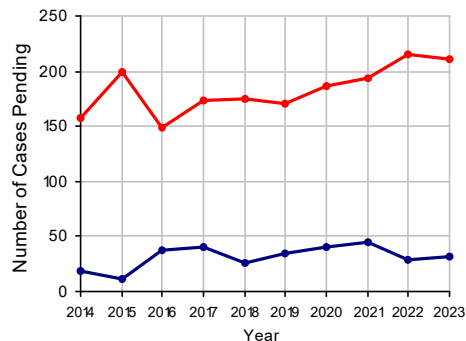


Note: Clearance Rate = Cases Processed / New Cases Filed

Custody/Partial Custody/Visitation New Cases Filed, 2014-2023



Cases Pending at the End of Year, 2014-2023

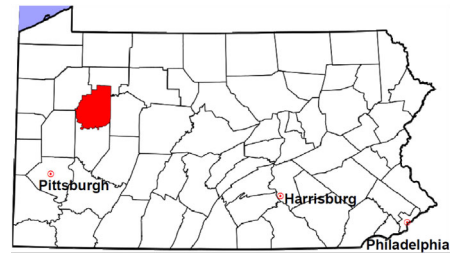


Clarion County

2023 Population estimate: 36,970

Class of County: 6th

No. of Common Pleas Court Judgeships: 1



2023 Divorce

No. of Petitions

Cases Pending 1/1/2023

143

New Cases Filed in 2023

83

Cases Available for Processing

226

Processed By:

Contested Before a Judge

1

1.5%

Contested Before a Non-Judicial Officer

1

1.5%

Uncontested

59

86.8%

Administrative Review/Purge

7

10.3%

Other

0

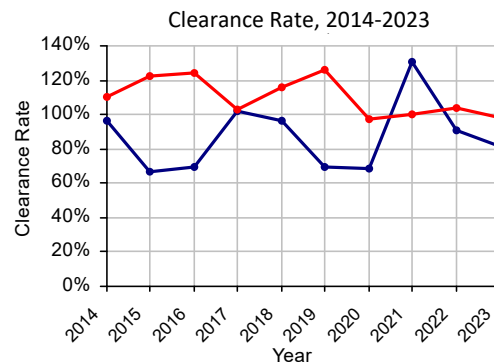
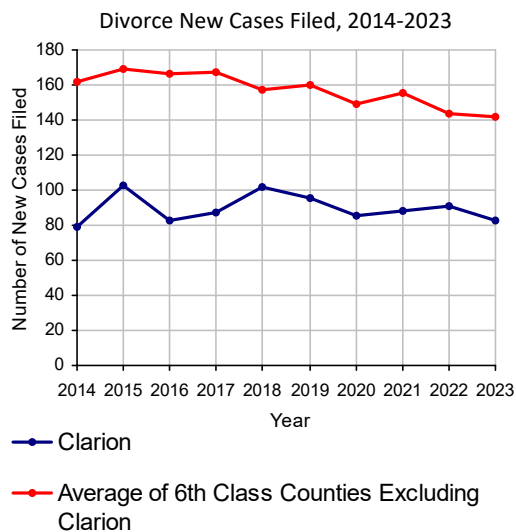
Cases Processed

68

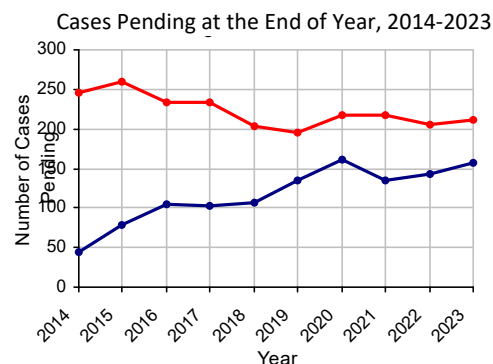
100.0%

Cases Pending 12/31/2023

158



Note: Clearance Rate = Cases Processed / New Cases Filed

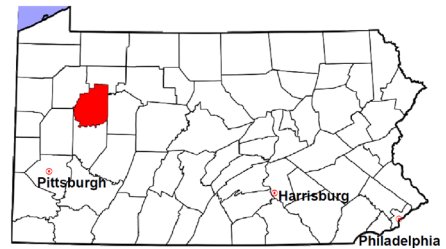


Clarion County

2023 Population estimate: 36,970

Class of County: 6th

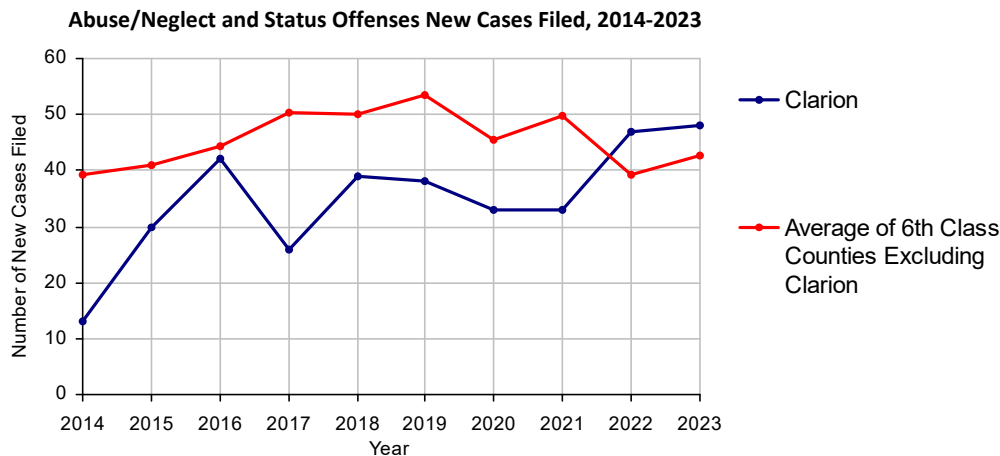
No. of Common Pleas Court Judgeships: 1



2023 Juvenile Dependency - Petitions Pending Adjudication

	Abuse/ Neglect	Status Offenses	Total
Cases Pending 1/1/2023	5	2	7
New Petitions Filed in 2023	43	5	48
Other	17	0	17
Total Petitions Available for Processing	65	7	72
Processed by:			
Adjudicated Dependent			
Judge	57	6	63
Juvenile Court Hearing Officer	0	0	0
Adjudicated NOT Dependent			
Judge	0	0	0
Juvenile Court Hearing Officer	0	0	0
Withdrawn/Dismissed/Inactive	0	1	1
Other	8	0	8
Total Petitions Processed	65	7	72
Cases Pending 12/31/2023	0	0	0

Data provided by CPCMS

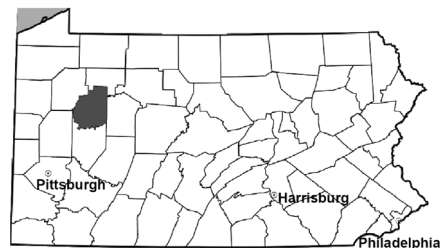


Clarion County

2023 Population estimate: 36,970

Class of County: 6th

No. of Common Pleas Court Judgeships: 1



2023 Juvenile Dependency - Adjudicated Dependent Inventory

	Abuse/ Neglect	Status Offenses	Total
Cases Pending 1/1/2023	51	0	51
New Adjudicated Dependent Cases	57	6	63
Other	0	0	0
Total Adjudicated Dependent Cases	108	6	114

Court Supervision Terminated:

Family Reunification	13	39.4%	0	13	37.1%
Adoption	5	15.2%	0	5	14.3%
Placement with a Relative/Guardian	11	33.3%	2 100.0%	13	37.1%
Aged Out	2	6.1%	0	2	5.7%
Other Permanency Outcomes*	1	3.0%	0	1	2.9%
Other**	1	3.0%	0	1	2.9%
Total Adjudicated Dependent Cases Terminated	33	100.0%	2 100.0%	35	100.0%
Cases Pending 12/31/2023	75		4	79	

Data provided by CPCMS

* Other Permanency Outcomes include: adjudicated delinquent, death due to natural causes, emancipation, permanent living arrangement, and parent has come forward.

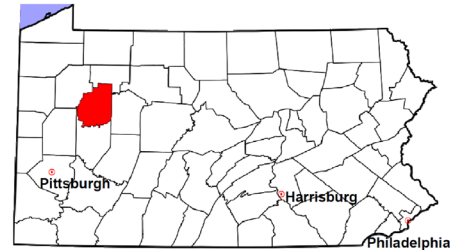
** Other includes cases where court supervision is terminated due to transfer out of jurisdiction, withdrawal and administrative closure.

Clarion County

2023 Population estimate: 36,970

Class of County: 6th

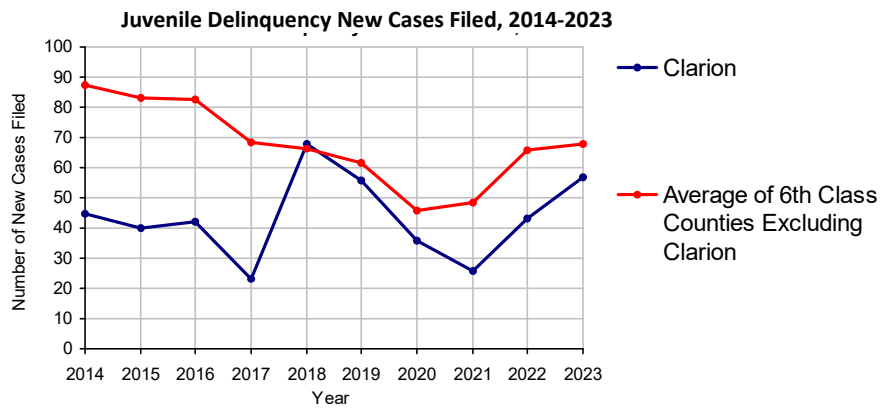
No. of Common Pleas Court Judgeships: 1



2023 Juvenile Delinquency - Cases Pending Disposition

Begin Pending	16
New Cases	57
Consent Decree Revoked	0
Informal Adjustment Program Revoked	0
Alternative Program Revoked	0
Warrant Returned	0
Other	3
Total Cases Available for Disposition	76
Warrant Issued	1
Disposed by:	
Adjudicated Delinquent by a Judge	13
Adjudicated Delinquent by a Juvenile Court Hearing Officer	0
Consent Decree Entered	23
Informal Adjustment Program Entered	1
Warned and Counseled (Pre-Petition)	0
Dismissed/Withdrawn/Transferred	10
Transferred to Criminal Court	0
Other	6
Total Cases Disposed	53
End Pending	22

Data provided by CPCMS



Clarion County

2023 Population: 36,970
 Class of County: 6th
 No. of Common Pleas Judgeships: 1

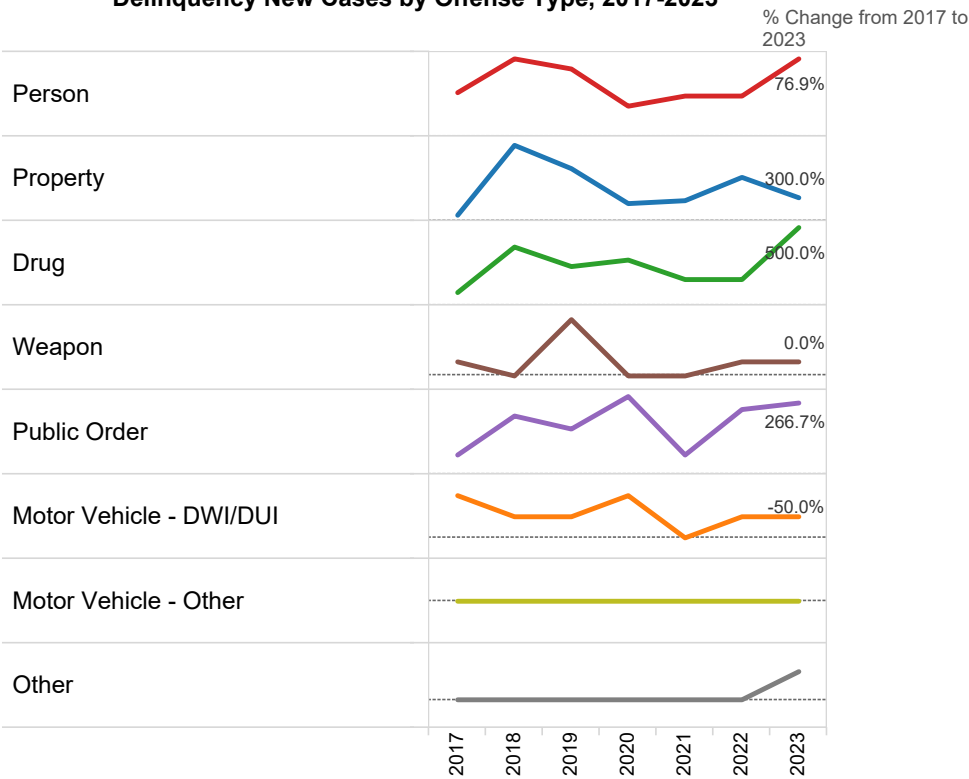


2023 Delinquency - New Cases by Offense Type

Case Type	Felony	Misdemeanor	Summary	Total	
Person	8	15	0	23	40.4%
Property	5	3	0	8	14.0%
Drug	2	10	0	12	21.1%
Weapon	0	1	0	1	1.8%
Public Order	2	6	3	11	19.3%
Motor Vehicle - DWI/DUI	0	1	0	1	1.8%
Motor Vehicle - Other	0	0	0	0	0.0%
Other	0	0	1	1	1.8%
Total	17	36	4	57	100.0%
	29.8%	63.2%	7.0%	100.0%	

Data provided by CPCMS

Delinquency New Cases by Offense Type, 2017-2023

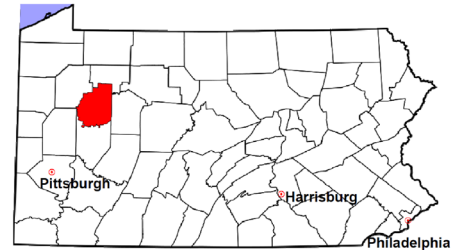


Clarion County

2023 Population estimate: 36,970

Class of County: 6th

No. of Common Pleas Court Judgeships: 1



2023 Juvenile Delinquency - Formal Dispositions

Begin Pending	41
Adjudicated Delinquent by a Judge	13
Adjudicated Delinquent by a Juvenile Court Hearing Officer	0
Warrant Returned	0
Other	2
Total Adjudicated Delinquent Cases	56
Warrant Issued	1
Court Supervision Terminated:	
Conditions Satisfied	11
Compelling Reasons	4
Reached Age 21	0
Transferred to Another Juvenile Court	0
Other	7
Total Adjudicated Delinquent Cases Terminated	22
End Pending	33

(R) - Revised

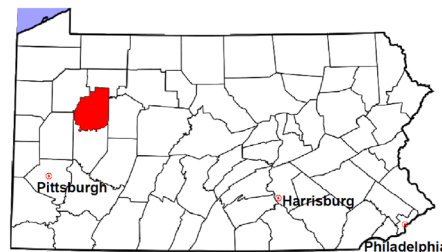
Data provided by CPCMS

Clarion County

2023 Population estimate: 36,970

Class of County: 6th

No. of Common Pleas Court Judgeships: 1



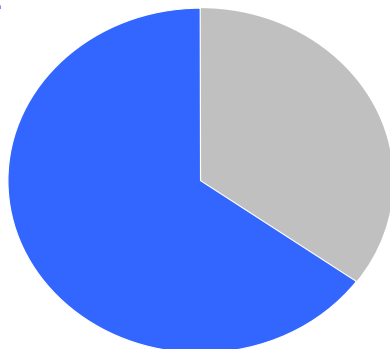
2023 Juvenile Delinquency - Informal Dispositions

Pending Consent Decrees	12
Pending Informal Adjustments	1
New Consent Decrees	23
New Informal Adjustments	1
Warrant Returned	0
Other	1
Cases Informally Disposed	38
Warrant Issued	0
Terminated by:	
Consent Decree Completed	18
Informal Adjustment Completed	0
Consent Decree Revoked	0
Informal Adjustment Program Revoked	0
Other	4
Total Informally Disposed Cases Terminated	22
End Pending	16

(R) - Revised

Data provided by CPCMS

Informal
Dispositions: **65%**



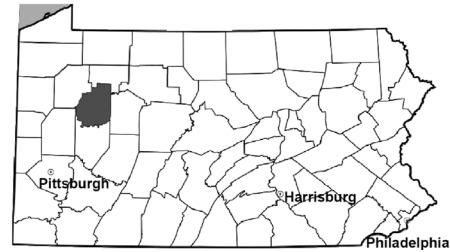
Delinquency Cases are disposed either formally, at a proceeding held before a judge or hearing officer, or informally without a proceeding. Informal dispositions include informal adjustments supervised by a juvenile probation officer; consent decrees agreed upon with the District Attorney after a petition is filed; or other pre-petition process by the juvenile probation department.

Clarion County

2023 Population estimate: 36,970

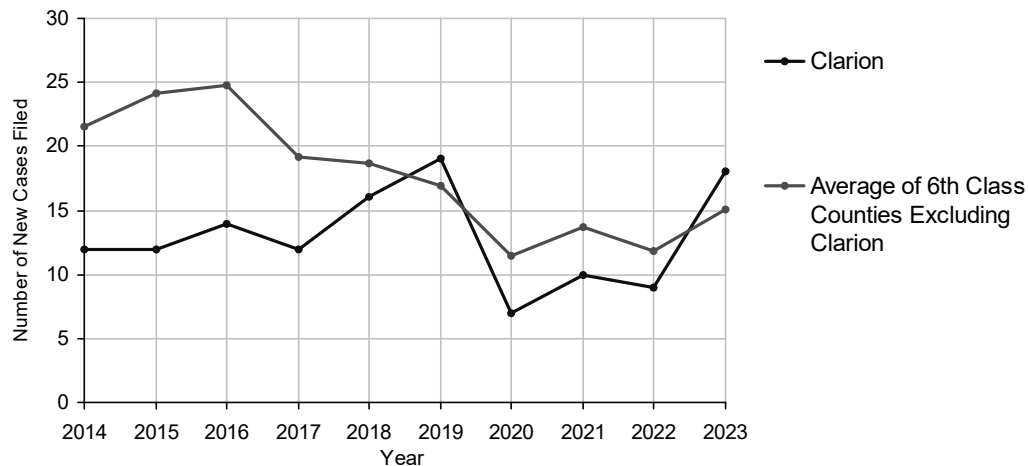
Class of County: 6th

No. of Common Pleas Court Judgeships: 1



2023 Accounts	No. of Cases	
Cases Pending 1/1/2023	1	
New Cases Filed in 2023	18	
Cases Available for Processing	19	
Processed By:		
Contested before a Judge	0	
Contested before a Non-Judicial Officer	0	
Uncontested	19	100.0%
Other	0	
Cases Processed	19	100.0%
Cases Pending 12/31/2023	0	

Accounts New Cases Filed, 2014-2023

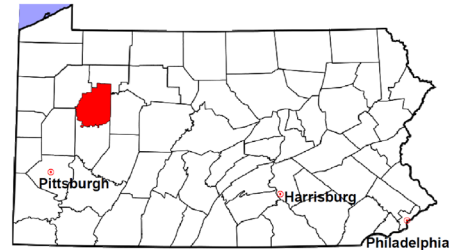


Clarion County

2023 Population estimate: 36,970

Class of County: 6th

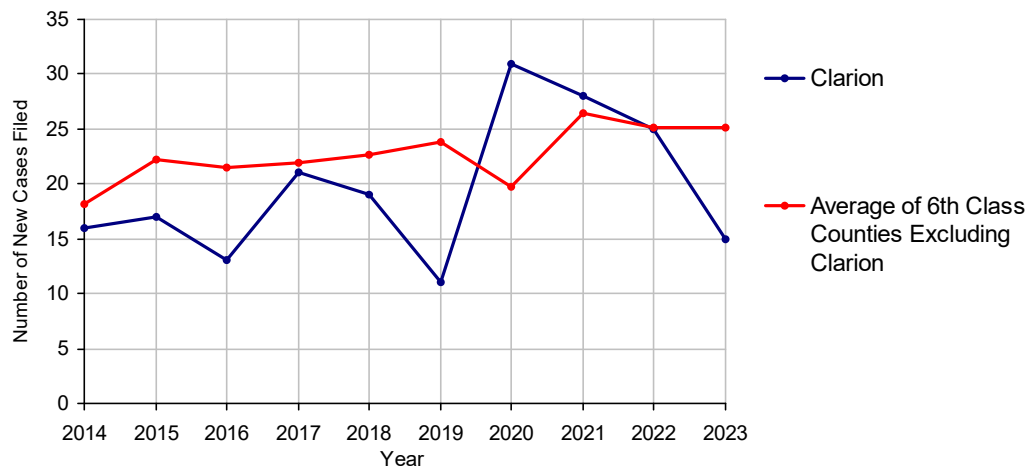
No. of Common Pleas Court Judgeships: 1



2023 Adoptions

	No. of Cases	
Cases Pending 1/1/2023	4	
New Cases Filed in 2023	15	
Cases Available for Processing	19	
Processed By:		
Contested before a Judge	Granted	17 89.5%
	Denied	0
Uncontested	Granted	0
	Denied	0
Other		2 10.5%
Cases Processed	19	100.0%
Cases Pending 12/31/2023	0	

Adoptions New Cases Filed, 2014-2023

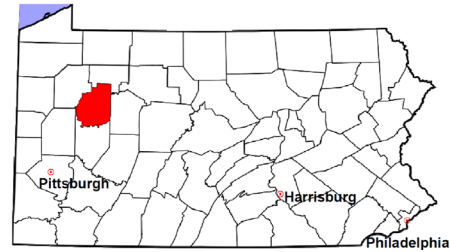


Clarion County

2023 Population estimate: 36,970

Class of County: 6th

No. of Common Pleas Court Judgeships: 1



2023 Relinquishments/Terminations

No. of
Cases

Cases Pending 1/1/2023

4

New Cases Filed in 2023

18

Cases Available for Processing

22

Processed By:

Contested before a Judge

13

68.4%

Uncontested

2

10.5%

Other

4

21.1%

Cases Processed

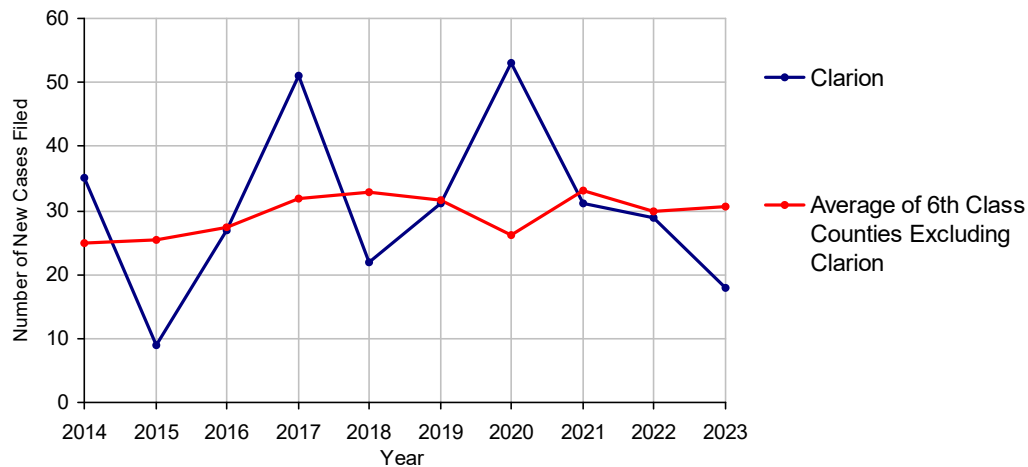
19

100.0%

Cases Pending 12/31/2023

3

Relinquishments/Terminations New Cases Filed, 2014-2023

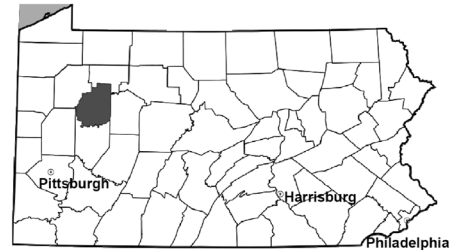


Clarion County

2023 Population estimate: 36,970

Class of County: 6th

No. of Common Pleas Court Judgeships: 1



2023 Appointment of Guardians

**No. of
Cases**

Cases Pending 1/1/2023

1

New Cases Filed in 2023

11

Cases Available for Processing

12

Processed By:

Contested before a Judge

0

Uncontested

11

91.7%

Other

1

8.3%

Cases Processed

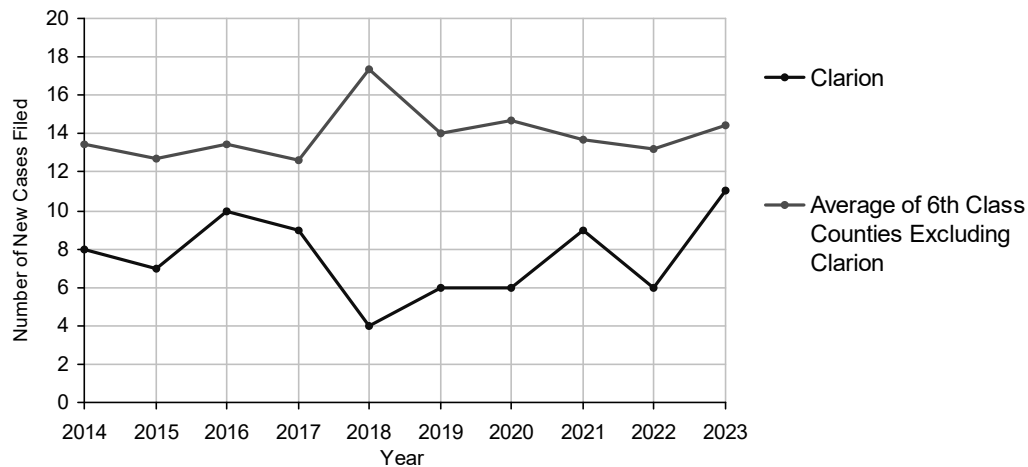
12

100.0%

Cases Pending 12/31/2023

0

Appointment of Guardians New Cases Filed, 2014-2023

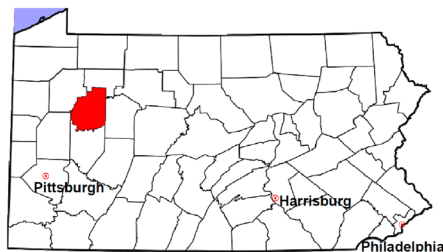


Clarion County

2023 Population estimate: 36,970

Class of County: 6th

No. of Common Pleas Court Judgeships: 1



2023 Jury Yield and Utilization

Jury Yield

Qualification Questionnaires/Summonses Mailed:	1,380	A		
Returned Undeliverable:	88	B	6.4%	Of Qualification Questionnaires/ Summonses Mailed
Not Responded to:	96	C	7.0%	
the Number of Prospective Jurors:				
Disqualified:	183	D	13.3%	
Exempted:	106	E	7.7%	
Excused:	416	F	30.1%	
Deferred to New Term:	52	G	3.8%	
Deferred from Previous Term:	26	H	1.9%	
Total Number of Qualified Jurors Available for Service:	465	I	33.7%	
$I = A - B - C - D - E - F - G + H$				

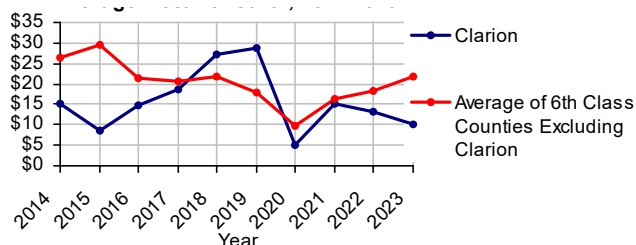
Jury Utilization

the Number of Jurors:				
Reporting for Service:	499	107.3%	Of Jurors Qualified and Available	
Told Not to Report for Service:	0			
Sent to Courtroom for Jury Selection (Voir Dire):	499	100.0%	Of Jurors Reporting for Service	
Impaneled or Sworn (jurors/alternates):	126	25.3%		
Removed for Cause/Hardship:	119			
Removed by Peremptory Challenge:	58			
Number of Jury Trials Started:	11			
Pool Days:	7			
Zero Panel Days	0			(Of Pool Days)

Jury Costs

Total Annual Budget for Juror Operations:	\$13,714.00	J
Average Cost Per Juror:	\$9.94	K
$K = J/A$		

Average Cost Per Juror, 2014-2023

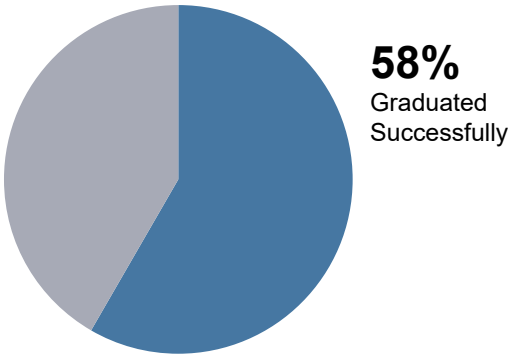


Clarion County


2023 Problem Solving Courts

12 Discharges

Of All Court Participants Discharged:



13 Admissions

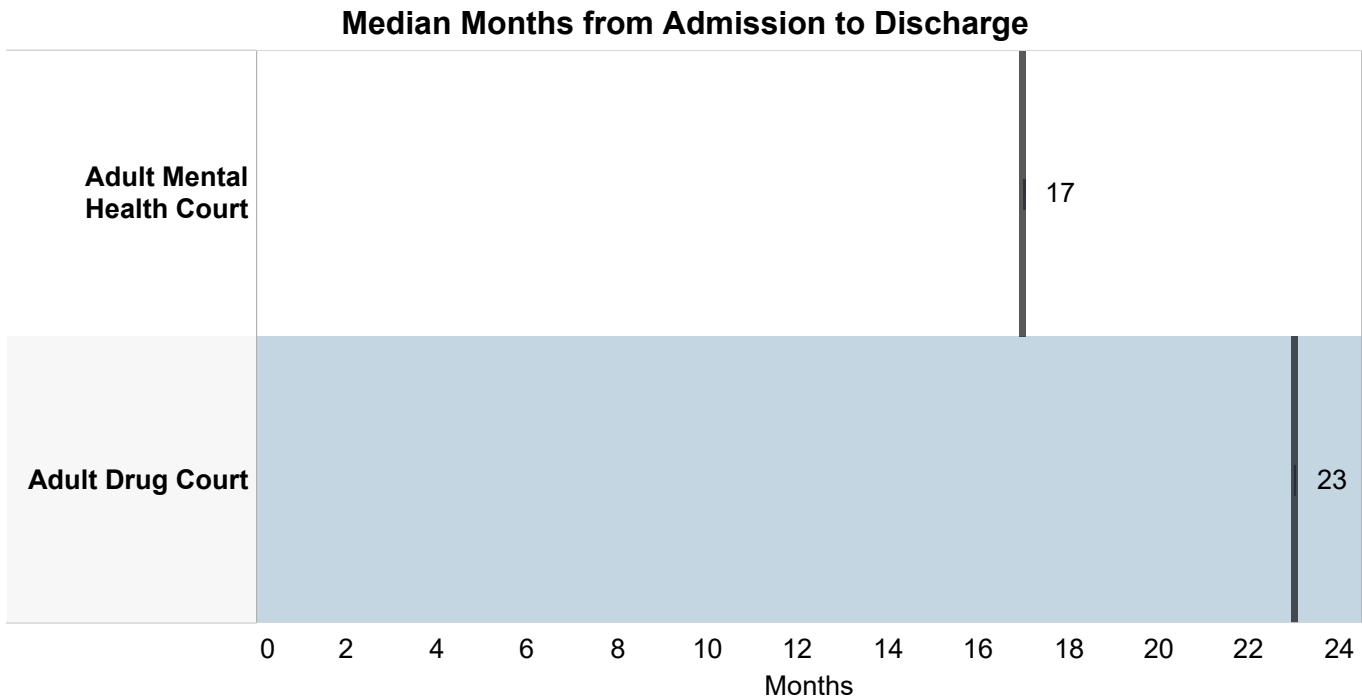


Discharge Reason

	Successfully Completed	Unsuccessful/New Offense	Unsuccessful /Non-Compliant	Voluntarily Withdrew	Unsuccessful /Absconded	Total Discharges
Adult Drug Court	5 (55.6%)	1 (11.1%)	2 (22.2%)		1 (11.1%)	9 (100.0%)
Adult Mental Health Court	2 (66.7%)			1 (33.3%)		3 (100.0%)

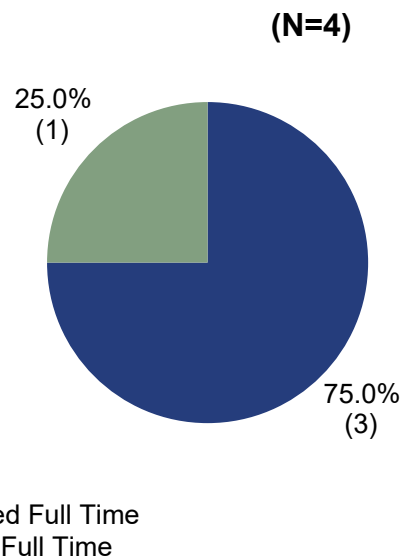

Clarion County

2023 Problem Solving Courts



Among successful graduates, there was a 0% increase in employment.

75% of the employed successful graduates were employed full time:



17% (2) of all participants have improved in **education level** at discharge.

DEPARTMENT OF RESEARCH & STATISTICS

KIM NIEVES, PH.D.

DIRECTOR

ANDREW GINDER, MPA

ASSISTANT DIRECTOR

YAN LIU, M.S.

SENIOR STATISTICAL ANALYST

SASANKA ADIKARI, PH.D

DATA SCIENTIST

AMANDA PEREIRA

RESEARCH ASSISTANT