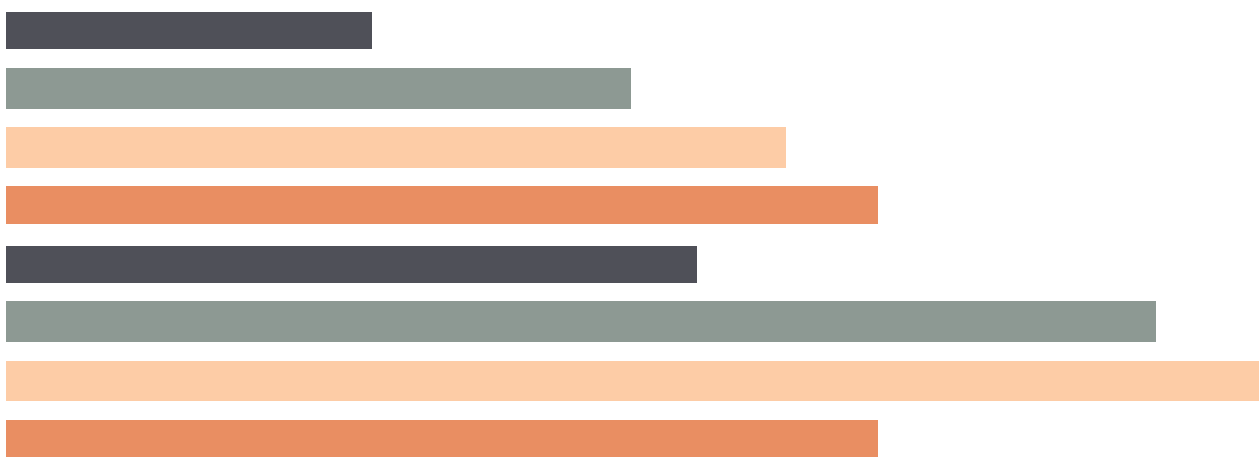
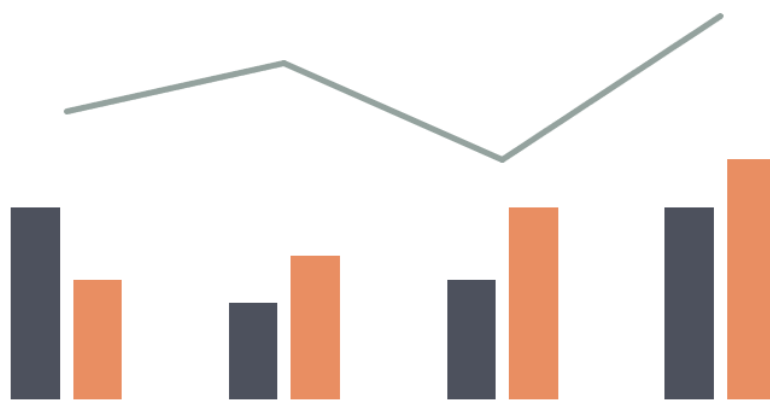
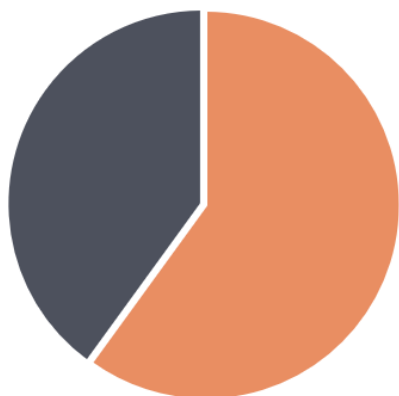


2023 Allegheny County

Court of Common Pleas
Caseload Statistics for



We are pleased to provide you with a copy of the 2023 County Caseload Display pages. They can also be viewed on the AOPC webpage at www.pacourts.us in the *News & Statistics* section under *Research & Statistics*.

Should you have any questions or comments, please do not hesitate to contact me at 717.231.3300 .

Sincerely,

A handwritten signature in black ink, appearing to read 'Sasanka', is written over a horizontal line. There are some small marks below the line, possibly initials or a date.

Sasanka Adikari, Ph.D.
Data Scientist
Department of Research and Statistics

Table of Contents

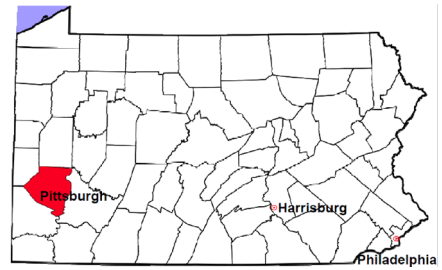
CPCMS Criminal	Page 1
CPCMS Criminal - New Cases by Case Type.....	Page 2
Civil.....	Page 3
Civil - Docketed Cases Listed by Case Type.....	Page 4
Protection From Abuse	Page 5
Spousal & Child Support and Paternity	Page 6
Custody/Partial Custody/Visitation.....	Page 7
Divorce	Page 8
Juvenile Dependency - Active Dependent Inventory	Page 9
Juvenile Dependency - Adjudicated Dependent Inventory	Page 10
Juvenile Delinquency - Cases Pending Disposition.....	Page 11
Juvenile Delinquency - New Cases by Case Type	Page 12
Juvenile Delinquency - Formal Dispositions	Page 13
Juvenile Delinquency - Informal Dispositions	Page 14
Accounts.....	Page 15
Adoptions.....	Page 16
Relinquishments/Terminations	Page 17
Appointment of Guardians	Page 18
Jury Yield and Utilization	Page 19
Problem Solving Courts.....	Pages 20-21

Allegheny County

2023 Population estimate: 1,224,825

Class of County: 2nd

No. of Common Pleas Court Judgeships: 43



2023 Criminal

	No. of Cases
Cases Pending 1/1/2023	5,558
New Cases Filed in 2023	9,488
Reopened Cases	1,467
Cases Available for Processing	16,513

Processed by:

Withdrawn/Dismissed	1,107	10.7%
Diversionsary Disposition*	1,676	16.1%
Guilty Plea	6,227	60.0%
Non-Jury Trial	298	2.9%
Jury Trial	81	0.8%
Inactive	940	9.1%
Other	50	0.5%
Total Cases Processed	10,379	100.0%

Cases Pending 12/31/2023 **6,134**

Cases Awaiting Sentencing 162

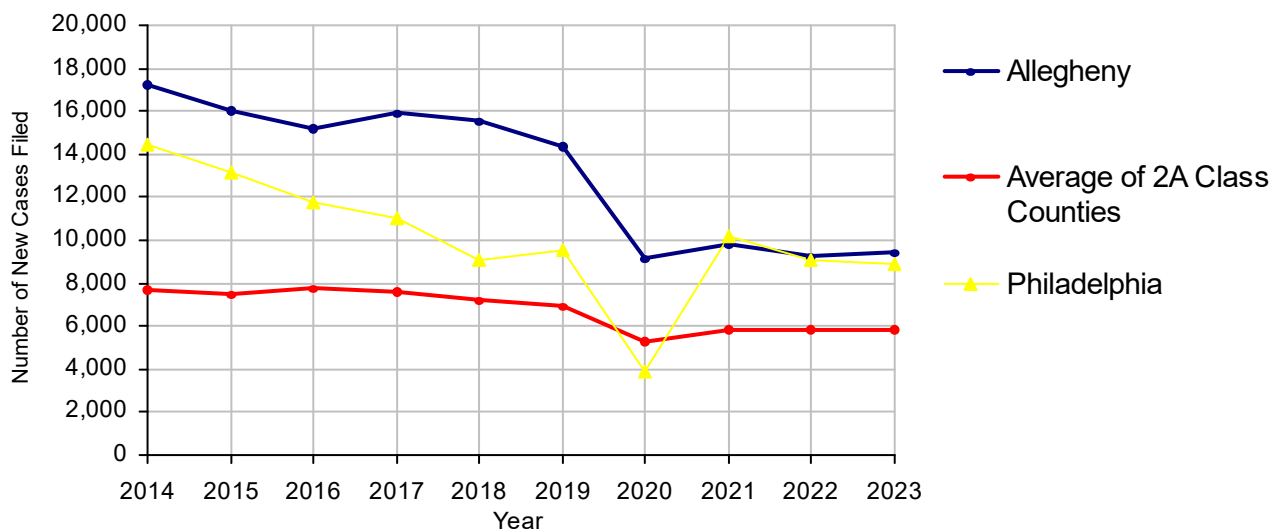
Data provided by CPCMS

* Includes other diversionary programs such as Veterans Court.

Age of Pending Cases as of 12/31/2023

0-60 Days	1,402	22.9%
61-120 Days	1,373	22.4%
121-180 Days	1,024	16.7%
181-240 Days	635	10.4%
241-300 Days	497	8.1%
301-360 Days	301	4.9%
Over 360 Days	902	14.7%
Total	6,134	100.0%

Criminal New Cases, 2014-2023



Allegheny County

2023 Population: 1,224,825
Class of County: 2nd
No. of Common Pleas Judgeships: 43

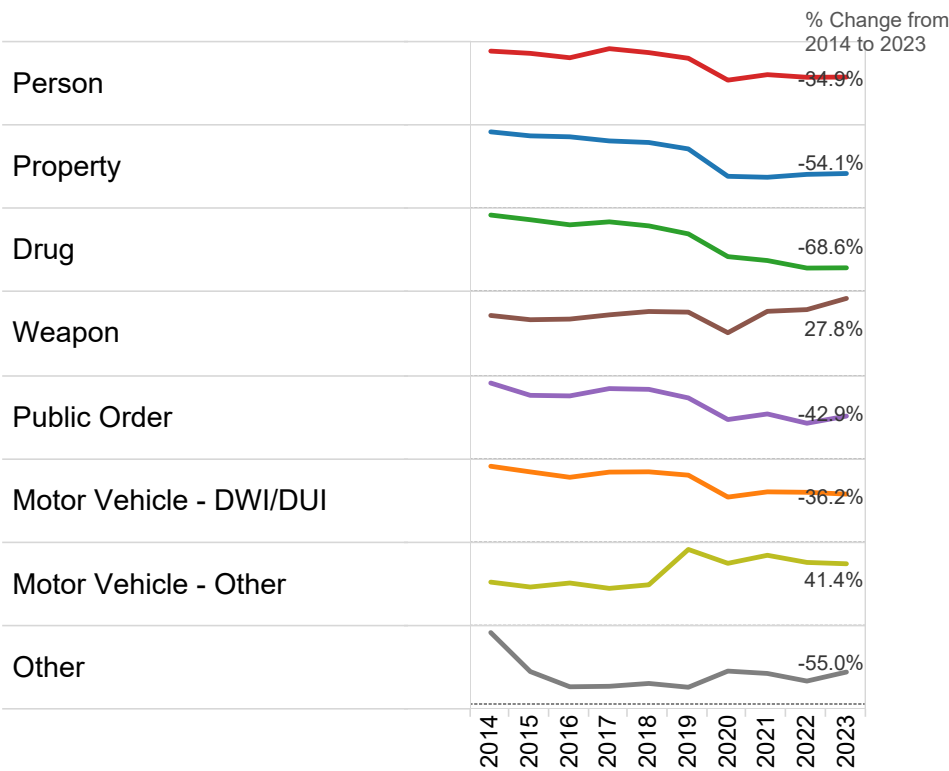


2023 Criminal - New Cases by Offense Type

Case Type	Felony	Misdemeanor	Summary	Total	
Person	1,000	801	10	1,811	19.1%
Property	1,227	561	16	1,804	19.0%
Drug	479	691	0	1,170	12.3%
Weapon	774	90	4	868	9.1%
Public Order	284	562	18	864	9.1%
Motor Vehicle - DWI/DUI	173	2,590	0	2,763	29.1%
Motor Vehicle - Other	21	114	5	140	1.5%
Other	63	4	1	68	0.7%
Total	4,021	5,413	54	9,488	100.0%
	42.4%	57.1%	0.6%	100.0%	

Data provided by CPCMS

Criminal New Cases by Offense Type, 2014-2023

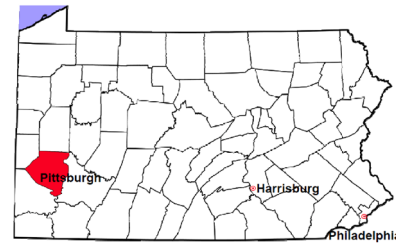


Allegheny County

2023 Population estimate: 1,224,825

Class of County: 2nd

No. of Common Pleas Court Judgeships: 43



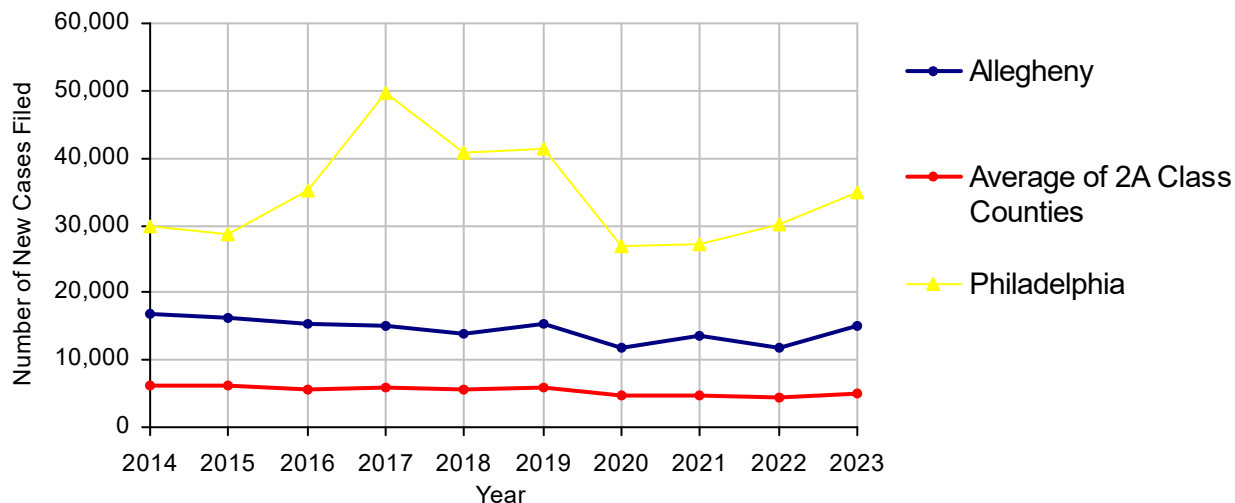
2023 Civil	Civil Action	Other	Total
Cases Pending 1/1/2023	10,543	3,954	14,497 (R)
Docketed Cases	11,157	4,012	15,169
Arbitration Appeals	219	1	220
Transferred In	21	0	21
Returned to Active	299	40	339
Cases Available for Processing	22,239	8,007	30,246
Processed By:			
Default Judgments	1,875	832	2,707
Cases Decided by Arbitration Board	1,281	5	1,286
Dispositive Motions	964	504	1,468
Settlements	2,509	1,945	4,454
Moved to Inactive Status	85	55	140
Transferred/Withdrawn	82	75	157
Dismissed/Discontinued	1,953	907	2,860
Administrative Purge	795	124	919
Other	275	75	350
Jury Trial	27	0	27
Non-Jury Trial	330	5	335
Total Cases Processed	10,176	4,527	14,703
Cases Pending 12/31/2023	12,063	3,480	15,543

Age of Pending Cases as of 12/31/2023 (Civil Action Only)

0-6 months	4,672	38.7%
7-12 months	1,980	16.4%
13-18 months	1,513	12.5%
19-24 months	1,118	9.3%
25-30 months	683	5.7%
31-36 months	472	3.9%
37-42 months	374	3.1%
43-48 months	295	2.4%
49-54 months	231	1.9%
55-60 months	169	1.4%
61-66 months	132	1.1%
67-72 months	83	0.7%
Over 72 months	341	2.8%
Total	12,063	100.0%

(R) - Revised

Docketed Cases, 2014-2023

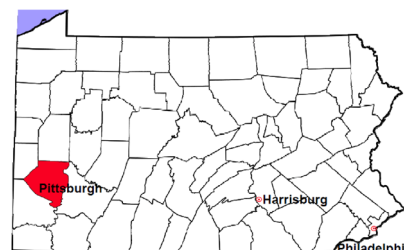


Allegheny County

2023 Population estimate: 1,224,825

Class of County: 2nd

No. of Common Pleas Court Judgeships: 43



2023 Civil - Docketed Cases Listed by Case Type

TORT 2,830 18.7%

(does not include mass tort)

Intentional	73
Malicious Prosecution	13
Motor Vehicle	1,245
Nuisance	7
Premise Liability	302
Product Liability	46
Slander/Libel/Defamation	42
Other	1,102

MASS TORT 84 0.6%

Asbestos	82
Tobacco	0
Toxic Tort - DES	2
Toxic Tort - Implant	0
Toxic Waste	0
Other	0

PROFESSIONAL LIABILITY 317 2.1%

Dental	7
Legal	19
Medical Malpractice	261
Other	30

CONTRACT 6,201 40.9%

(does not include judgments)

Buyer Plaintiff	154
Debt Collection: Credit Card	2,201
Debt Collection: Other	2,135
Employment Dispute: Discrimination	37
Employment Dispute: Other	72
Other	1,602

Of the Docketed Cases:

Pro Se Filings: 2,858 18.8% Class Action Suits: 27 0.2% MDJ Appeals: 1,654 10.9%

*Civil Other

REAL PROPERTY 3,675 24.2%

Ejectment*	151
Eminent Domain/Condemnation*	109
Ground Rent	0
Landlord/Tenant Dispute	1,725
Mortgage Foreclosure:	
Residential*	1,381
Commercial*	29
Partition of Real Property*	16
Quiet Title*	264
Other*	0

CIVIL APPEALS 1,845 12.2%

- Administrative Agencies

Board of Assessment*	1,107
Board of Elections*	43
Dept. of Transportation*	606
Zoning Board*	24
Statutory Appeal - Other*	65
Other*	0

MISCELLANEOUS 217 1.4%

Common Law/	
Statutory Arbitration*	19
Declaratory Judgment*	98
Mandamus*	9
Non-Domestic Relations	
Restraining Order*	0
Quo Warranto*	0
Replevin*	91
Other*	0

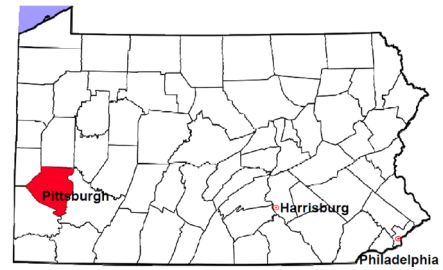
TOTAL DOCKETED CASES: 15,169 100.0%

Allegheny County

2023 Population estimate: 1,224,825

Class of County: 2nd

No. of Common Pleas Court Judgeships: 43



2023 Protection From Abuse

**No. of
Petitions**

Cases Pending 1/1/2023

106

New Cases Filed in 2023

3,786

Of these, Petitions Requesting Temporary Orders: 3,786 (100.0%)

Temporary Orders DENIED: 420 (11.1%), Temporary Orders GRANTED: 3,366 (88.9%)

Cases Available for Processing

3,892

Processed By:

Temporary Order DENIED After Ex Parte Hearing and No Evidentiary Hearing Scheduled

277

7.7%

Temporary Order DISMISSED After Evidentiary Hearing and No Final Order Entered

0

Final Order DENIED After Evidentiary Hearing Before a Judge or a Judicial Officer

90

2.5%

Final Order GRANTED After Evidentiary Hearing Before a Judge or a Judicial Officer

604

16.9%

Plaintiff Did Not Appear For Evidentiary Hearing

751

21.0%

Final Order by STIPULATION OR AGREEMENT Between the Parties

510

14.2%

Petition WITHDRAWN by Plaintiff

1,349

37.6%

TRANSFERRED to Another Jurisdiction

3

0.1%

Other

0

Cases Processed

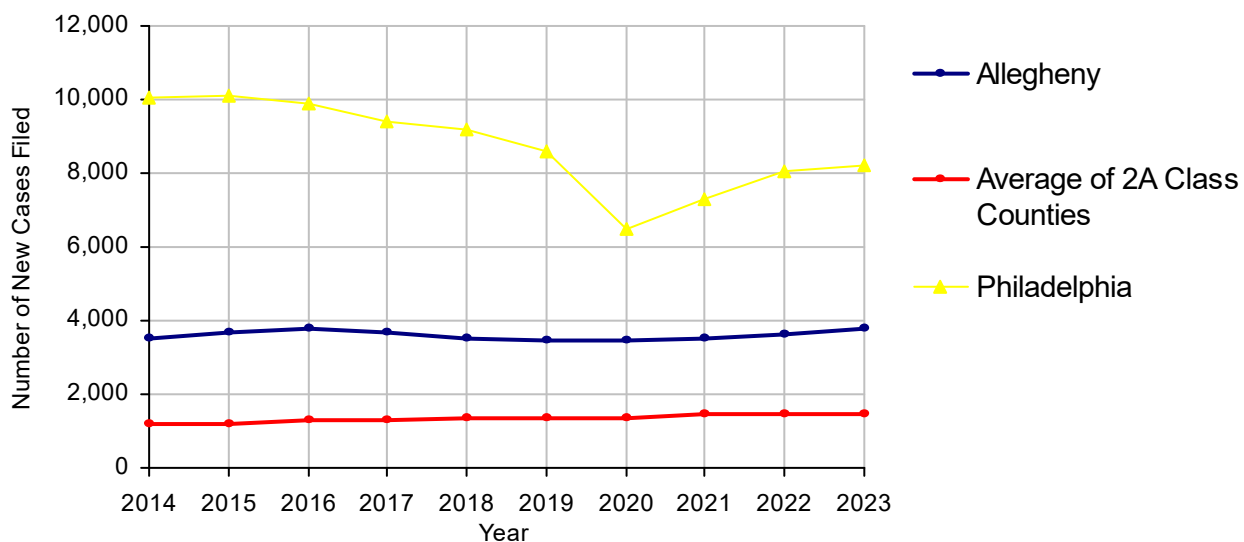
3,584

100.0%

Cases Pending 12/31/2023

308

PFA New Cases Filed, 2014-2023

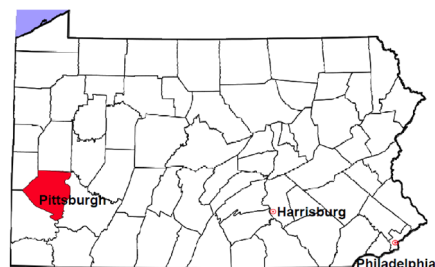


Allegheny County

2023 Population estimate: 1,224,825

Class of County: 2nd

No. of Common Pleas Court Judgeships: 43



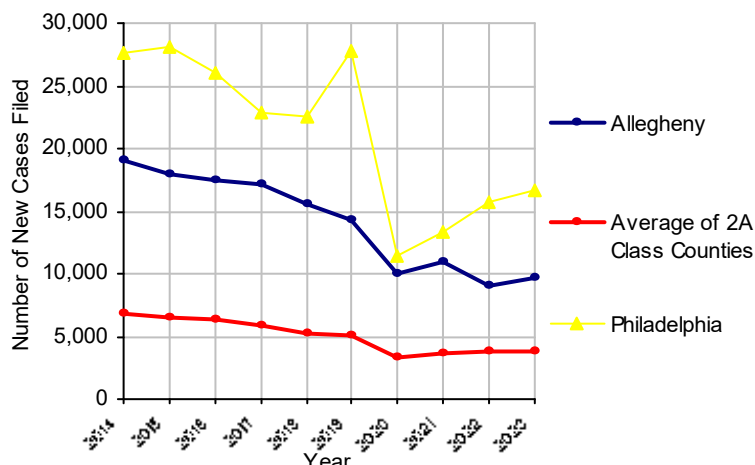
2023 Spousal & Child Support	No. of Petitions	
Cases Pending 1/1/2023	3,959	
New Cases Filed in 2023	9,677	
Dockets Transferred In (+)	65	
Dockets Transferred Out (-)	70	
Cases Available for Processing	13,631	
Processed By:		
Judge	131	1.5%
Intake Officer	6,671	74.7%
Hearing Officer	2,126	23.8%
Other	3	<0.1%
Cases Processed	8,931	100.0%
Cases Pending 12/31/2023	4,700	

Data provided by PACSES

2023 Paternity	No. of Cases	
Acknowledgements Filed:		
Non-Domestic Relations Section	850	66.7%
During Conference	319	25.0%
Non-Stipulated (post genetic test)	102	8.0%
Pre-Trial Conference	3	0.2%
Total	1,274	100.0%
Established:		
Stipulated by Genetic Tests	57	22.5%
Default - Father Failed to Appear	114	45.1%
Adjudication by Court Proceeding	0	
Out of State	82	32.4%
Total	253	100.0%
Cases Pending 12/31/2023	1,048	

Data provided by PACSES

Spousal & Child Support New Cases Filed, 2014-2023



DEFINITIONS:

ACKNOWLEDGEMENTS FILED:

NON-DOMESTIC RELATIONS SECTION: The voluntary Acknowledgement of Paternity by the alleged father.

DURING CONFERENCE: The alleged father signed the Acknowledgement of Paternity-Waiver of Trial (PE-010) at the initial child support conference.

NON-STIPULATED (POST GENETIC TEST): The alleged father signed the Acknowledgement of Paternity-Waiver of Trial after genetic tests were conducted and resulted in the alleged father being determined to be the biological father.

PRE-TRIAL CONFERENCE: The alleged father signed the Acknowledgement of Paternity-Waiver of Trial at the pre-trial conference.

ESTABLISHED:

STIPULATED BY GENETIC TESTS: The alleged father requested genetic tests and signed a stipulation that if the test results had a 99% or higher probability of paternity then the alleged father would be stipulated as the biological father of the child.

DEFAULT - FATHER FAILED TO APPEAR: The alleged father failed to appear after being served for either a support conference, hearing, or genetic test and a default paternity order was entered by the court.

ADJUDICATION BY COURT PROCEEDING: The alleged father was determined to be the biological father of the child through a court proceeding.

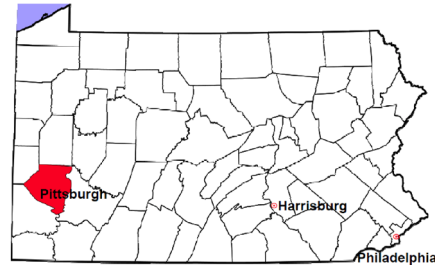
OUT OF STATE: Paternity was established in another state, "Out of state only".

Allegheny County

2023 Population Estimate: 1,224,825

Class of County: 2nd

No. of Common Pleas Court Judgeships: 43



2023 Custody/Partial Custody/Visitation

No. of
Petitions

Cases Pending 1/1/2023

14,444

New Cases Filed in 2023

2,969

Cases Available for Processing

17,413

Processed By:

Judge

567

29.5%

Non-Judicial Officer

717

37.3%

Administrative Review/Purge

0

Other

639

33.2%

Cases Processed

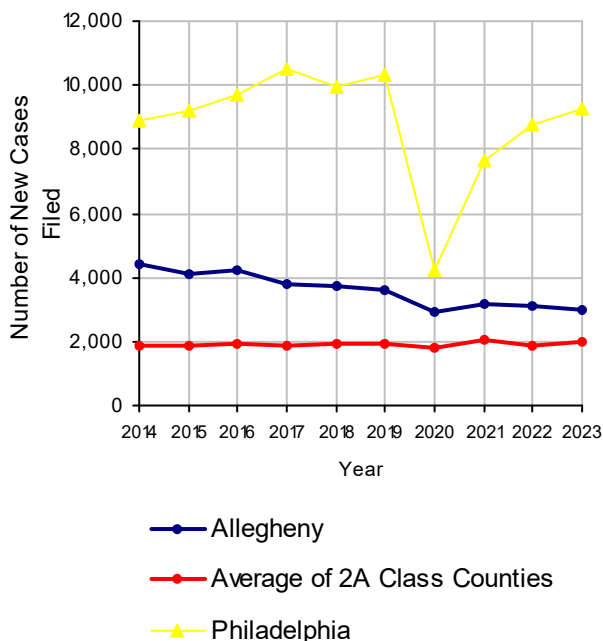
1,923

100.0%

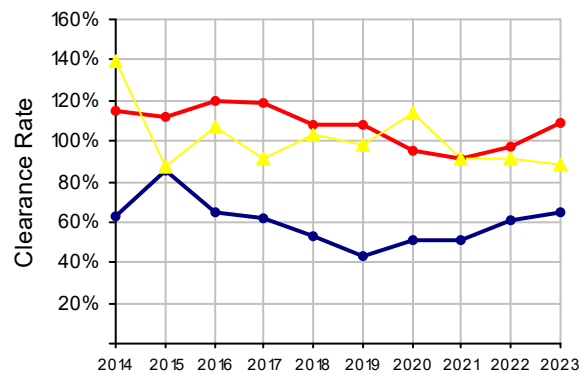
Cases Pending 12/31/2023

15,490

Custody/Partial Custody/Visitation New Cases Filed, 2014-2023

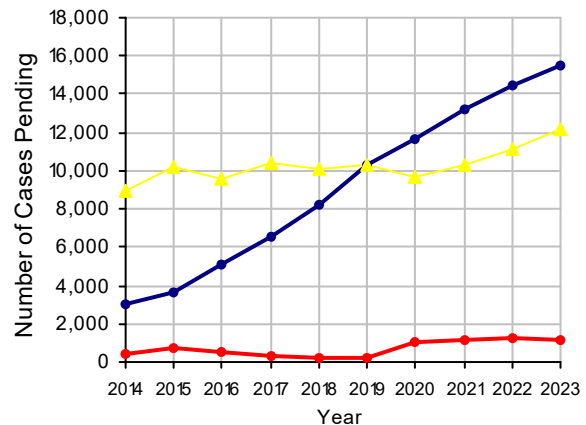


Clearance Rate, 2014-2023



Note: Clearance Rate = Cases Processed / New Cases Filed

Cases Pending at the End of Year, 2014-2023

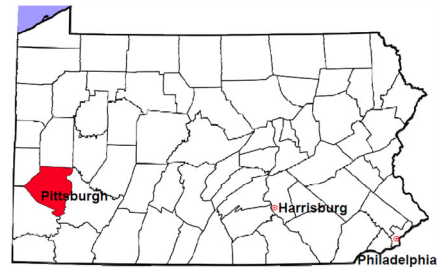


Allegheny County

2023 Population estimate: 1,224,825

Class of County: 2nd

No. of Common Pleas Court Judgeships: 43



2023 Divorce

Cases Pending 1/1/2023

**No. of
Petitions**

7,037

New Cases Filed in 2023

2,336

Cases Available for Processing

9,373

Processed By:

Contested Before a Judge

73

3.9%

Contested Before a Non-Judicial Officer

244

13.0%

Uncontested

1,562

83.0%

Administrative Review/Purge

0

Other

4

0.2%

Cases Processed

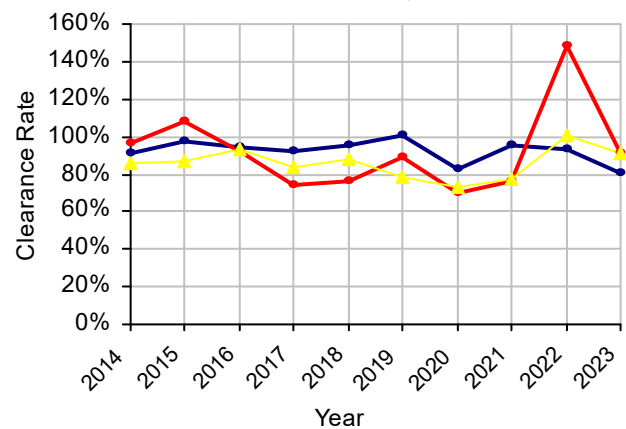
1,883

100.0%

Cases Pending 12/31/2023

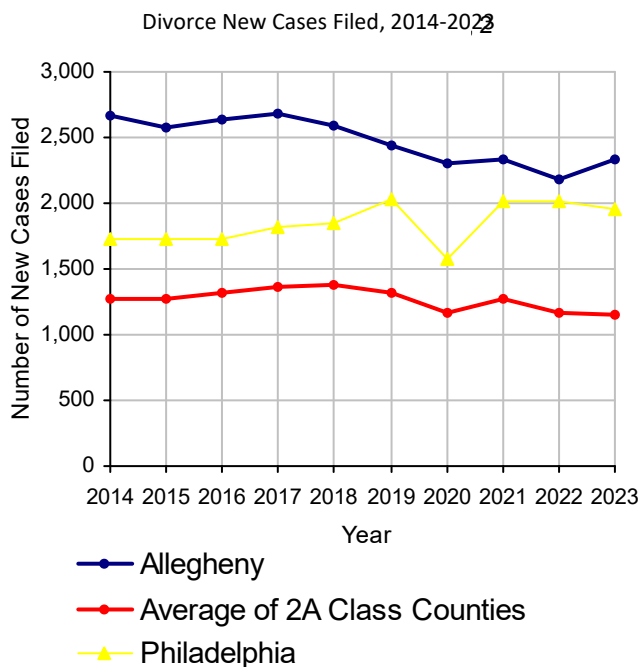
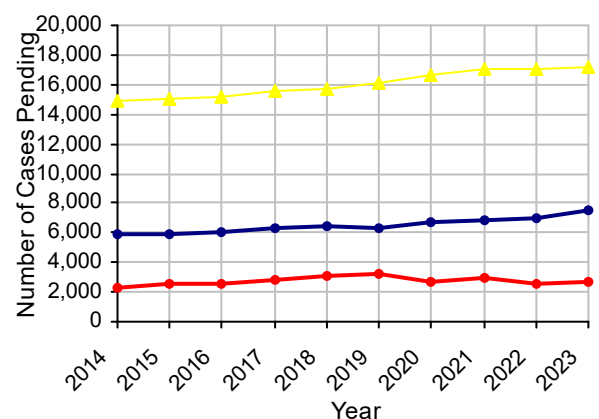
7,490

Clearance Rate, 2014-2023



Note: Clearance Rate = Cases Processed / New Cases Filed

Cases Pending at the End of Year, 2014-2023

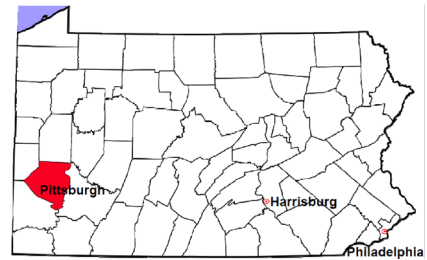


Allegheny County

2023 Population estimate: 1,224,825

Class of County: 2nd

No. of Common Pleas Court Judgeships: 43

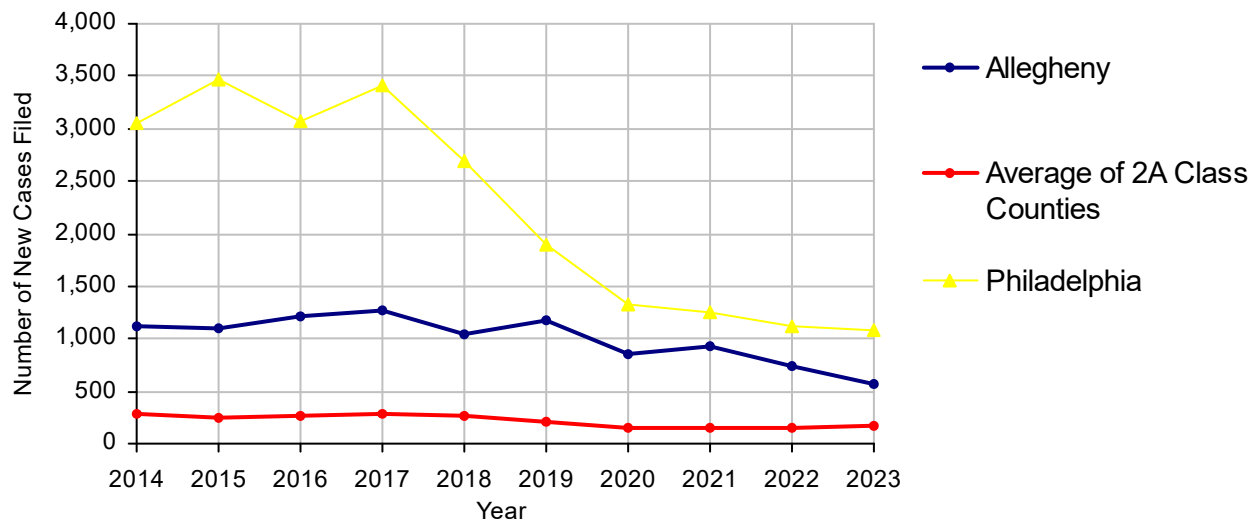


2023 Juvenile Dependency - Petitions Pending Adjudication

	Abuse/ Neglect	Status Offenses	Total
Cases Pending 1/1/2023	120	3	123
New Petitions Filed in 2023	534	33	567
Other	151	2	153
Total Petitions Available for Processing	805	38	843
Processed by:			
Adjudicated Dependent			
Judge	473	27	500
Juvenile Court Hearing Officer	0	0	0
Adjudicated NOT Dependent			
Judge	59	0	59
Juvenile Court Hearing Officer	0	0	0
Withdrawn/Dismissed/Inactive	102	3	105
Other	28	3	31
Total Petitions Processed	662	33	695
Cases Pending 12/31/2023	143	5	148

Data provided by CPCMS

Abuse/Neglect and Status Offenses New Cases Filed, 2014-2023

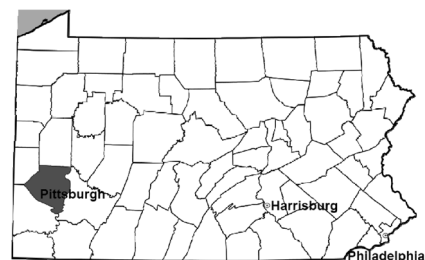


Allegheny County

2023 Population estimate: 1,224,825

Class of County: 2nd

No. of Common Pleas Court Judgeships: 43



2023 Juvenile Dependency - Adjudicated Dependent Inventory

	Abuse/ Neglect	Status Offenses	Total
Cases Pending 1/1/2023	1,613	64	1,677
New Adjudicated Dependent Cases	473	27	500
Other	8	1	9
Total Adjudicated Dependent Cases	2,094	92	2,186

Court Supervision Terminated:

Family Reunification	293	36.2%	10	27.8%	303	35.9%
Adoption	189	23.4%	0		189	22.4%
Placement with a Relative/Guardian	216	26.7%	12	33.3%	228	27.0%
Aged Out	87	10.8%	11	30.6%	98	11.6%
Other Permanency Outcomes*	12	1.5%	3	8.3%	15	1.8%
Other**	12	1.5%	0		12	1.4%

Total Adjudicated Dependent Cases Terminated	809	100.0%	36	100.0%	845	100.0%
Cases Pending 12/31/2023	1,285		56		1,341	

Data provided by CPCMS

* Other Permanency Outcomes include: adjudicated delinquent, death due to natural causes, emancipation, permanent living arrangement, and parent has come forward.

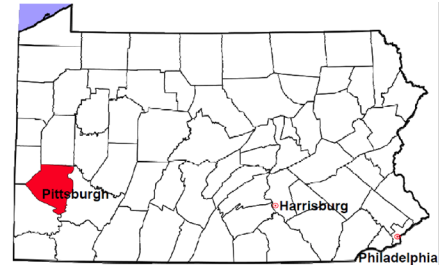
** Other includes cases where court supervision is terminated due to transfer out of jurisdiction, withdrawal and administrative closure.

Allegheny County

2023 Population estimate: 1,224,825

Class of County: 2nd

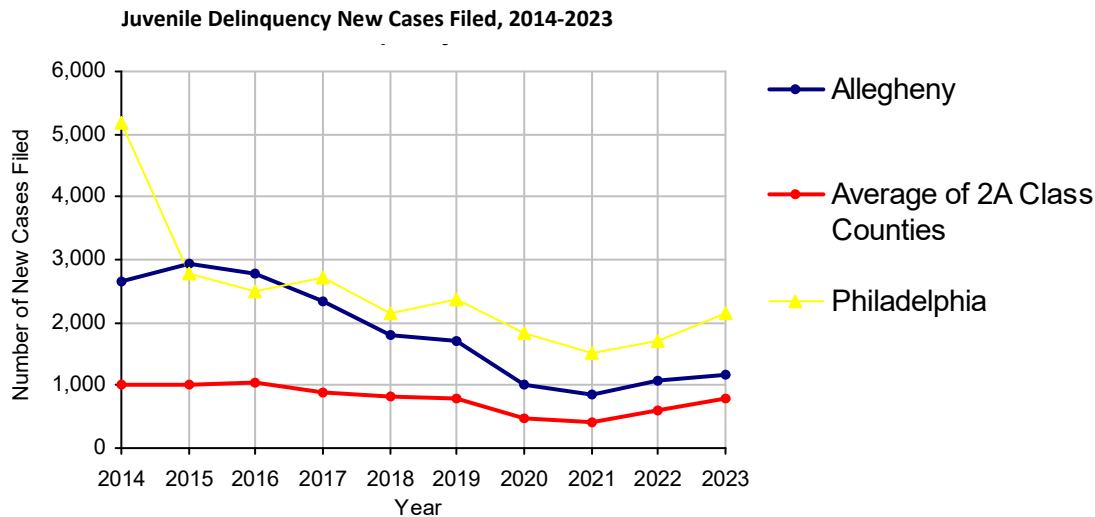
No. of Common Pleas Court Judgeships: 43



2023 Juvenile Delinquency - Cases Pending Disposition

Begin Pending	565
New Cases	1,179
Consent Decree Revoked	38
Informal Adjustment Program Revoked	2
Alternative Program Revoked	0
Warrant Returned	115
Other	252
Total Cases Available for Disposition	2,151
Warrant Issued	159
Disposed by:	
Adjudicated Delinquent by a Judge	332
Adjudicated Delinquent by a Juvenile Court Hearing Officer	4
Consent Decree Entered	287
Informal Adjustment Program Entered	163
Warned and Counseled (Pre-Petition)	102
Dismissed/Withdrawn/Transferred	300
Transferred to Criminal Court	0
Other	113
Total Cases Disposed	1,301
End Pending	691

Data provided by CPCMS



Allegheny County

2023 Population: 1,224,825
 Class of County: 2nd
 No. of Common Pleas Judgeships: 43

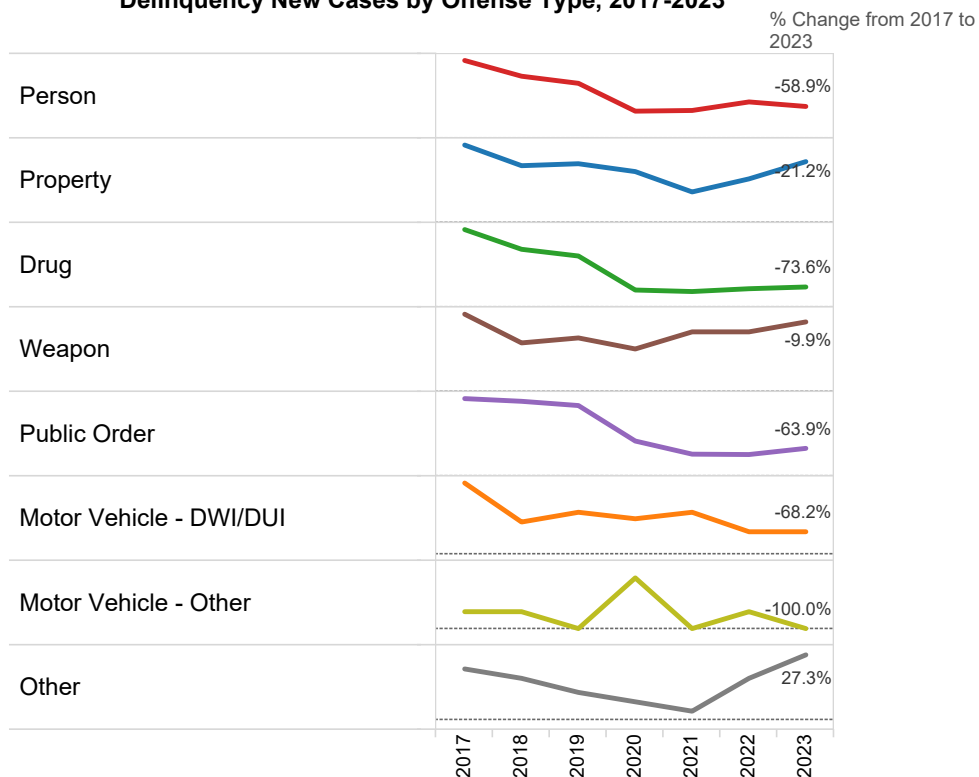


2023 Delinquency - New Cases by Offense Type

Case Type	Felony	Misdemeanor	Summary	Total	
Person	213	212	0	425	36.0%
Property	291	147	0	438	37.2%
Drug	11	84	0	95	8.1%
Weapon	93	34	0	127	10.8%
Public Order	24	49	0	73	6.2%
Motor Vehicle - DWI/DUI	0	7	0	7	0.6%
Motor Vehicle - Other	0	0	0	0	0.0%
Other	9	5	0	14	1.2%
Total	641	538	0	1,179	100.0%
	54.4%	45.6%	0.0%	100.0%	

Data provided by CPCMS

Delinquency New Cases by Offense Type, 2017-2023

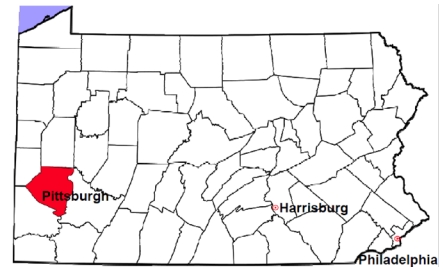


Allegheny County

2023 Population estimate: 1,224,825

Class of County: 2nd

No. of Common Pleas Court Judgeships: 43



2023 Juvenile Delinquency - Formal Dispositions

Begin Pending	690
Adjudicated Delinquent by a Judge	332
Adjudicated Delinquent by a Juvenile Court Hearing Officer	4
Warrant Returned	180
Other	21
Total Adjudicated Delinquent Cases	1,227
Warrant Issued	193
Court Supervision Terminated:	
Conditions Satisfied	177
Compelling Reasons	8
Reached Age 21	8
Transferred to Another Juvenile Court	0
Other	34
Total Adjudicated Delinquent Cases Terminated	227
End Pending	807

(R) - Revised

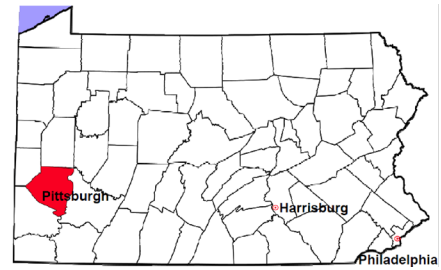
Data provided by CPCMS

Allegheny County

2023 Population estimate: 1,224,825

Class of County: 2nd

No. of Common Pleas Court Judgeships: 43



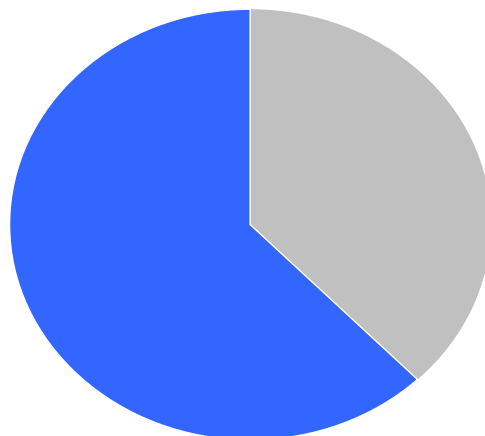
2023 Juvenile Delinquency - Informal Dispositions

Pending Consent Decrees	145
Pending Informal Adjustments	96
New Consent Decrees	287
New Informal Adjustments	163
Warrant Returned	12
Other	6
Cases Informally Disposed	709
Warrant Issued	29
Terminated by:	
Consent Decree Completed	116
Informal Adjustment Completed	148
Consent Decree Revoked	38
Informal Adjustment Program Revoked	2
Other	140
Total Informally Disposed Cases Terminated	444
End Pending	236

(R) - Revised

Data provided by CPCMS

Informal
Dispositions: **62%**



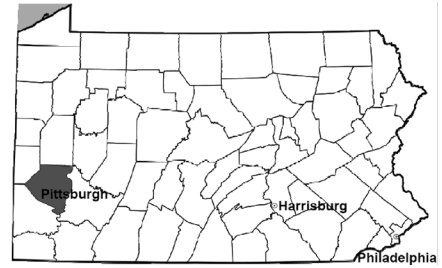
Delinquency Cases are disposed either formally, at a proceeding held before a judge or hearing officer, or informally without a proceeding. Informal dispositions include informal adjustments supervised by a juvenile probation officer; consent decrees agreed upon with the District Attorney after a petition is filed; or other pre-petition process by the juvenile probation department.

Allegheny County

2023 Population estimate: 1,224,825

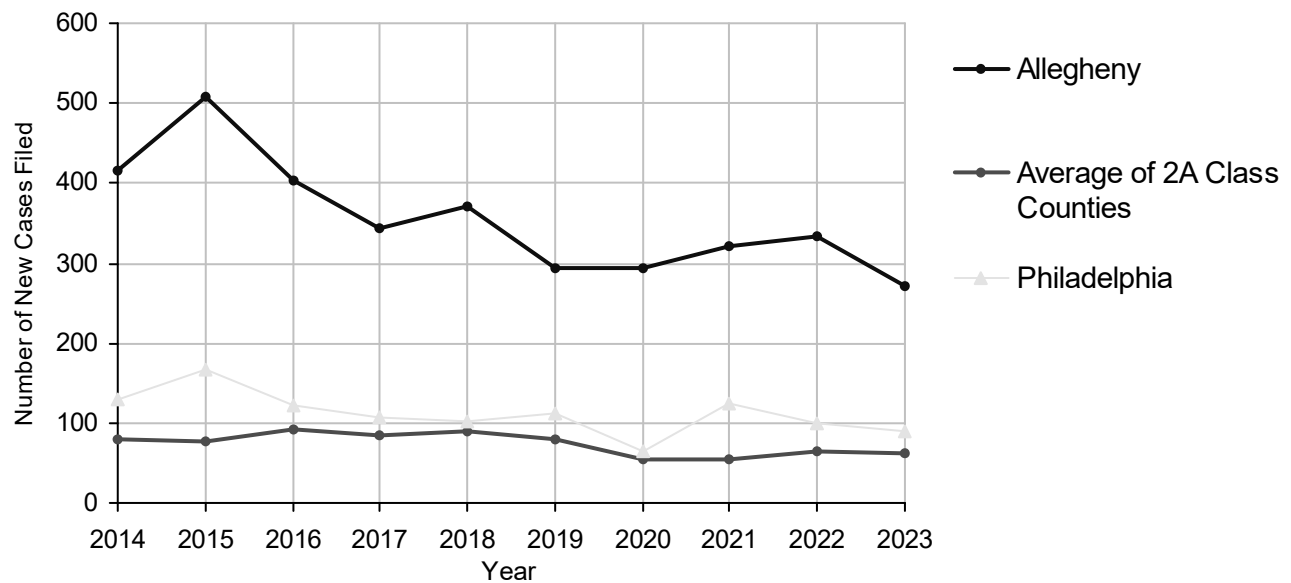
Class of County: 2nd

No. of Common Pleas Court Judgeships: 43



2023 Accounts	No. of Cases	
Cases Pending 1/1/2023	232	
New Cases Filed in 2023	272	
Cases Available for Processing	504	
Processed By:		
Contested before a Judge	0	
Contested before a Non-Judicial Officer	0	
Uncontested	278	100.0%
Other	0	
Cases Processed	278	100.0%
Cases Pending 12/31/2023	226	

Accounts New Cases Filed, 2014-2023

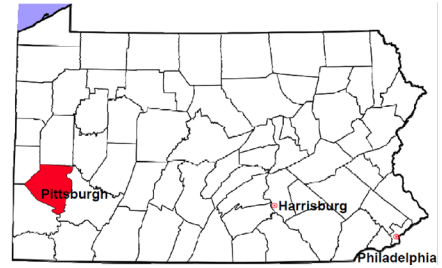


Allegheny County

2023 Population estimate: 1,224,825

Class of County: 2nd

No. of Common Pleas Court Judgeships: 43

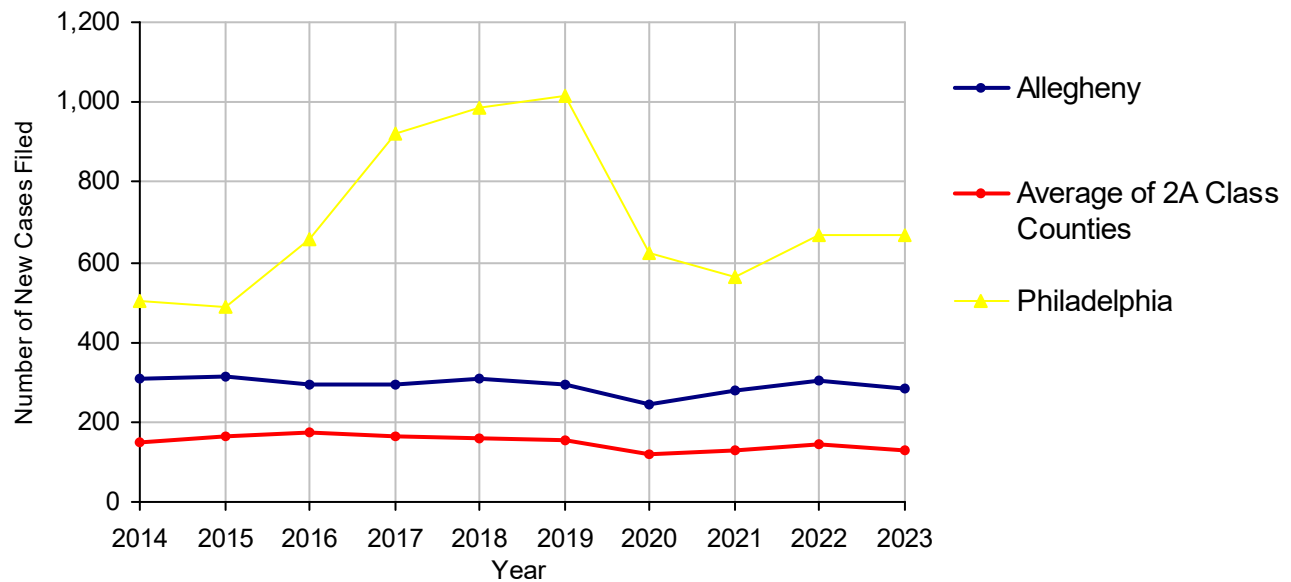


2023 Adoptions

**No. of
Cases**

Cases Pending 1/1/2023	54
New Cases Filed in 2023	284
Cases Available for Processing	338
Processed By:	
Contested before a Judge	Granted 0
	Denied 0
Uncontested	Granted 281 100.0%
	Denied 0
Other	0
Cases Processed	281 100.0%
Cases Pending 12/31/2023	57

Adoptions New Cases Filed, 2014-2023

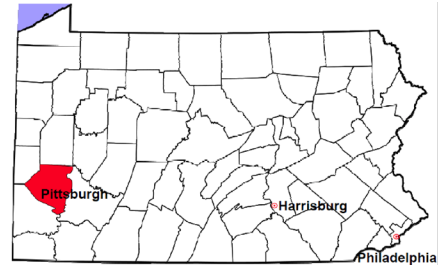


Allegheny County

2023 Population estimate: 1,224,825

Class of County: 2nd

No. of Common Pleas Court Judgeships: 43



2023 Relinquishments/Terminations

No. of
Cases

Cases Pending 1/1/2023

194

New Cases Filed in 2023

297

Cases Available for Processing

491

Processed By:

Contested before a Judge

102 38.3%

Uncontested

120 45.1%

Other

44 16.5%

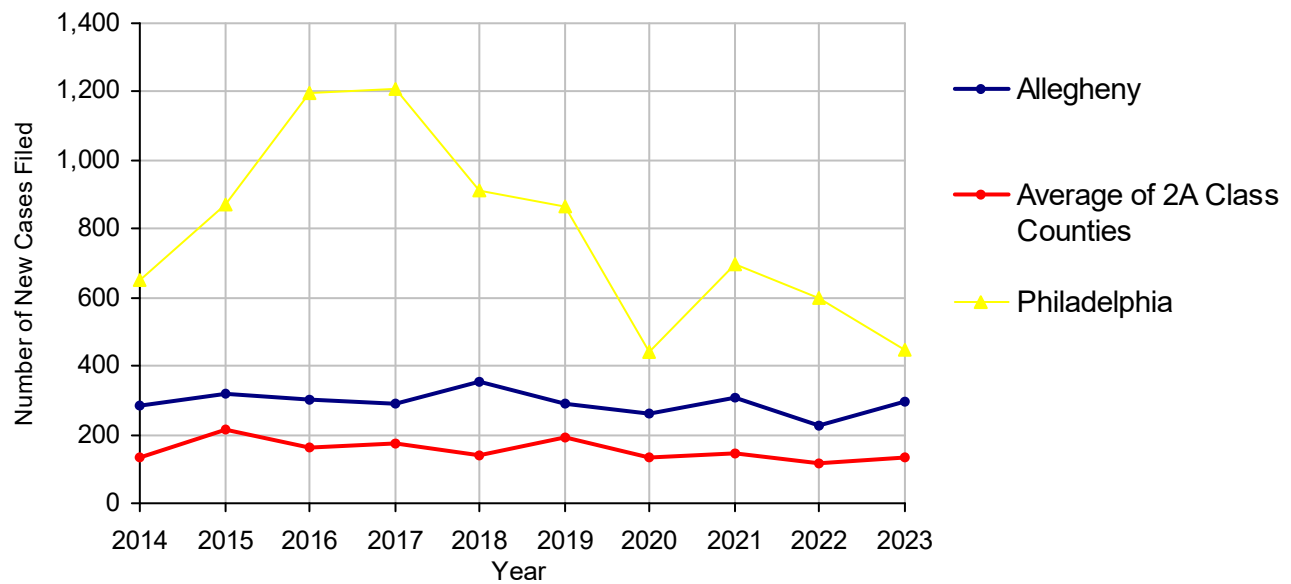
Cases Processed

266 100.0%

Cases Pending 12/31/2023

225

Relinquishments/Terminations New Cases Filed, 2014-2023

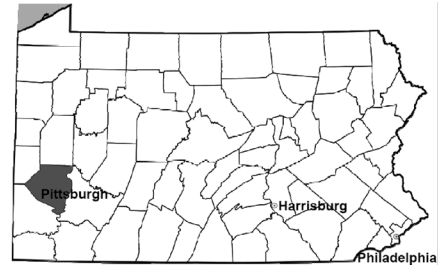


Allegheny County

2023 Population estimate: 1,224,825

Class of County: 2nd

No. of Common Pleas Court Judgeships: 43



2023 Appointment of Guardians

**No. of
Cases**

Cases Pending 1/1/2023

88

New Cases Filed in 2023

309

Cases Available for Processing

397

Processed By:

Contested before a Judge

71

21.7%

Uncontested

256

78.3%

Other

0

Cases Processed

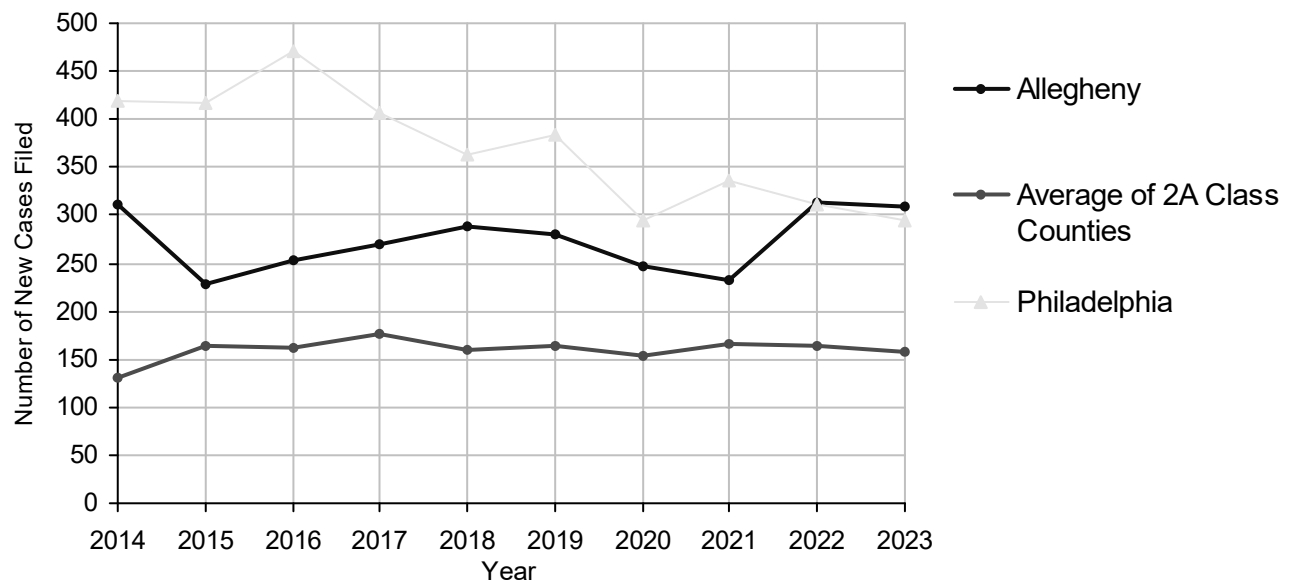
327

100.0%

Cases Pending 12/31/2023

70

Appointment of Guardians New Cases Filed, 2014-2023

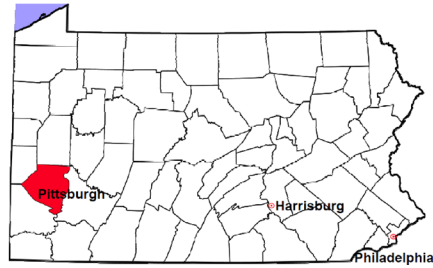


Allegheny County

2023 Population estimate: 1,224,825

Class of County: 2nd

No. of Common Pleas Court Judgeships: 43



2023 Jury Yield and Utilization

Jury Yield

Qualification Questionnaires/Summonses Mailed:	101,082	A		
Returned Undeliverable:	8,120	B	8.0%	Of Qualification Questionnaires/Summonses Mailed
Not Responded to:	31,279	C	30.9%	
the Number of Prospective Jurors:				
Disqualified:	2,769	D	2.7%	
Exempted:	2,830	E	2.8%	
Excused:	789	F	0.8%	
Deferred to New Term:	10,916	G	10.8%	
Deferred from Previous Term:	11,199	H	11.1%	
Total Number of Qualified Jurors Available for Service:	55,578	I	55.0%	
$I = A - B - C - D - E - F - G + H$				

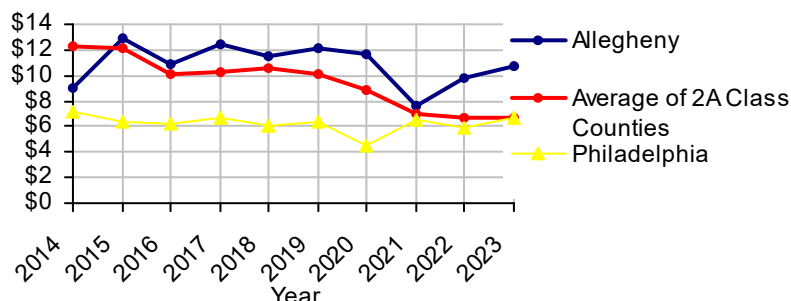
Jury Utilization

the Number of Jurors:				
Reporting for Service:	14,854	26.7%	Of Jurors Qualified and Available	
Told Not to Report for Service:	20,360	36.6%		
Sent to Courtroom for Jury Selection (Voir Dire):	10,893	73.3%	Of Jurors Reporting for Service	
Impaneled or Sworn (jurors/alternates):	1,751	11.8%		
Removed for Cause/Hardship:	2,808			
Removed by Peremptory Challenge:	1,136			
Number of Jury Trials Started:	115			
Pool Days:	181			
Zero Panel Days:	34	18.8%	(Of Pool Days)	

Jury Costs

Total Annual Budget for Juror Operations:	\$1,079,483.00	J
Average Cost Per Juror:	\$10.68	K
$K = J/A$		

Average Cost Per Juror, 2014-2023



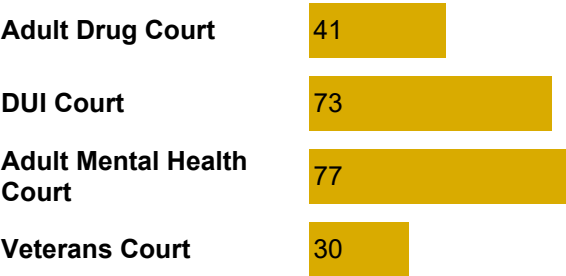
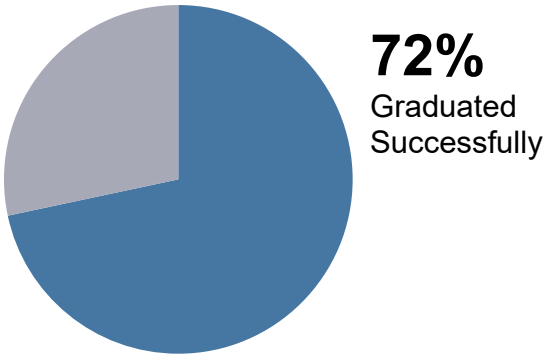
Allegheny County

2023 Problem Solving Courts

180 Discharges

221 Admissions

Of All Court Participants Discharged:

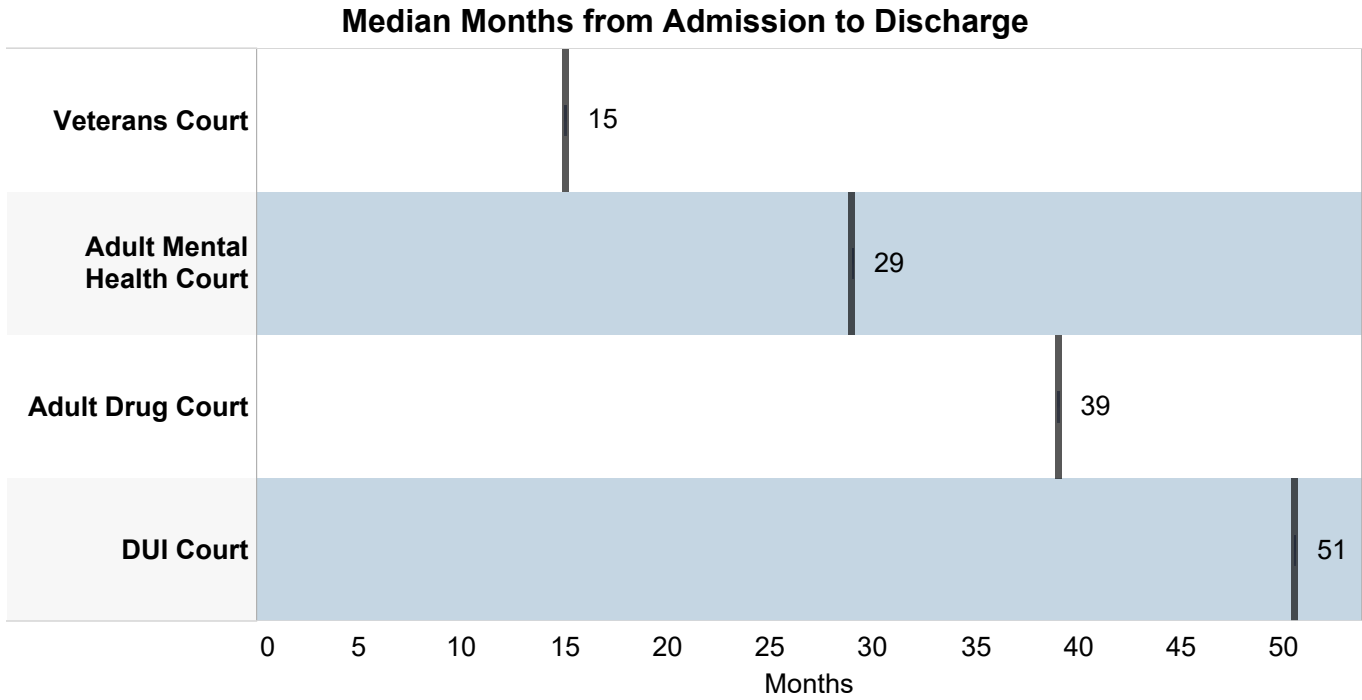


Discharge Reason

	Successfully Completed	Unsuccessful /Non-Compliant	Other	Total Discharges
Adult Drug Court	33 (63.5%)	14 (26.9%)	5 (9.6%)	52 (100.0%)
DUI Court	40 (74.1%)	4 (7.4%)	10 (18.5%)	54 (100.0%)
Adult Mental Health Court	35 (72.9%)	7 (14.6%)	6 (12.5%)	48 (100.0%)
Veterans Court	21 (80.8%)	5 (19.2%)		26 (100.0%)

Allegheny County

2023 Problem Solving Courts



DEPARTMENT OF RESEARCH & STATISTICS

KIM NIEVES, PH.D.

DIRECTOR

ANDREW GINDER, MPA

ASSISTANT DIRECTOR

YAN LIU, M.S.

SENIOR STATISTICAL ANALYST

SASANKA ADIKARI, PH.D

DATA SCIENTIST

AMANDA PEREIRA

RESEARCH ASSISTANT