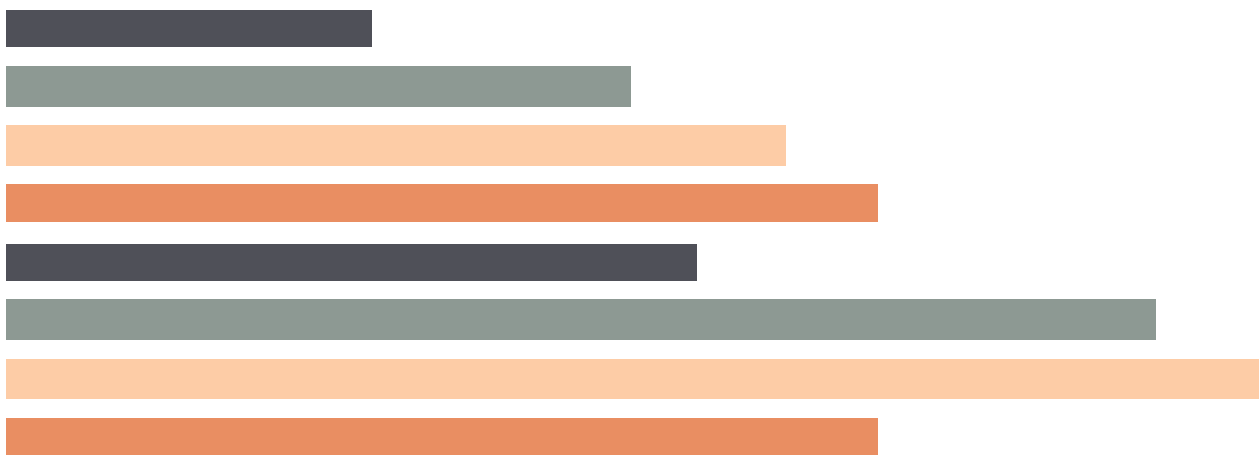
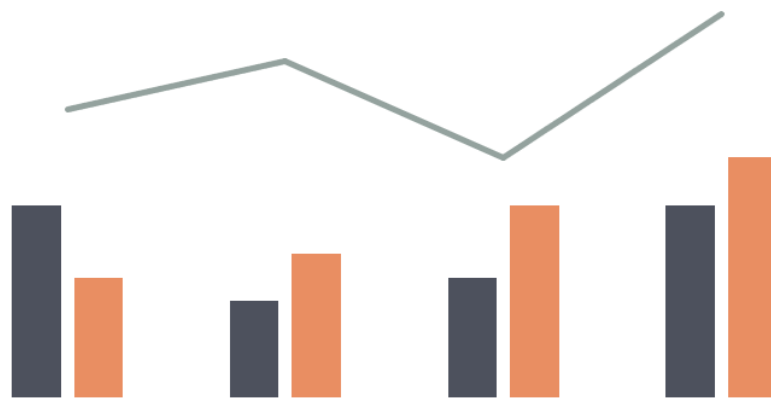


2023 Blair County


Court of Common Pleas
Caseload Statistics for



We are pleased to provide you with a copy of the 2023 County Caseload Display pages. They can also be viewed on the AOPC webpage at www.pacourts.us in the *News & Statistics* section under *Research & Statistics*.

Should you have any questions or comments, please do not hesitate to contact me at 717.231.3300 .

Sincerely,

A handwritten signature in black ink, appearing to read 'Sasanka', is written over a horizontal line. There are some small marks below the line, possibly initials or a date.

Sasanka Adikari, Ph.D.
Data Scientist
Department of Research and Statistics

Table of Contents

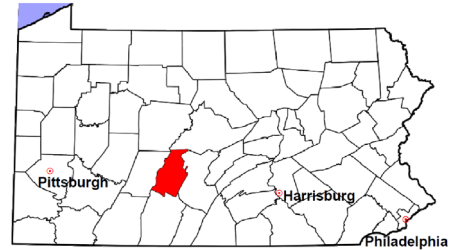
CPCMS Criminal	Page 1
CPCMS Criminal - New Cases by Case Type.....	Page 2
Civil.....	Page 3
Civil - Docketed Cases Listed by Case Type.....	Page 4
Protection From Abuse	Page 5
Spousal & Child Support and Paternity	Page 6
Custody/Partial Custody/Visitation.....	Page 7
Divorce	Page 8
Juvenile Dependency - Active Dependent Inventory	Page 9
Juvenile Dependency - Adjudicated Dependent Inventory	Page 10
Juvenile Delinquency - Cases Pending Disposition.....	Page 11
Juvenile Delinquency - New Cases by Case Type	Page 12
Juvenile Delinquency - Formal Dispositions	Page 13
Juvenile Delinquency - Informal Dispositions	Page 14
Accounts.....	Page 15
Adoptions.....	Page 16
Relinquishments/Terminations	Page 17
Appointment of Guardians	Page 18
Jury Yield and Utilization	Page 19
Problem Solving Courts.....	Pages 20-21

Blair County

2023 Population estimate: 120,273

Class of County: 5th

No. of Common Pleas Court Judgeships: 5



2023 Criminal

	No. of Cases
Cases Pending 1/1/2023	1,318
New Cases Filed in 2023	2,303
Reopened Cases	190
Cases Available for Processing	3,811

Processed by:

Withdrawn/Dismissed	52	2.2%
Diversionsary Disposition*	215	9.1%
Guilty Plea	1,839	77.5%
Non-Jury Trial	22	0.9%
Jury Trial	15	0.6%
Inactive	175	7.4%
Other	55	2.3%
Total Cases Processed	2,373	100.0%

Cases Pending 12/31/2023 **1,438**

Cases Awaiting Sentencing 97

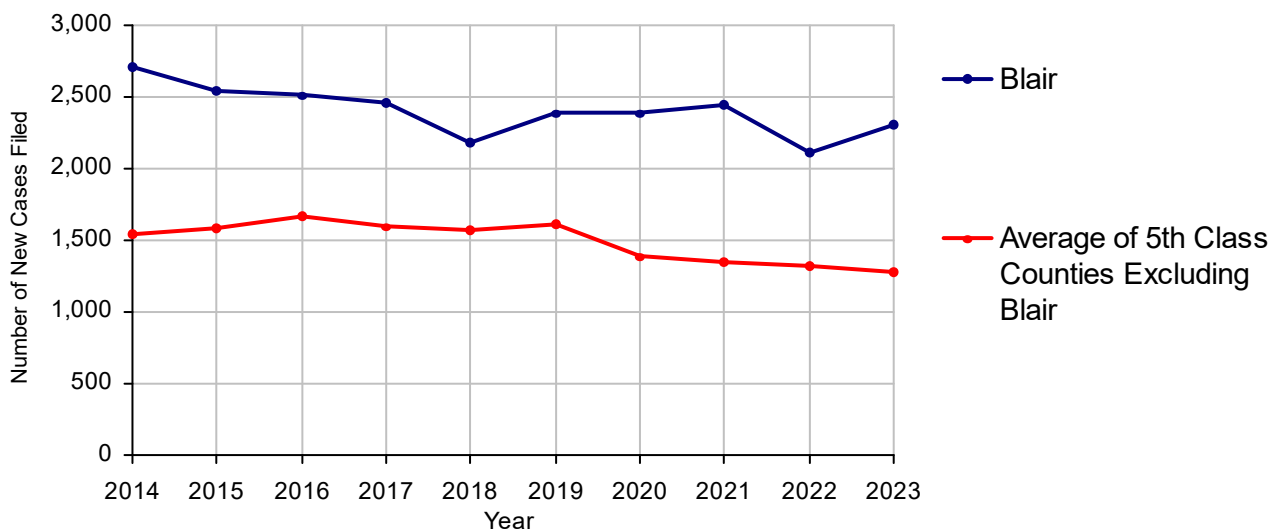
Data provided by CPCMS

* Includes other diversionary programs such as Veterans Court.

Age of Pending Cases as of 12/31/2023

0-60 Days	369	25.7%
61-120 Days	266	18.5%
121-180 Days	143	9.9%
181-240 Days	96	6.7%
241-300 Days	109	7.6%
301-360 Days	85	5.9%
Over 360 Days	370	25.7%
Total	1,438	100.0%

Criminal New Cases, 2014-2023



Blair County

2023 Population: 120,273
 Class of County: 5th
 No. of Common Pleas Judgeships: 5

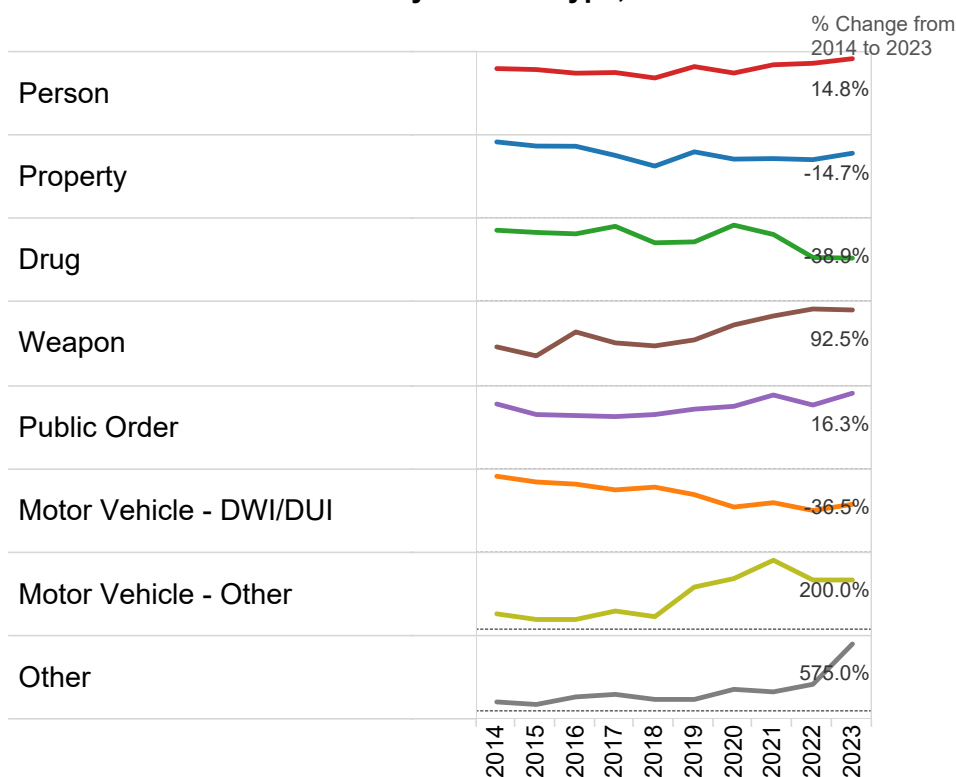


2023 Criminal - New Cases by Offense Type

Case Type	Felony	Misdemeanor	Summary	Total	
Person	226	240	0	466	20.2%
Property	304	291	7	602	26.1%
Drug	176	261	0	437	19.0%
Weapon	60	17	0	77	3.3%
Public Order	125	173	1	299	13.0%
Motor Vehicle - DWI/DUI	13	346	0	359	15.6%
Motor Vehicle - Other	2	33	1	36	1.6%
Other	24	3	0	27	1.2%
Total	930	1,364	9	2,303	100.0%
	40.4%	59.2%	0.4%	100.0%	

Data provided by CPCMS

Criminal New Cases by Offense Type, 2014-2023

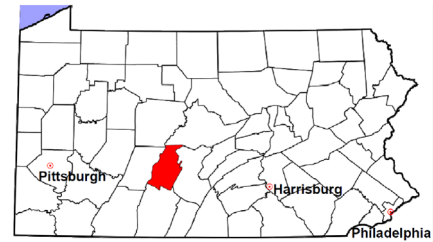


Blair County

2023 Population estimate: 120,273

Class of County: 5th

No. of Common Pleas Court Judgeships: 5

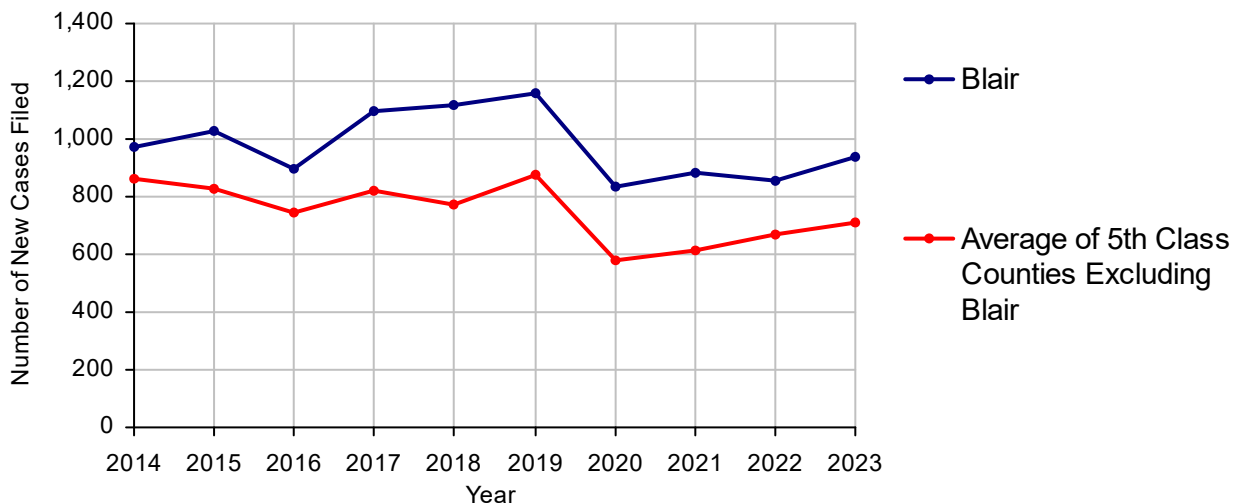


2023 Civil	Civil Action	Other	Total
Cases Pending 1/1/2023	806	355	1,161
Docketed Cases	662	276	938
Arbitration Appeals	0	0	0
Transferred In	2	0	2
Returned to Active	0	0	0
Cases Available for Processing	1,470	631	2,101
Processed By:			
Default Judgments	123	91	214
Cases Decided by Arbitration Board	13	3	16
Dispositive Motions	2	6	8
Settlements	138	49	187
Moved to Inactive Status	0	0	0
Transferred/Withdrawn	4	0	4
Dismissed/Discontinued	139	45	184
Administrative Purge	0	0	0
Other	23	18	41
Jury Trial	0	1	1
Non-Jury Trial	1	4	5
Total Cases Processed	443	217	660
Cases Pending 12/31/2023	1,027	414	1,441

Age of Pending Cases as of 12/31/2023 (Civil Action Only)

0-6 months	621	60.5%
7-12 months	160	15.6%
13-18 months	73	7.1%
19-24 months	42	4.1%
25-30 months	47	4.6%
31-36 months	30	2.9%
37-42 months	22	2.1%
43-48 months	7	0.7%
49-54 months	7	0.7%
55-60 months	2	0.2%
61-66 months	4	0.4%
67-72 months	6	0.6%
Over 72 months	6	0.6%
Total	1,027	100.0%

Docketed Cases, 2014-2023

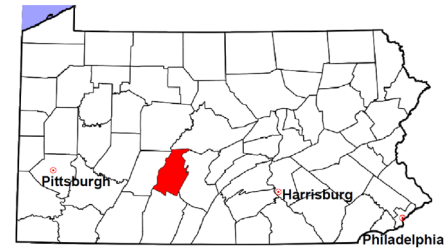


Blair County

2023 Population estimate: 120,273

Class of County: 5th

No. of Common Pleas Court Judgeships: 5



2023 Civil - Docketed Cases Listed by Case Type

TORT 87 9.3%

(does not include mass tort)

Intentional	0
Malicious Prosecution	0
Motor Vehicle	48
Nuisance	0
Premise Liability	13
Product Liability	2
Slander/Libel/Defamation	1
Other	23

MASS TORT 1 0.1%

Asbestos	0
Tobacco	0
Toxic Tort - DES	0
Toxic Tort - Implant	0
Toxic Waste	0
Other	1

PROFESSIONAL LIABILITY 17 1.8%

Dental	0
Legal	3
Medical Malpractice	11
Other	3

CONTRACT 518 55.2%

(does not include judgments)

Buyer Plaintiff	4
Debt Collection: Credit Card	433
Debt Collection: Other	59
Employment Dispute: Discrimination	2
Employment Dispute: Other	1
Other	19

Of the Docketed Cases:

Pro Se Filings: 85 9.1% Class Action Suits: 0 MDJ Appeals: 102 10.9%

*Civil Other

REAL PROPERTY 266 28.4%

Ejectment*	30
Eminent Domain/Condemnation*	3
Ground Rent	0
Landlord/Tenant Dispute	39
Mortgage Foreclosure:	
Residential*	167
Commercial*	2
Partition of Real Property*	5
Quiet Title*	10
Other*	10

CIVIL APPEALS 20 2.1%

- Administrative Agencies

Board of Assessment*	0
Board of Elections*	0
Dept. of Transportation*	0
Zoning Board*	1
Statutory Appeal - Other*	0
Other*	19

MISCELLANEOUS 29 3.1%

Common Law/	
Statutory Arbitration*	0
Declaratory Judgment*	1
Mandamus*	0
Non-Domestic Relations	
Restraining Order*	6
Quo Warranto*	0
Replevin*	10
Other*	12

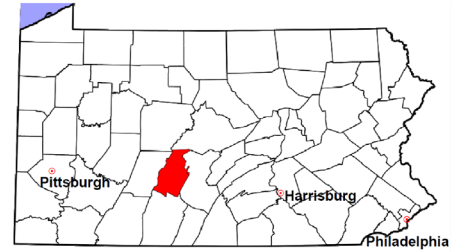
TOTAL DOCKETED CASES: 938 100.0%

Blair County

2023 Population estimate: 120,273

Class of County: 5th

No. of Common Pleas Court Judgeships: 5



2023 Protection From Abuse

**No. of
Petitions**

Cases Pending 1/1/2023

163

New Cases Filed in 2023

516

Of these, Petitions Requesting Temporary Orders: 516 (100.0%)

Temporary Orders DENIED: 19 (3.7%), Temporary Orders GRANTED: 497 (96.3%)

Cases Available for Processing

679

Processed By:

Temporary Order DENIED After Ex Parte Hearing and No Evidentiary Hearing Scheduled

0

Temporary Order DISMISSED After Evidentiary Hearing and No Final Order Entered

34

6.7%

Final Order DENIED After Evidentiary Hearing Before a Judge or a Judicial Officer

7

1.4%

Final Order GRANTED After Evidentiary Hearing Before a Judge or a Judicial Officer

153

30.2%

Plaintiff Did Not Appear For Evidentiary Hearing

62

12.2%

Final Order by STIPULATION OR AGREEMENT Between the Parties

73

14.4%

Petition WITHDRAWN by Plaintiff

178

35.1%

TRANSFERRED to Another Jurisdiction

0

Other

0

Cases Processed

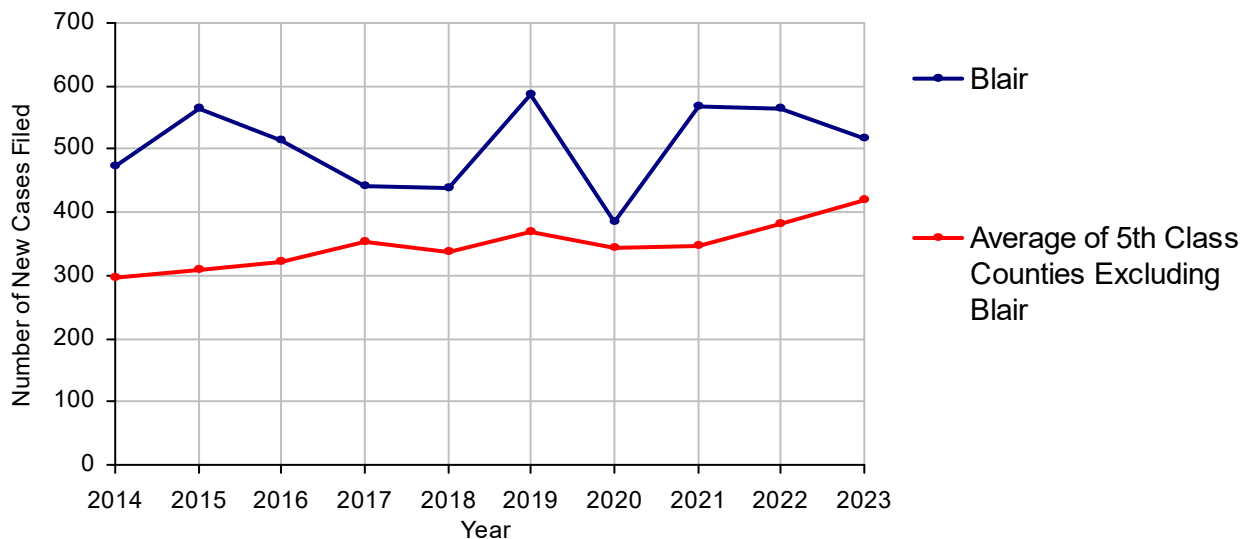
507

100.0%

Cases Pending 12/31/2023

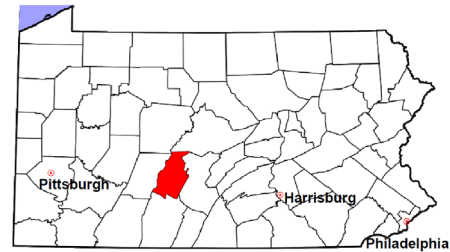
172

PFA New Cases Filed, 2014-2023



Blair County

2023 Population estimate: 120,273
 Class of County: 5th
 No. of Common Pleas Court Judgeships: 5



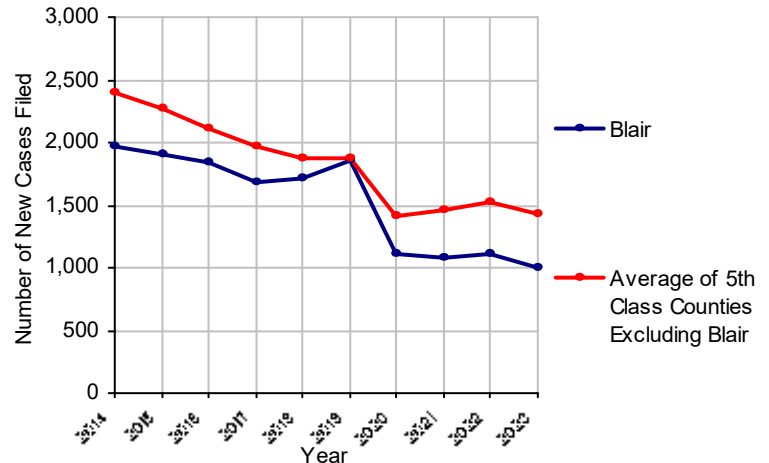
2023 Spousal & Child Support	No. of Petitions
Cases Pending 1/1/2023	278
New Cases Filed in 2023	995
Dockets Transferred In (+)	20
Dockets Transferred Out (-)	12
Cases Available for Processing	1,281
Processed By:	
Judge	69 6.9%
Intake Officer	925 93.1%
Hearing Officer	0
Other	0
Cases Processed	994 100.0%
Cases Pending 12/31/2023	287

Data provided by PACSES

2023 Paternity	No. of Cases
Acknowledgements Filed:	
Non-Domestic Relations Section	128 84.8%
During Conference	22 14.6%
Non-Stipulated (post genetic test)	1 0.7%
Pre-Trial Conference	0
Total	151 100.0%
Established:	
Stipulated by Genetic Tests	18 45.0%
Default - Father Failed to Appear	2 5.0%
Adjudication by Court Proceeding	0
Out of State	20 50.0%
Total	40 100.0%
Cases Pending 12/31/2023	52

Data provided by PACSES

Spousal & Child Support New Cases Filed, 2014-2023



DEFINITIONS:

ACKNOWLEDGEMENTS FILED:

NON-DOMESTIC RELATIONS SECTION: The voluntary Acknowledgement of Paternity by the alleged father.
DURING CONFERENCE: The alleged father signed the Acknowledgement of Paternity-Waiver of Trial (PE-010) at the initial child support conference.
NON-STIPULATED (POST GENETIC TEST): The alleged father signed the Acknowledgement of Paternity-Waiver of Trial after genetic tests were conducted and resulted in the alleged father being determined to be the biological father.
PRE-TRIAL CONFERENCE: The alleged father signed the Acknowledgement of Paternity-Waiver of Trial at the pre-trial conference.

ESTABLISHED:

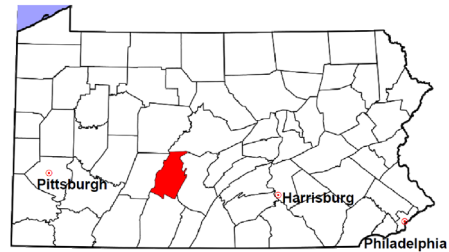
STIPULATED BY GENETIC TESTS: The alleged father requested genetic tests and signed a stipulation that if the test results had a 99% or higher probability of paternity then the alleged father would be stipulated as the biological father of the child.
DEFAULT - FATHER FAILED TO APPEAR: The alleged father failed to appear after being served for either a support conference, hearing, or genetic test and a default paternity order was entered by the court.
ADJUDICATION BY COURT PROCEEDING: The alleged father was determined to be the biological father of the child through a court proceeding.
OUT OF STATE: Paternity was established in another state, "Out of state only".

Blair County

2023 Population Estimate: 120,273

Class of County: 5th

No. of Common Pleas Court Judgeships: 5



2023 Custody/Partial Custody/Visitation

No. of
Petitions

Cases Pending 1/1/2023

304

New Cases Filed in 2023

414

Cases Available for Processing

718

Processed By:

Judge

74

20.6%

Non-Judicial Officer

164

45.7%

Administrative Review/Purge

1

0.3%

Other

120

33.4%

Cases Processed

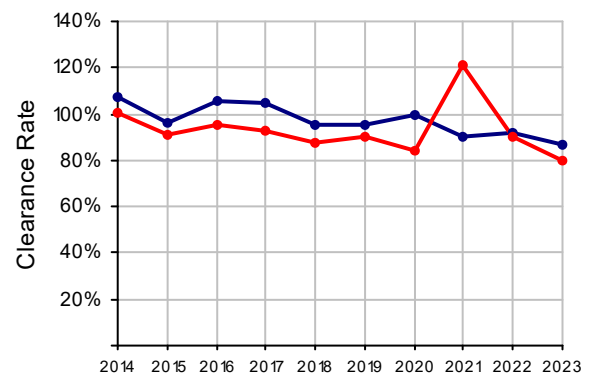
359

100.0%

Cases Pending 12/31/2023

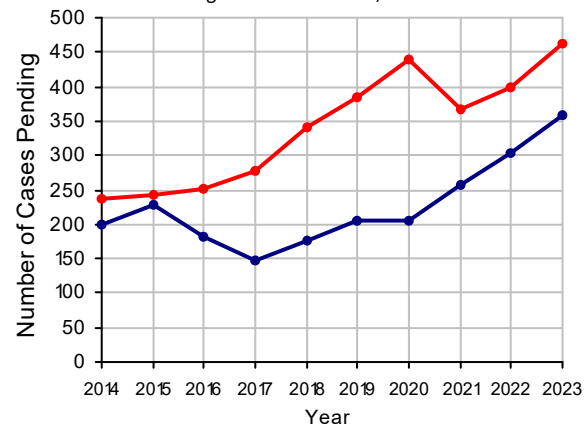
359

Clearance Rate, 2014-2023

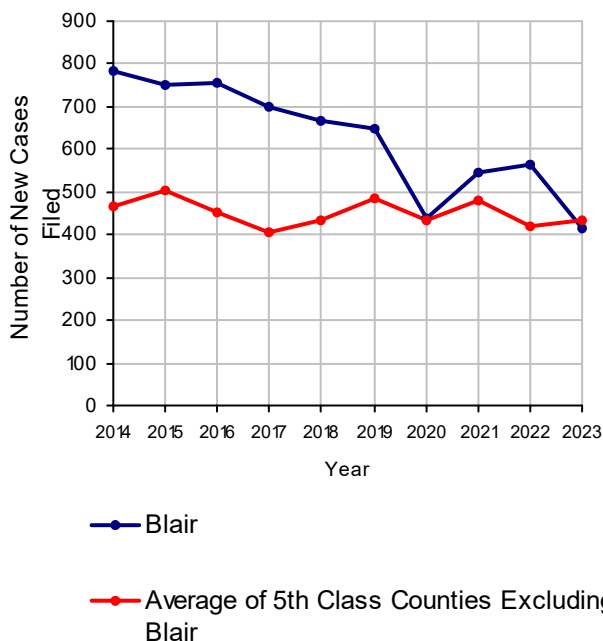


Note: Clearance Rate = Cases Processed / New Cases Filed

Cases Pending at the End of Year, 2014-2023



Custody/Partial Custody/Visitation New Cases Filed, 2014-2023

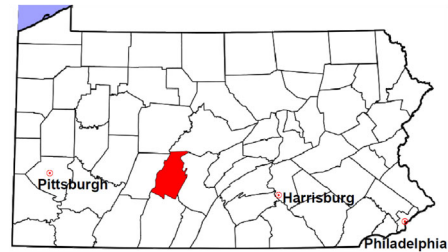


Blair County

2023 Population estimate: 120,273

Class of County: 5th

No. of Common Pleas Court Judgeships: 5



2023 Divorce

No. of Petitions

Cases Pending 1/1/2023

1,013

New Cases Filed in 2023

312

Cases Available for Processing

1,325

Processed By:

Contested Before a Judge

0

Contested Before a Non-Judicial Officer

8

2.9%

Uncontested

272

97.1%

Administrative Review/Purge

0

Other

0

Cases Processed

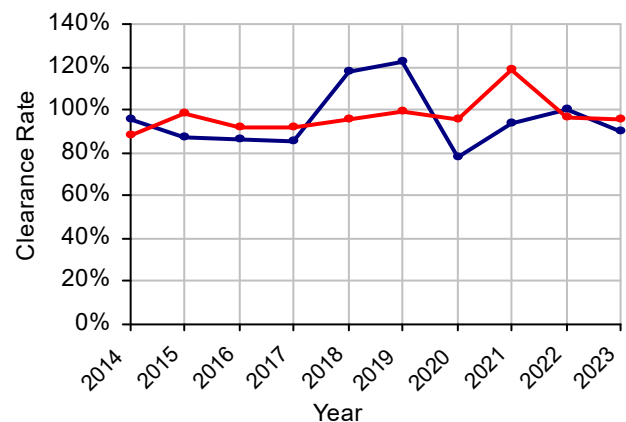
280

100.0%

Cases Pending 12/31/2023

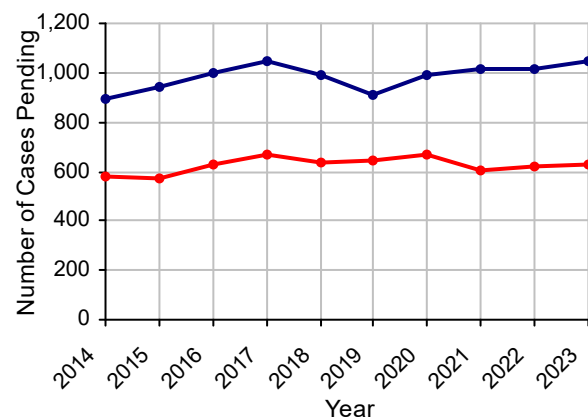
1,045

Clearance Rate, 2014-2023

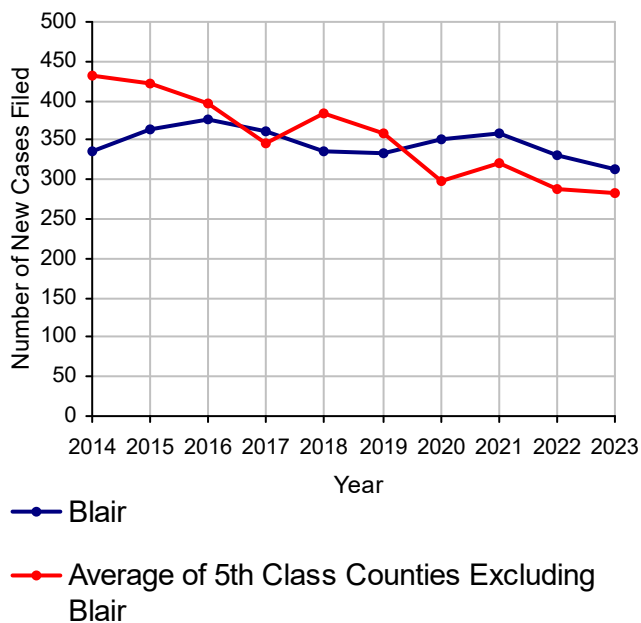


Note: Clearance Rate = Cases Processed / New Cases Filed

Cases Pending at the End of Year, 2014-2023



Divorce New Cases Filed, 2014-2023

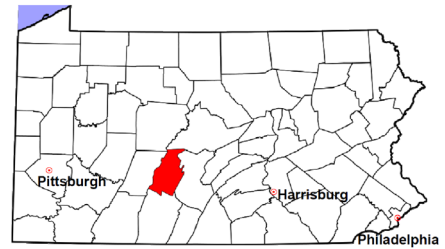


Blair County

2023 Population estimate: 120,273

Class of County: 5th

No. of Common Pleas Court Judgeships: 5

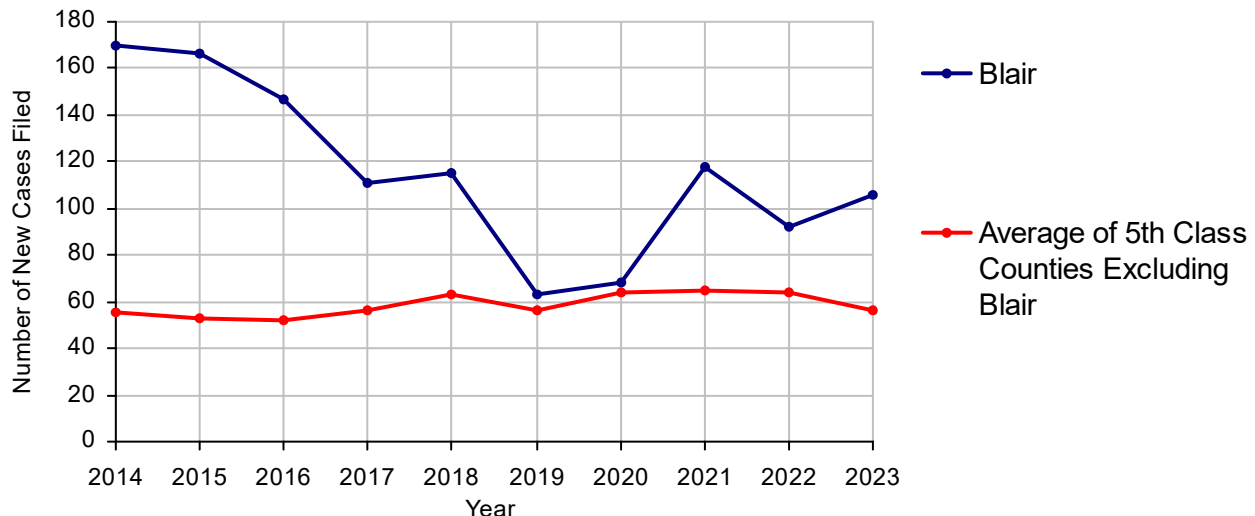


2023 Juvenile Dependency - Petitions Pending Adjudication

	Abuse/ Neglect	Status Offenses	Total
Cases Pending 1/1/2023	42	0	42
New Petitions Filed in 2023	106	0	106
Other	21	0	21
Total Petitions Available for Processing	169	0	169
Processed by:			
Adjudicated Dependent			
Judge	32	0	32
Juvenile Court Hearing Officer	64	0	64
Adjudicated NOT Dependent			
Judge	1	0	1
Juvenile Court Hearing Officer	1	0	1
Withdrawn/Dismissed/Inactive	27	0	27
Other	8	0	8
Total Petitions Processed	133	0	133
Cases Pending 12/31/2023	36	0	36

Data provided by CPCMS

Abuse/Neglect and Status Offenses New Cases Filed, 2014-2023

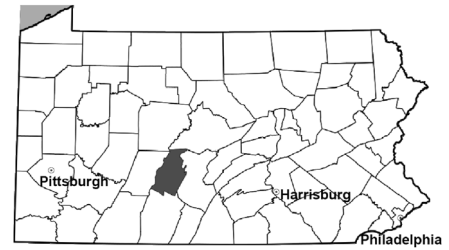


Blair County

2023 Population estimate: 120,273

Class of County: 5th

No. of Common Pleas Court Judgeships: 5



2023 Juvenile Dependency - Adjudicated Dependent Inventory

	Abuse/ Neglect		Status Offenses		Total	
Cases Pending 1/1/2023	94		1		95	
New Adjudicated Dependent Cases	96		0		96	
Other	0		0		0	
Total Adjudicated Dependent Cases	190		1		191	
<u>Court Supervision Terminated:</u>						
Family Reunification	17	27.9%	0		17	27.9%
Adoption	9	14.8%	0		9	14.8%
Placement with a Relative/Guardian	25	41.0%	0		25	41.0%
Aged Out	2	3.3%	0		2	3.3%
Other Permanency Outcomes*	1	1.6%	0		1	1.6%
Other**	7	11.5%	0		7	11.5%
Total Adjudicated Dependent Cases Terminated	61	100.0%	0	100.0%	61	100.0%
Cases Pending 12/31/2023	129		1		130	

Data provided by CPCMS

* Other Permanency Outcomes include: adjudicated delinquent, death due to natural causes, emancipation, permanent living arrangement, and parent has come forward.

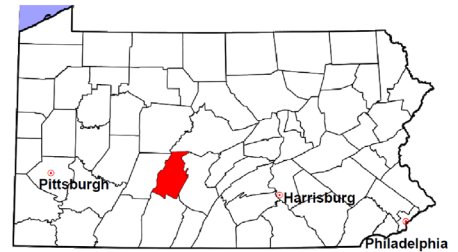
** Other includes cases where court supervision is terminated due to transfer out of jurisdiction, withdrawal and administrative closure.

Blair County

2023 Population estimate: 120,273

Class of County: 5th

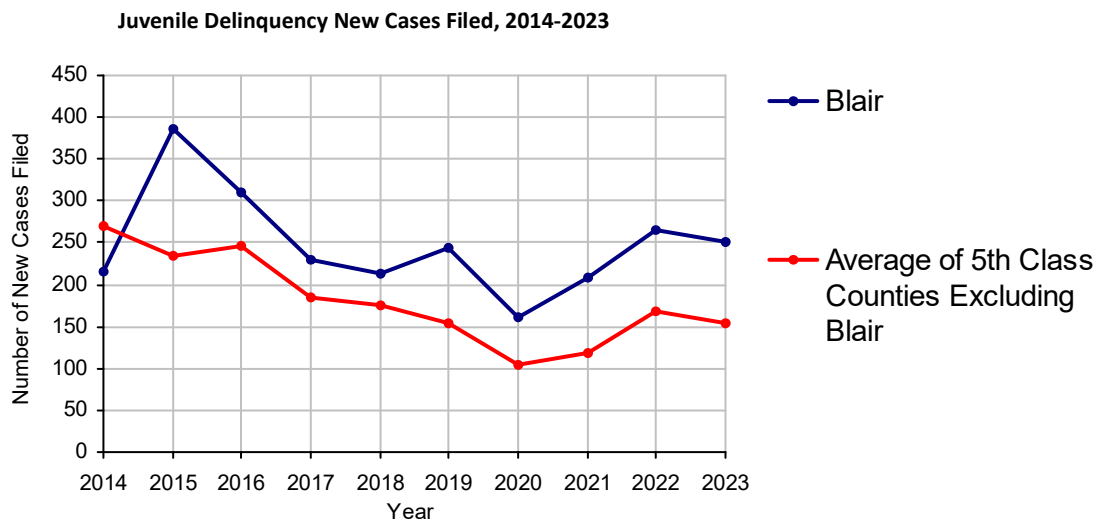
No. of Common Pleas Court Judgeships: 5



2023 Juvenile Delinquency - Cases Pending Disposition

Begin Pending	96
New Cases	250
Consent Decree Revoked	6
Informal Adjustment Program Revoked	0
Alternative Program Revoked	0
Warrant Returned	0
Other	18
Total Cases Available for Disposition	370
Warrant Issued	0
Disposed by:	
Adjudicated Delinquent by a Judge	57
Adjudicated Delinquent by a Juvenile Court Hearing Officer	9
Consent Decree Entered	138
Informal Adjustment Program Entered	10
Warned and Counseled (Pre-Petition)	0
Dismissed/Withdrawn/Transferred	13
Transferred to Criminal Court	3
Other	30
Total Cases Disposed	260
End Pending	110

Data provided by CPCMS



Blair County

2023 Population: 120,273
 Class of County: 5th
 No. of Common Pleas Judgeships: 5

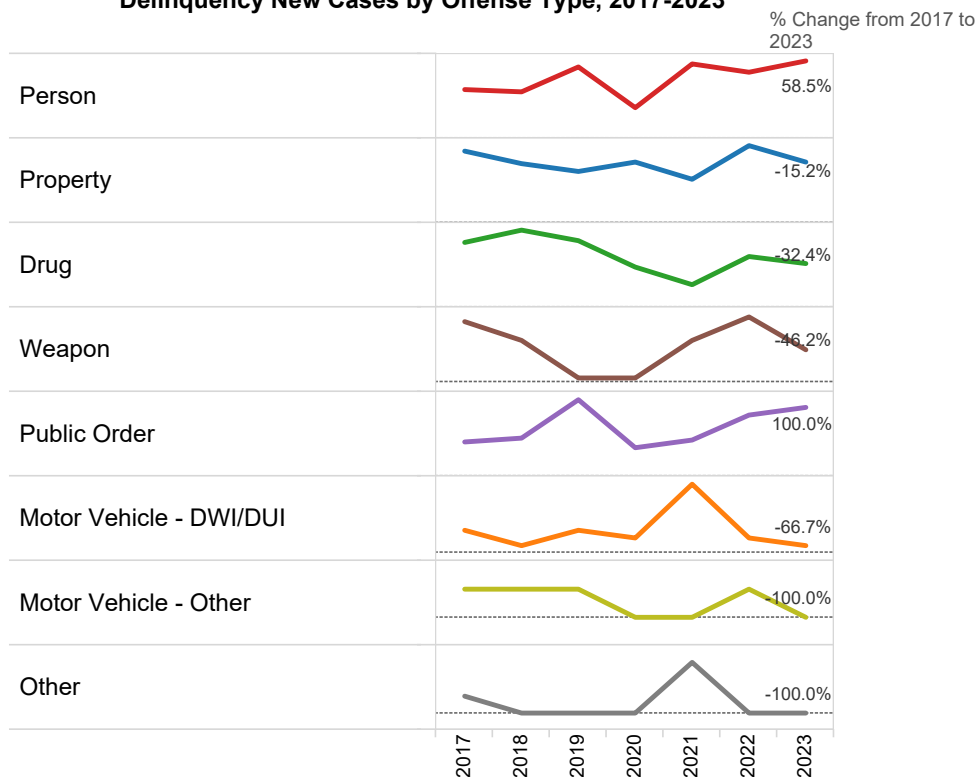


2023 Delinquency - New Cases by Offense Type

Case Type	Felony	Misdemeanor	Summary	Total	
Person	39	64	0	103	41.2%
Property	31	47	0	78	31.2%
Drug	4	21	0	25	10.0%
Weapon	0	7	0	7	2.8%
Public Order	5	30	1	36	14.4%
Motor Vehicle - DWI/DUI	0	1	0	1	0.4%
Motor Vehicle - Other	0	0	0	0	0.0%
Other	0	0	0	0	0.0%
Total	79	170	1	250	100.0%
	31.6%	68.0%	0.4%	100.0%	

Data provided by CPCMS

Delinquency New Cases by Offense Type, 2017-2023

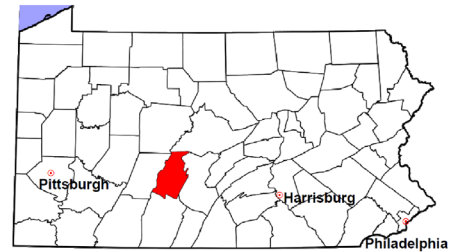


Blair County

2023 Population estimate: 120,273

Class of County: 5th

No. of Common Pleas Court Judgeships: 5



2023 Juvenile Delinquency - Formal Dispositions

Begin Pending	62
Adjudicated Delinquent by a Judge	57
Adjudicated Delinquent by a Juvenile Court Hearing Officer	9
Warrant Returned	0
Other	4
Total Adjudicated Delinquent Cases	132
Warrant Issued	0
Court Supervision Terminated:	
Conditions Satisfied	6
Compelling Reasons	29
Reached Age 21	0
Transferred to Another Juvenile Court	0
Other	5
Total Adjudicated Delinquent Cases Terminated	40
End Pending	92

(R) - Revised

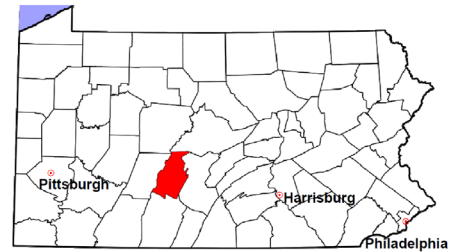
Data provided by CPCMS

Blair County

2023 Population estimate: 120,273

Class of County: 5th

No. of Common Pleas Court Judgeships: 5



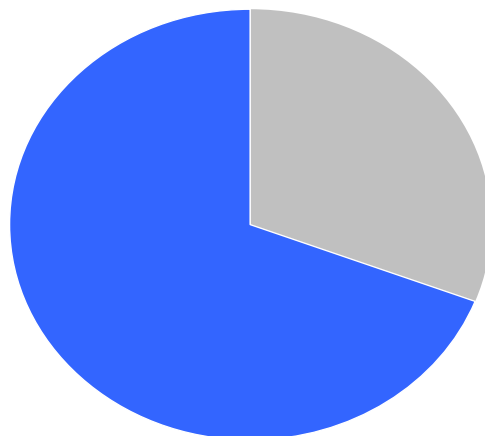
2023 Juvenile Delinquency - Informal Dispositions

Pending Consent Decrees	77
Pending Informal Adjustments	5
New Consent Decrees	138
New Informal Adjustments	10
Warrant Returned	0
Other	0
Cases Informally Disposed	230
Warrant Issued	0
Terminated by:	
Consent Decree Completed	116
Informal Adjustment Completed	10
Consent Decree Revoked	6
Informal Adjustment Program Revoked	0
Other	13
Total Informally Disposed Cases Terminated	145
End Pending	85

(R) - Revised

Data provided by CPCMS

Informal
Dispositions: **69%**



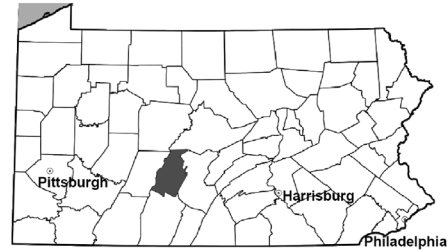
Delinquency Cases are disposed either formally, at a proceeding held before a judge or hearing officer, or informally without a proceeding. Informal dispositions include informal adjustments supervised by a juvenile probation officer; consent decrees agreed upon with the District Attorney after a petition is filed; or other pre-petition process by the juvenile probation department.

Blair County

2023 Population estimate: 120,273

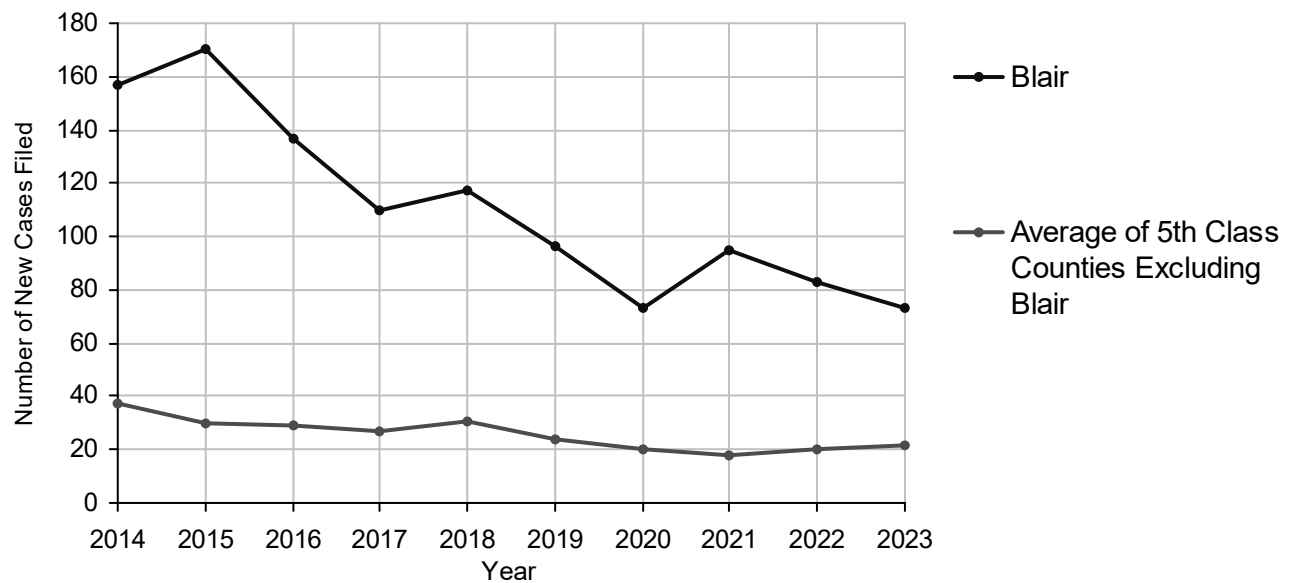
Class of County: 5th

No. of Common Pleas Court Judgeships: 5



2023 Accounts	No. of Cases	
Cases Pending 1/1/2023	93	
New Cases Filed in 2023	73	
Cases Available for Processing	166	
Processed By:		
Contested before a Judge	0	
Contested before a Non-Judicial Officer	0	
Uncontested	72	100.0%
Other	0	
Cases Processed	72	100.0%
Cases Pending 12/31/2023	94	

Accounts New Cases Filed, 2014-2023

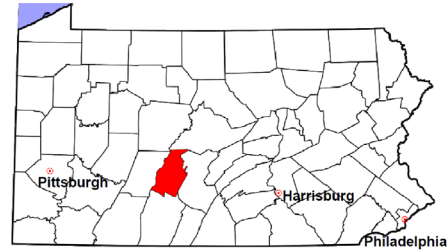


Blair County

2023 Population estimate: 120,273

Class of County: 5th

No. of Common Pleas Court Judgeships: 5



2023 Adoptions

**No. of
Cases**

Cases Pending 1/1/2023

22

New Cases Filed in 2023

46

Cases Available for Processing

68

Processed By:

Contested before a Judge

Granted

0

Denied

0

Uncontested

Granted

42 100.0%

Denied

0

Other

0

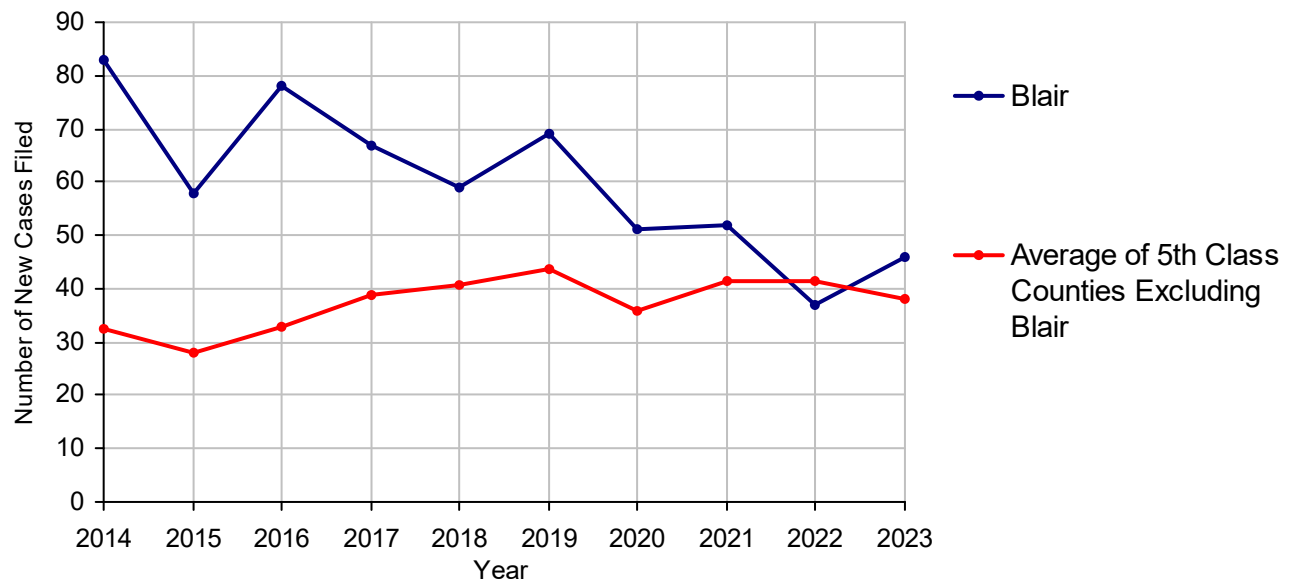
Cases Processed

42 100.0%

Cases Pending 12/31/2023

26

Adoptions New Cases Filed, 2014-2023

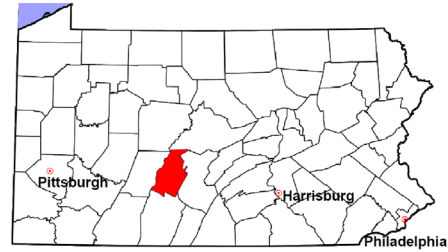


Blair County

2023 Population estimate: 120,273

Class of County: 5th

No. of Common Pleas Court Judgeships: 5



2023 Relinquishments/Terminations

No. of
Cases

Cases Pending 1/1/2023

36

New Cases Filed in 2023

58

Cases Available for Processing

94

Processed By:

Contested before a Judge

0

Uncontested

36

83.7%

Other

7

16.3%

Cases Processed

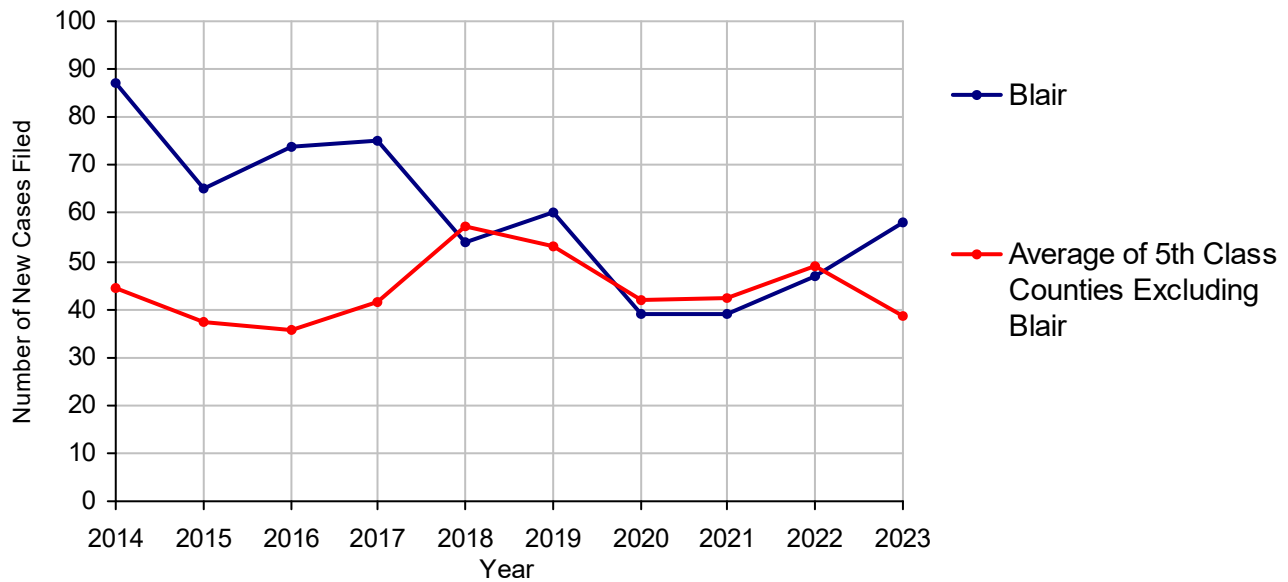
43

100.0%

Cases Pending 12/31/2023

51

Relinquishments/Terminations New Cases Filed, 2014-2023

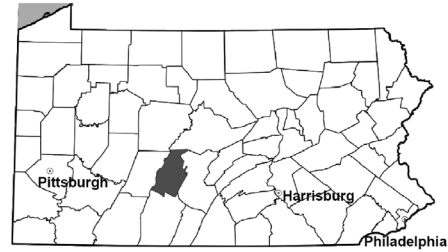


Blair County

2023 Population estimate: 120,273

Class of County: 5th

No. of Common Pleas Court Judgeships: 5



2023 Appointment of Guardians

**No. of
Cases**

Cases Pending 1/1/2023

18

New Cases Filed in 2023

50

Cases Available for Processing

68

Processed By:

Contested before a Judge

1 1.9%

Uncontested

46 88.5%

Other

5 9.6%

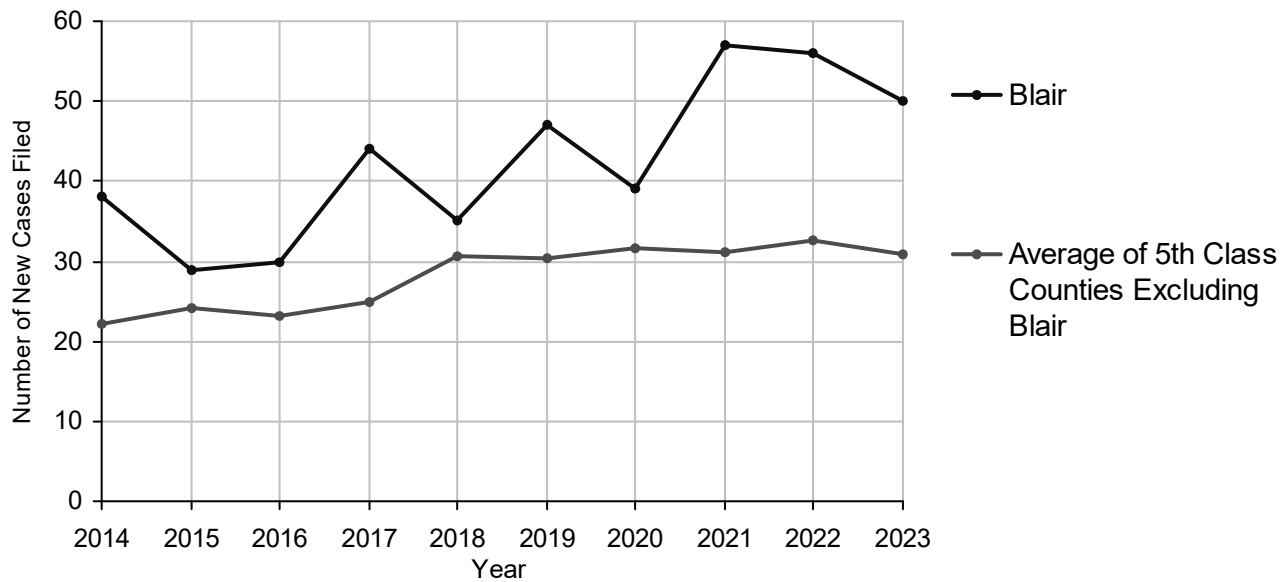
Cases Processed

52 100.0%

Cases Pending 12/31/2023

16

Appointment of Guardians New Cases Filed, 2014-2023

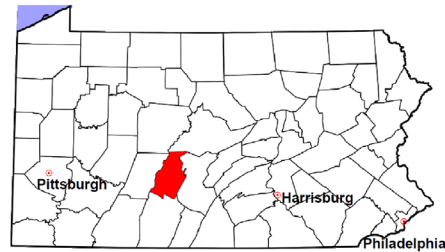


Blair County

2023 Population estimate: 120,273

Class of County: 5th

No. of Common Pleas Court Judgeships: 5



2023 Jury Yield and Utilization

Jury Yield

Qualification Questionnaires/Summonses Mailed:	15,974	A			
Returned Undeliverable:	847	B	5.3%	Of Qualification Questionnaires/ Summonses Mailed	
Not Responded to:	2,476	C	15.5%		
the Number of Prospective Jurors:					
Disqualified:	1,119	D	7.0%		
Exempted:	1,428	E	8.9%		
Excused:	5,434	F	34.0%		
Deferred to New Term:	0	G			
Deferred from Previous Term:	0	H			
Total Number of Qualified Jurors Available for Service:	4,670	I	29.2%		

$I=A-B-C-D-E-F-G+H$

Jury Utilization

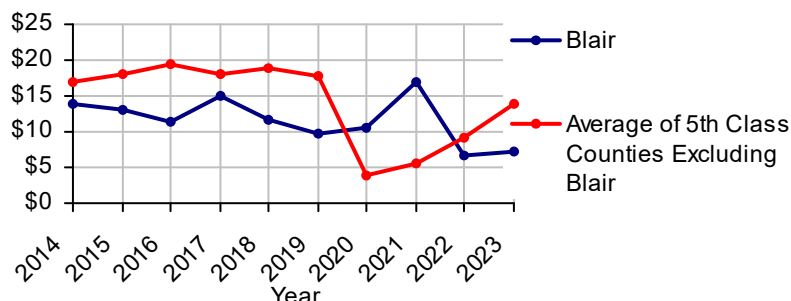
the Number of Jurors:				
Reporting for Service:	4,028	86.3%	Of Jurors Qualified and Available	
Told Not to Report for Service:	1,496	32.0%		
Sent to Courtroom for Jury Selection (Voir Dire):	2,108	52.3%	Of Jurors Reporting for Service	
Impaneled or Sworn (jurors/alternates):	690	17.1%		
Removed for Cause/Hardship:	547			
Removed by Peremptory Challenge:	718			
Number of Jury Trials Started:	33			
Pool Days:	14			
Zero Panel Days	2	14.3%	(Of Pool Days)	

Jury Costs

Total Annual Budget for Juror Operations:	\$115,412.00	J
Average Cost Per Juror:	\$7.22	K

$K = J/A$

Average Cost Per Juror, 2014-2023

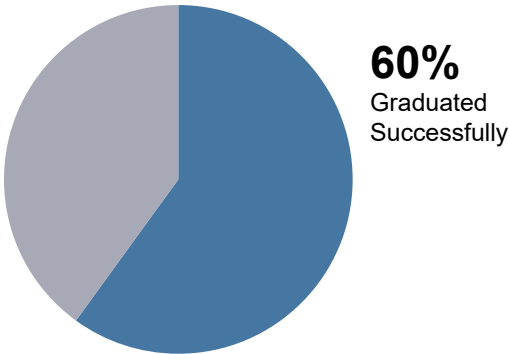


Blair County

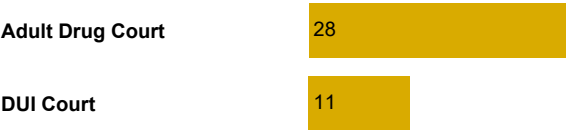
2023 Problem Solving Courts

30 Discharges

Of All Court Participants Discharged:



39 Admissions



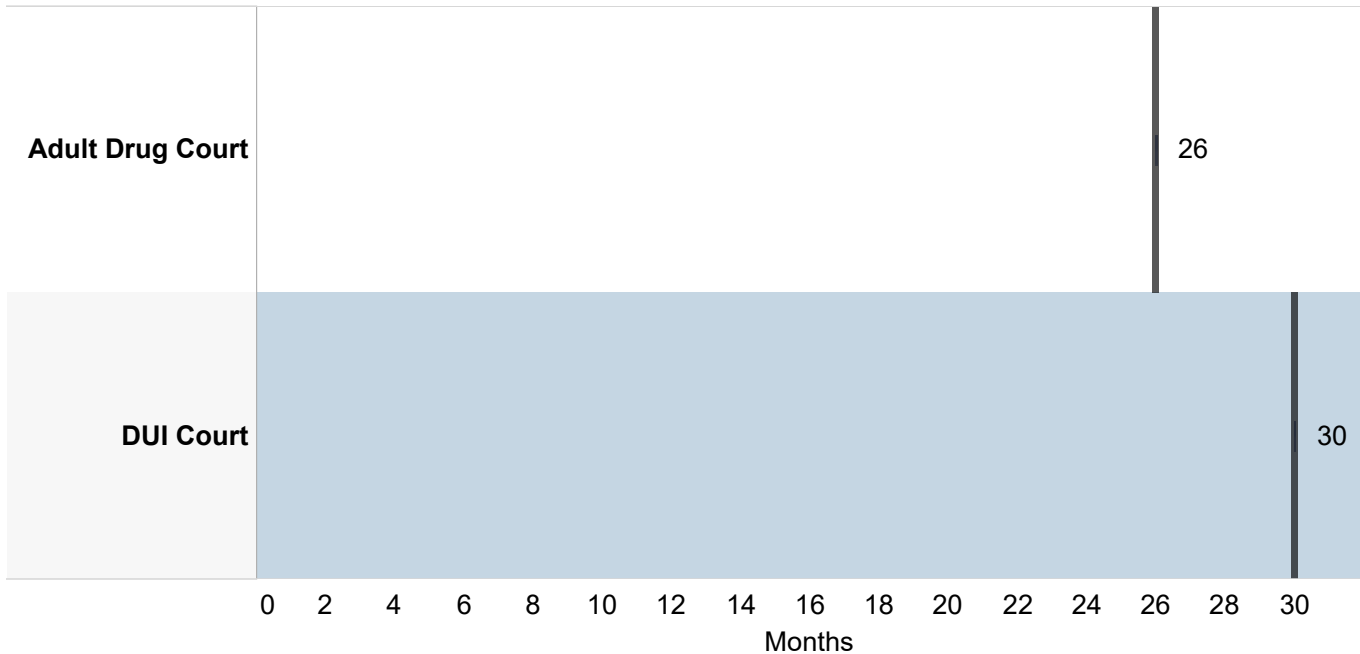
Discharge Reason

	Successfully Completed	Unsuccessful/New Offense	Unsuccessful /Non-Compliant	Unsuccessful /Absconded	Other	Total Discharges
Adult Drug Court	14 (66.7%)	1 (4.8%)	4 (19.0%)	2 (9.5%)		21 (100.0%)
DUI Court	4 (44.4%)		3 (33.3%)	1 (11.1%)	1 (11.1%)	9 (100.0%)

Blair County

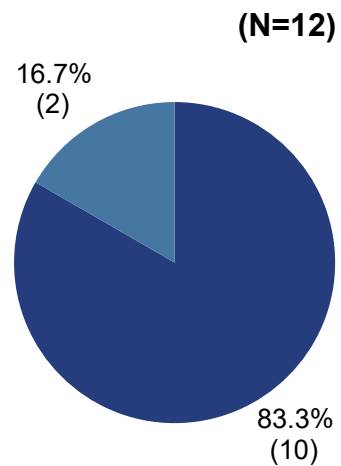

2023 Problem Solving Courts

Median Months from Admission to Discharge



Among successful graduates, there was a 100% increase in employment.

83% of the employed successful graduates were employed full time:



7% (2) of all participants have improved in **education level** at discharge.

■ Employed Full Time
■ Employed Part Time

DEPARTMENT OF RESEARCH & STATISTICS

KIM NIEVES, PH.D.

DIRECTOR

ANDREW GINDER, MPA

ASSISTANT DIRECTOR

YAN LIU, M.S.

SENIOR STATISTICAL ANALYST

SASANKA ADIKARI, PH.D

DATA SCIENTIST

AMANDA PEREIRA

RESEARCH ASSISTANT