



2024

ANNUAL REPORT OF STATISTICS
SUPERIOR COURT OF PENNSYLVANIA

April 2025



JUDGES OF THE SUPERIOR COURT

President Judge Anne E. Lazarus
Judge Mary Jane Bowes
President Judge Emeritus Jack A. Panella
Judge Judith Ference Olson
Judge Victor P. Stabile
Judge Alice Beck Dubow
Judge Deborah A. Kunselman
Judge Carolyn H. Nichols
Judge Mary P. Murray
Judge Maria C. McLaughlin
Judge Megan King
Judge Megan Sullivan
Judge Jill Beck
Judge Timika Lane
President Judge Emeritus Correale F. Stevens
President Judge Emeritus John T. Bender
Judge James G. Colins

EXECUTIVE ADMINISTRATOR

Jennifer Traxler, Esquire

DEPUTY EXECUTIVE ADMINISTRATOR

Robert Krandel, Esquire

DEPARTMENT HEADS

Benjamin Kohler, Esquire
Prothonotary

Philip H. Yoon, Esquire
Chief Staff Attorney - Legal

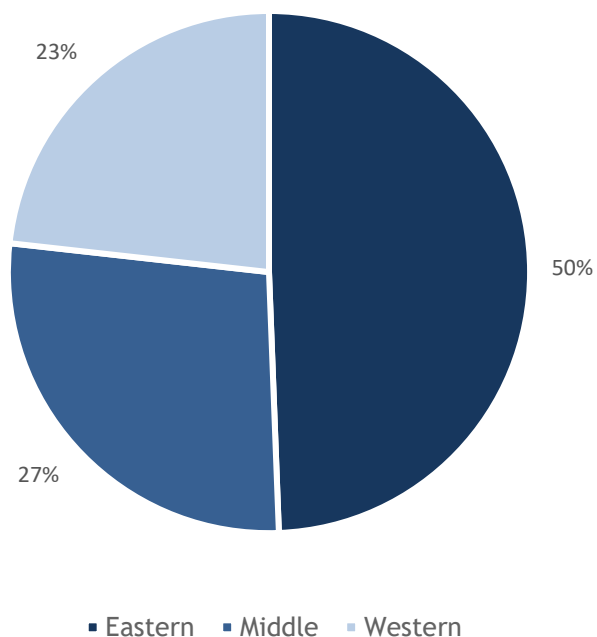
Catherine Shelly, Esquire
Chief Staff Attorney - Operations

Peter F. Johnson, Esquire
Legal Systems Coordinator

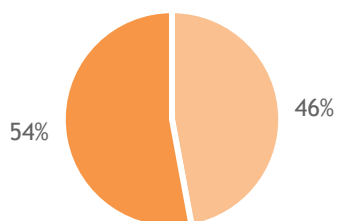
Dolores A. Bianco,
Reporter



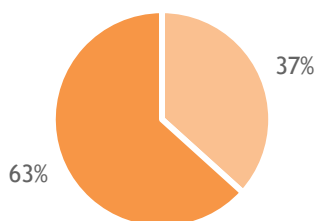
Appeals by District in 2024



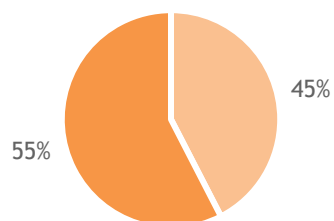
Eastern District



Middle District



Western District

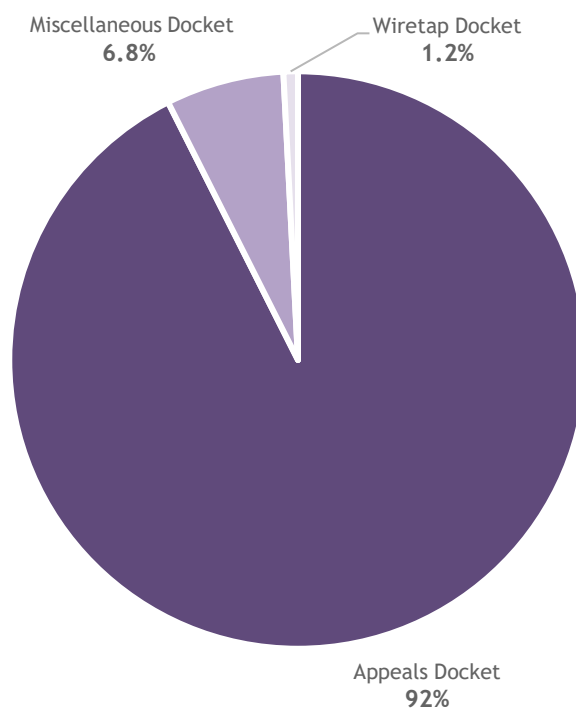


● Civil ● Criminal

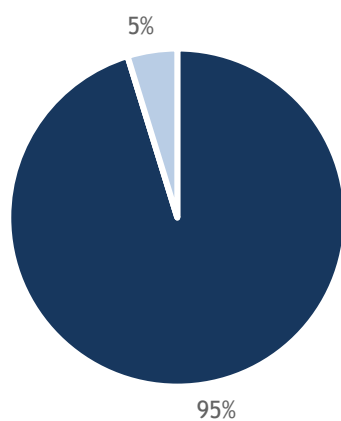
	Civil	Criminal	Total
Eastern	1,568	1,823	3,391
Middle	698	1,181	1,879
Western	713	882	1,595
Total	2,979	3,886	6,865



Cases by Docket Type in 2024

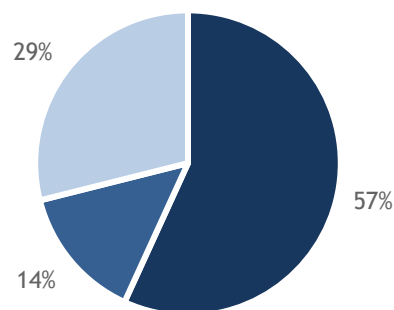


Wiretap Docket by
Docketing District in 2024



■ Eastern ■ Western

Miscellaneous Docket by
District in 2024



■ Eastern ■ Middle ■ Western

	Miscellaneous Docket	Wiretap Docket	Appeals Docket	Total
Eastern	279	60	3,391	3,730
Middle	70	†	1,879	1,949
Western	142	3	1,595	1,740
Total	491	63	6,865	7,419

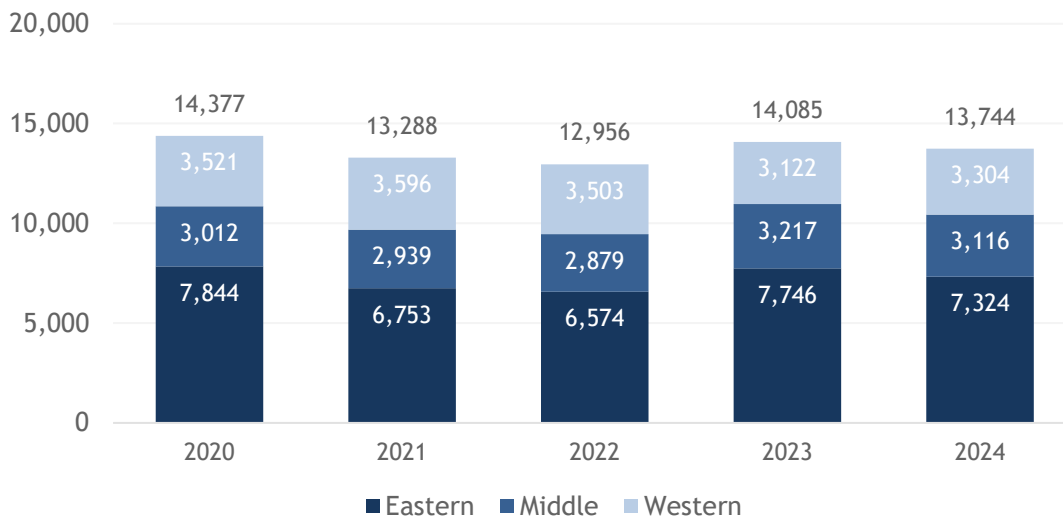
*Miscellaneous dockets are comprised of filings unrelated to active docketed appeals, such as Petitions for Permission to Appeal.

† Middle District wiretap applications are maintained in the Eastern District office.



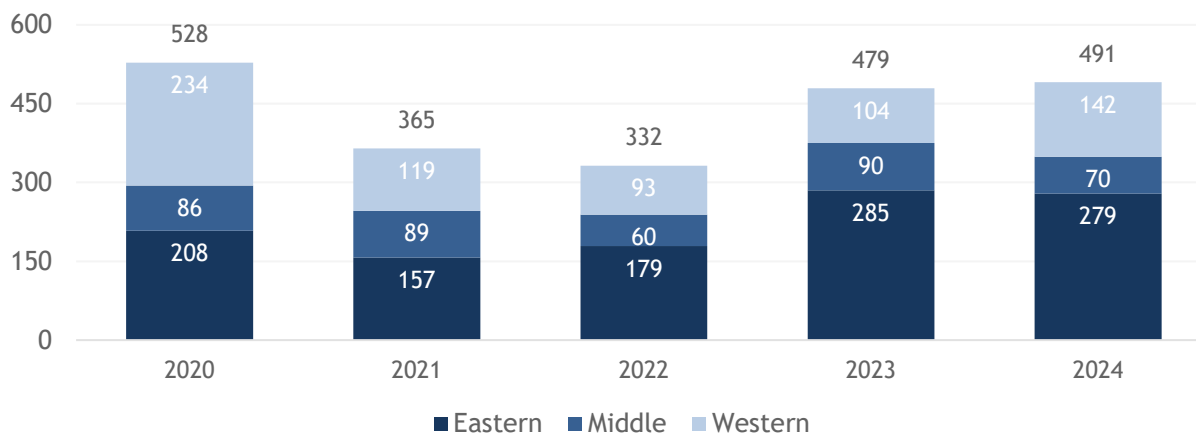
Appeals Docket Applications

(Applications related to active docketed appeals)

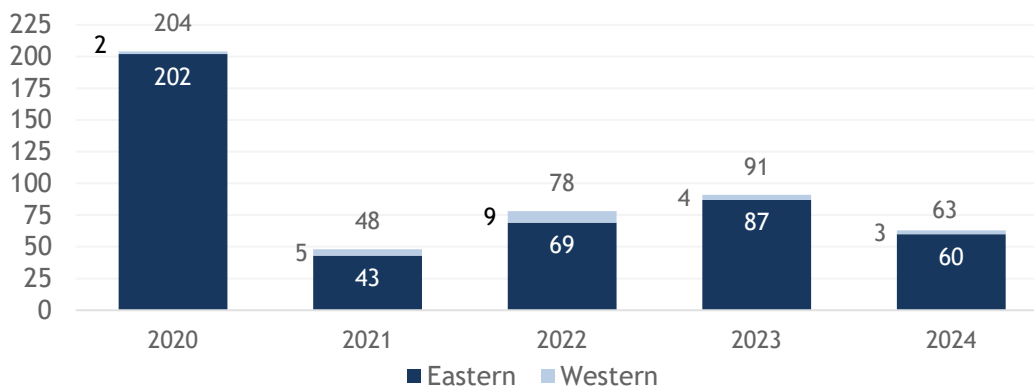


Miscellaneous Docket Applications

(Applications unrelated to active docketed appeals)



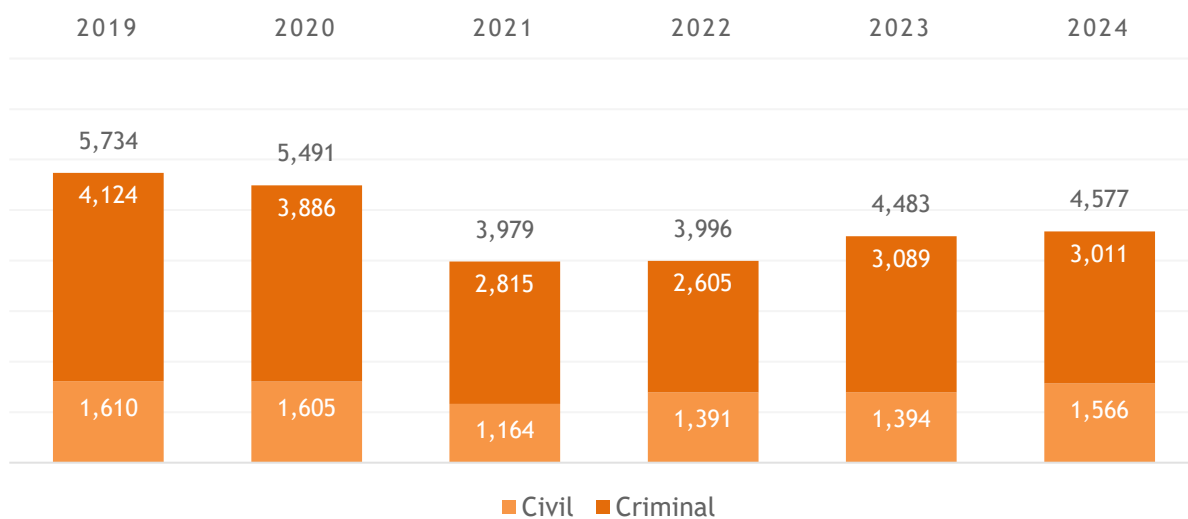
Wiretap Applications by Docketing District



* Middle District wiretap applications are maintained in the Eastern District office.



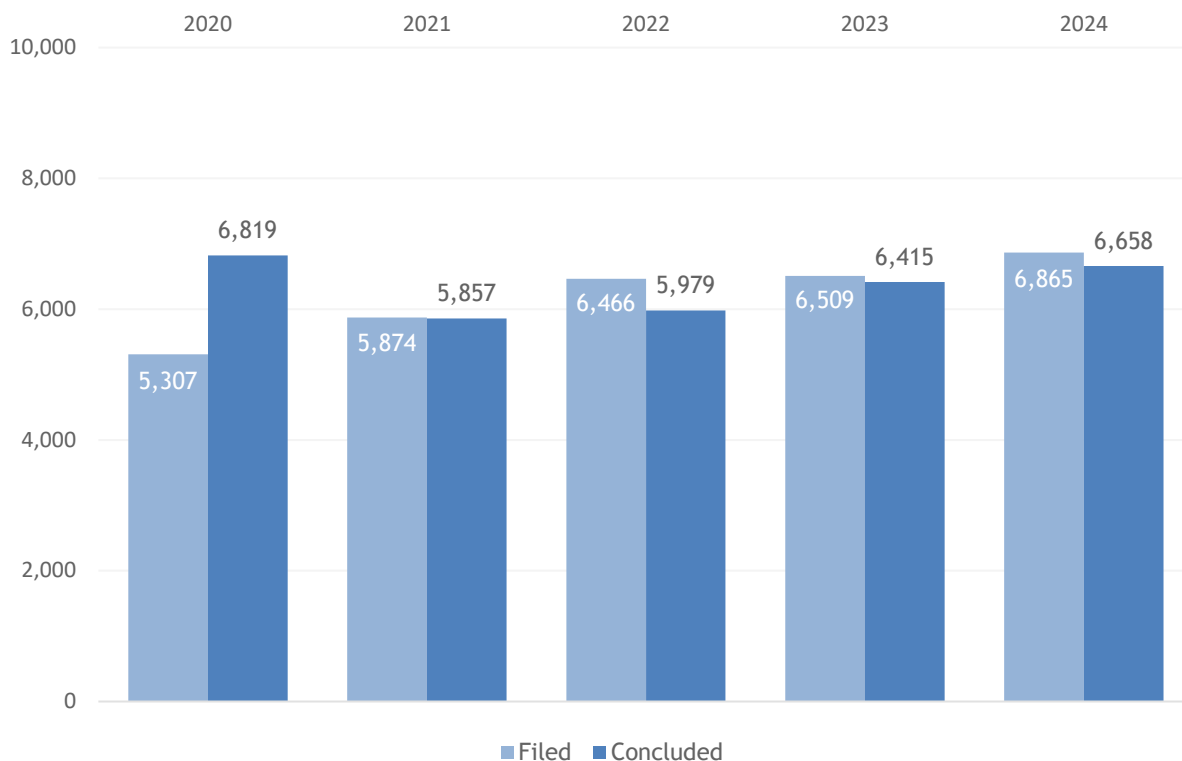
Appeals Pending as of January 1



	2019	2020	2021	2022	2023	2024
Civil Appeals Pending 1/1	1,610	1,605	1,164	1,391	1,394	1,566
Criminal Appeals Pending 1/1	4,124	3,886	2,815	2,605	3,089	3,011
Total	5,734	5,491	3,979	3,996	4,483	4,577
Civil Appeals Pending 12/31	1,605	1,164	1,391	1,394	1,566	1,666
Criminal Appeals Pending 12/31	3,886	2,815	2,605	3,089	3,011	3,118
Total	5,491	3,979	3,996	4,483	4,577	4,784



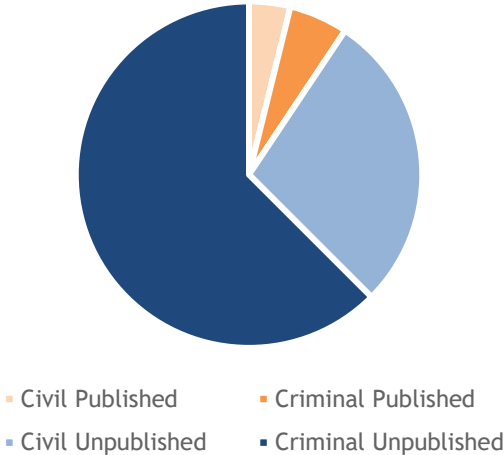
Appeals Filed and Concluded



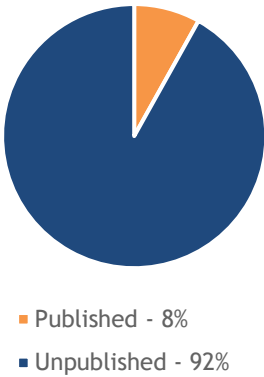
	2020	2021	2022	2023	2024
Civil Appeals Filed	2,014	2,533	2,623	2,790	2,979
Criminal Appeals Filed	3,293	3,341	3,843	3,719	3,886
Total	5,307	5,874	6,466	6,509	6,865
Civil Appeals Concluded	2,455	2,306	2,620	2,618	2,879
Criminal Appeals Concluded	4,364	3,551	3,359	3,797	3,779
Total	6,819	5,857	5,979	6,415	6,658



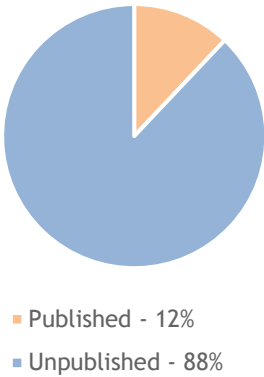
Decisions in 2024



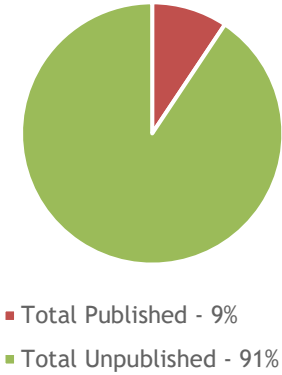
Criminal Decisions in 2024



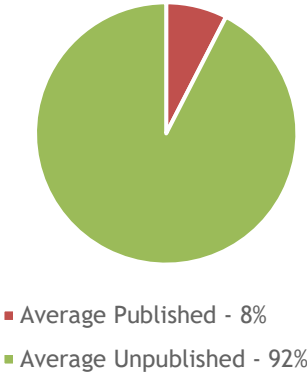
Civil Decisions in 2024



Total Decisions in 2024

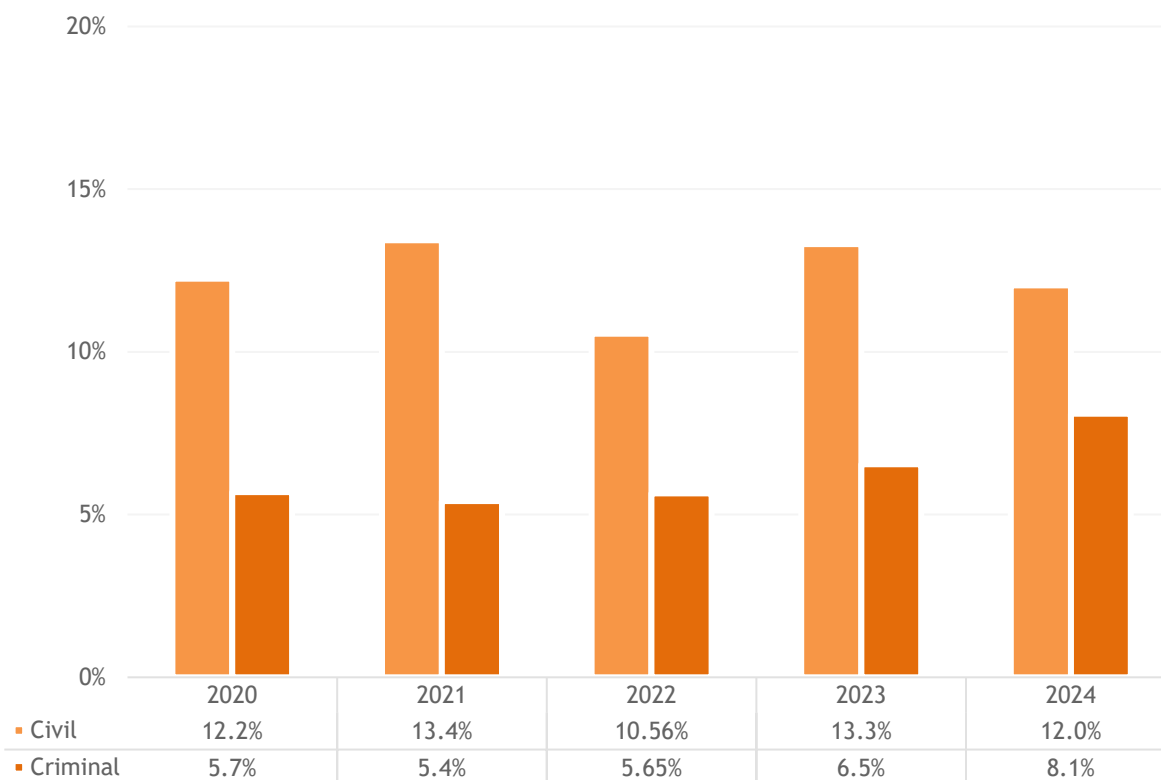


Average Since 2020





Share of Published Decisions Among Filed Decisions

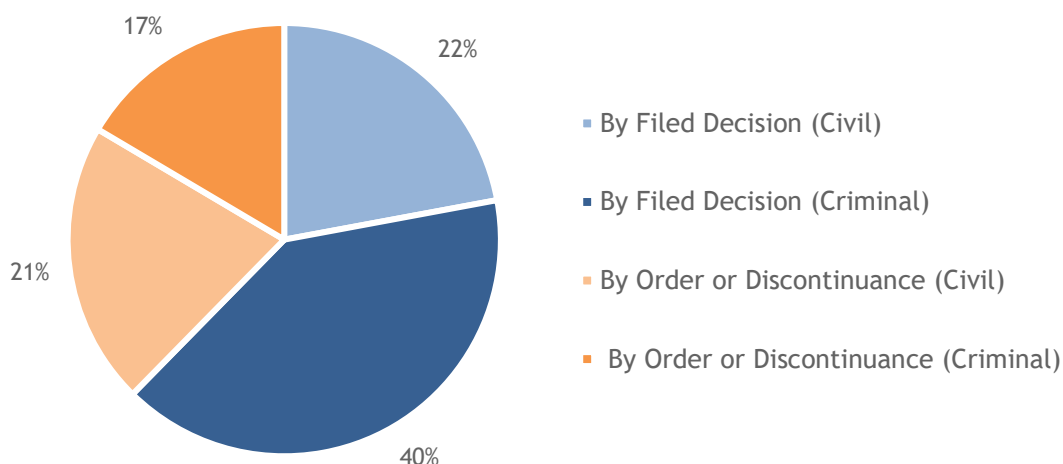


	2020	2021	2022	2023	2024
Civil Precedential	140	133	115	133	130
Criminal Precedential	160	123	109	149	186
Total Precedential	300	256	224	282	316
Civil Non-Precedential	1,003	857	974	866	949
Criminal Non-Precedential	2,652	2,150	1,821	2,127	2,109
Total Non-Precedential	3,655	3,007	2,795	2,993	3,058
Total Filed Decisions *	3,955	3,263	3,019	3,275	3,374

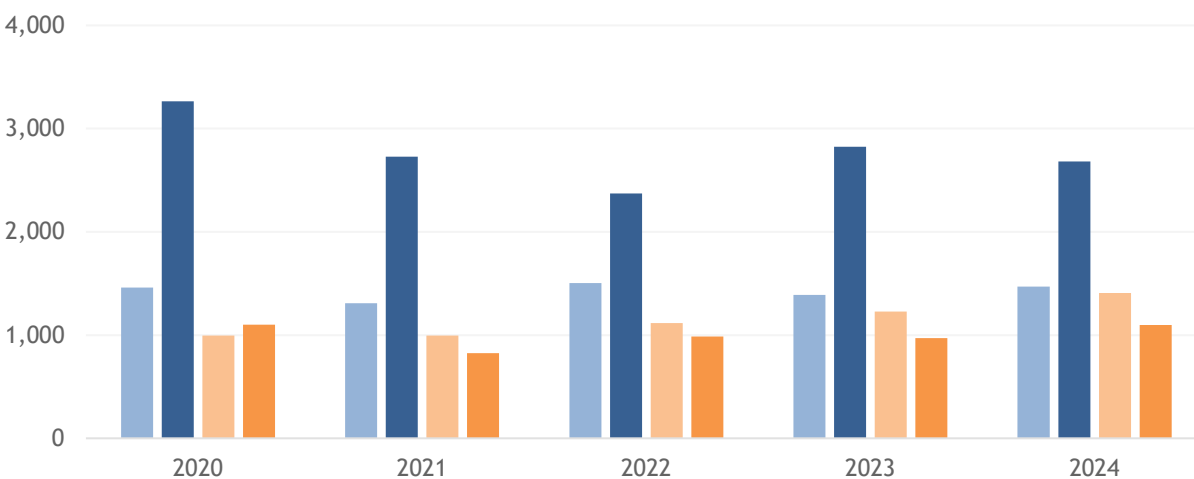
* The total of filed decisions was calculated by totaling this Court’s published opinions, opinions *per curiam*, memorandum decisions, and judgment orders.



Dispositions by Type in 2024



Number of Dispositions per Year by Type

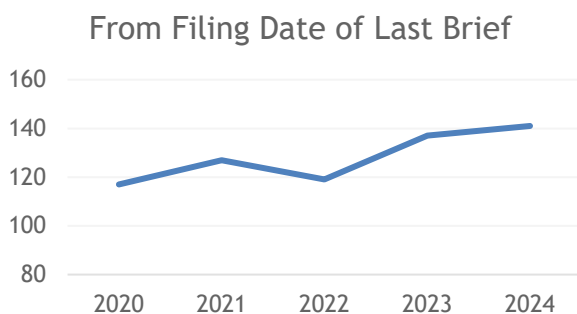
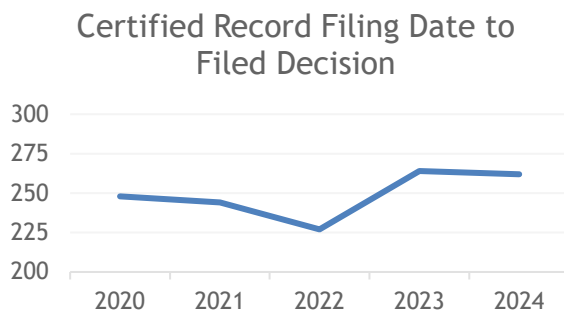
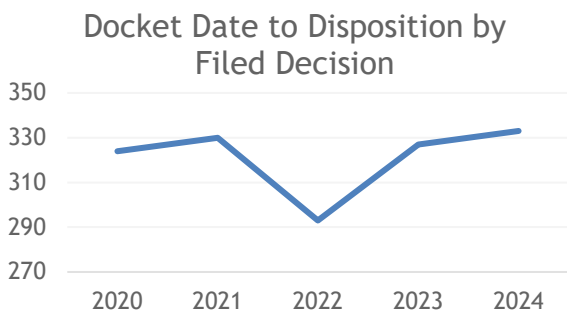
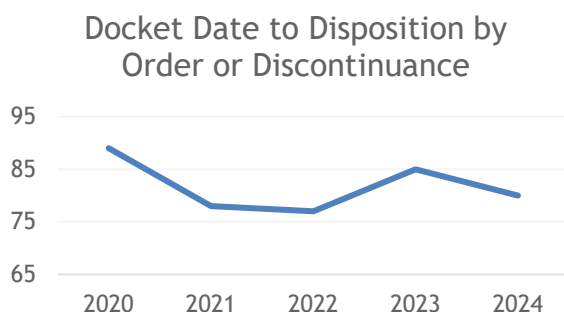
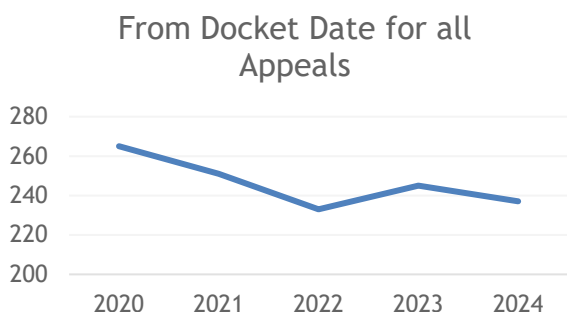
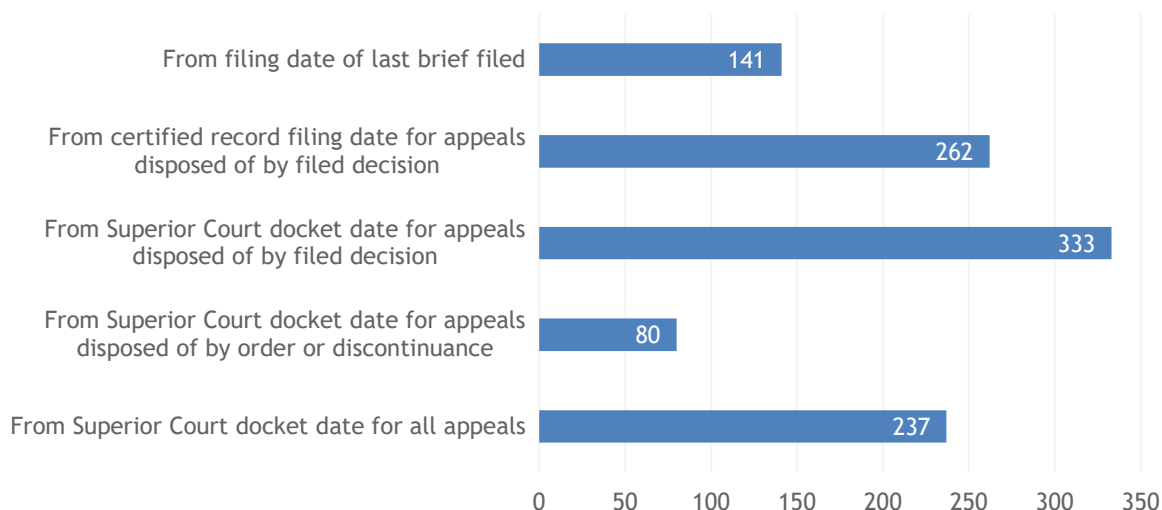


	2020	2021	2022	2023	2024
Filed Decision (Civil) ●	1,459	1,309	1,503	1,389	1,470
Filed Decision (Criminal) ●	3,264	2,727	2,372	2,826	2,681
Filed Decision Total *	4,723	4,036	3,876	4,215	4,151
Order or Discontinuance (Civil) ●	996	997	1,117	1,229	1,409
Order or Discontinuance (Criminal) ●	1,100	824	986	971	1,098
Order or Discontinuance Total	2,096	1,821	2,103	2,200	2,507
All Dispositions	6,819	5,857	5,979	6,415	6,658

* The filed decision total here differs from the total on Page 8 because it accounts for consolidated decisions and reflects the total number of appeals decided by written decision.

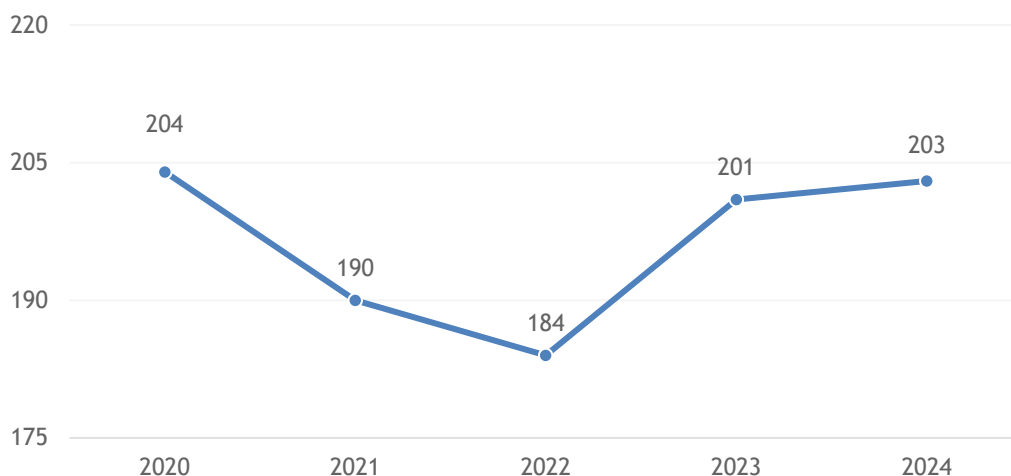


Median Number of Days to Disposition for Appeals Concluded in 2024





Filed Decisions per Judge per Year

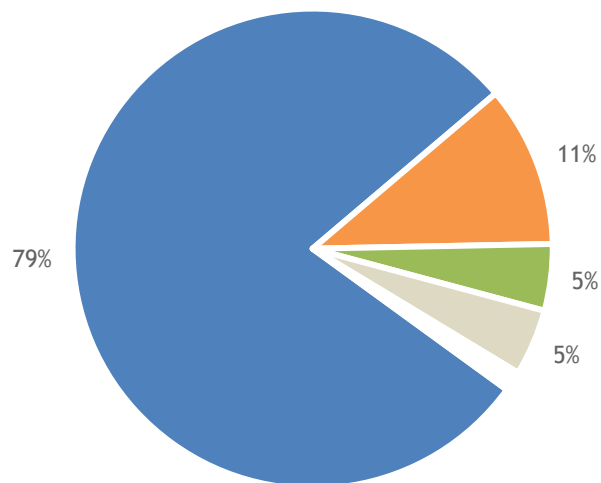


Number of Appeals by County

Adams	54	Clinton	29	Lackawanna	124	Pike	42
Allegheny	503	Columbia	26	Lancaster	149	Potter	4
Armstrong	44	Crawford	15	Lawrence	35	Schuylkill	87
Beaver	29	Cumberland	132	Lebanon	82	Snyder	6
Bedford	16	Dauphin	189	Lehigh	175	Somerset	24
Berks	208	Delaware	313	Luzerne	188	Sullivan	4
Blair	64	Elk	12	Lycoming	75	Susquehanna	12
Bradford	23	Erie	170	McKean	33	Tioga	7
Bucks	155	Fayette	59	Mercer	36	Union	23
Butler	50	Forest	4	Mifflin	25	Venango	34
Cambria	45	Franklin	58	Monroe	107	Warren	19
Cameron	6	Fulton	13	Montgomery	336	Washington	90
Carbon	16	Greene	45	Montour	10	Wayne	45
Centre	48	Huntingdon	27	Northampton	145	Westmoreland	139
Chester	237	Indiana	26	Northumberland	29	Wyoming	16
Clarion	31	Jefferson	25	Perry	12	York	221
Clearfield	37	Juniata	2	Philadelphia	1,820	TOTAL	6,865



Action by Superior Court in Filed Decisions in 2024

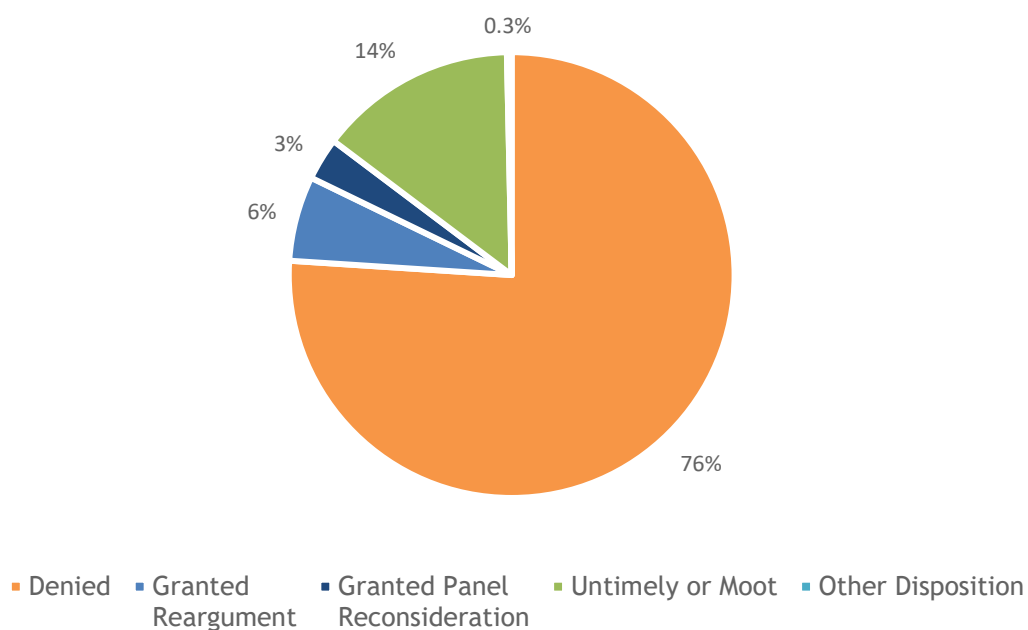


■ Affirmed ■ Reversed ■ Affirmed in Part, Reversed in Part ■ Quashed, Dismissed, or Transferred

	2020	2021	2022	2023	2024
Affirmed (Precedential)	192	162	126	175	215
Affirmed (Non-Precedential)	3,459	2,909	2,868	2,943	3,056
Affirmed Total	3,651	3,071	2,995	3,118	3,271
Reversed (Precedential)	117	92	85	109	110
Reversed (Non-Precedential)	449	440	399	442	342
Reversed Total	566	532	484	551	452
Affirmed in Part, Reversed in Part (Precedential)	33	47	31	49	39
Affirmed in Part, Reversed in Part (Non-Precedential)	173	192	185	274	147
Affirmed in Part, Reversed in Part Total	206	239	216	323	186
Quashed, Dismissed, Transferred (Precedential)	7	18	6	7	13
Quashed, Dismissed, Transferred (Non-Precedential)	265	158	149	173	173
Quashed, Dismissed, Transferred Total	272	176	155	180	186
Other (Precedential)	0	0	1	0	3
Other (Non-Precedential)	28	18	16	43	53
Other Total	28	18	17	43	56



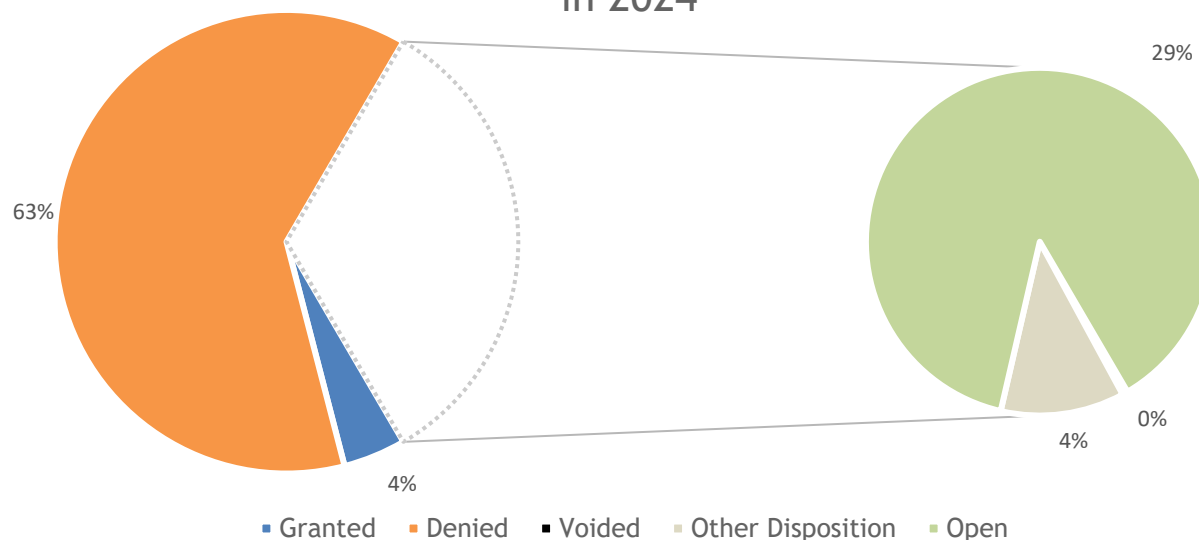
Applications for Reconsideration or Reargument in 2024



Treatment	Count	Percent
Denied	222	76.03%
Granted Reargument	18	6.16%
Granted Panel Reconsideration	9	3.08%
Untimely or Moot	42	14.39%
Other Disposition	1	0.34%
Withdrawn	0	0%
TOTAL	292	100%



Supreme Court Treatment of Petitions for Allowance of Appeal from Superior Court Decisions in 2024

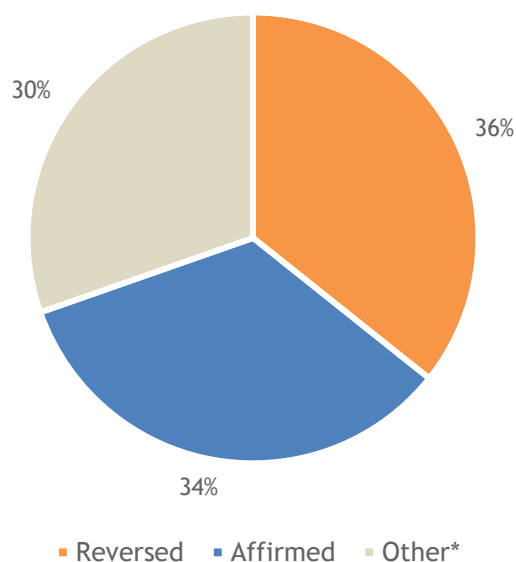


Petitions for Allowance of Appeal	2020	2021	2022	2023	2024
Allocatur Petitions Filed	1,448	1,411	1,081	1,227	1,260
Granted	35	39	50	38	78
Denied	1,476	1,370	1,127	1,031	1,111
Voided	5	2	1	0	3
Other Disposition *	52	74	45	57	68
Open	616	524	437	540	519

* In 2024, this category included 2 discontinued, 15 praecipe for discontinuance, 27 vacated/remanded, 11 limited grants, 3 reversed, 1 decided and 9 administrative closures.



Supreme Court Disposition of Allowed Appeals from Superior Court Decisions in 2024

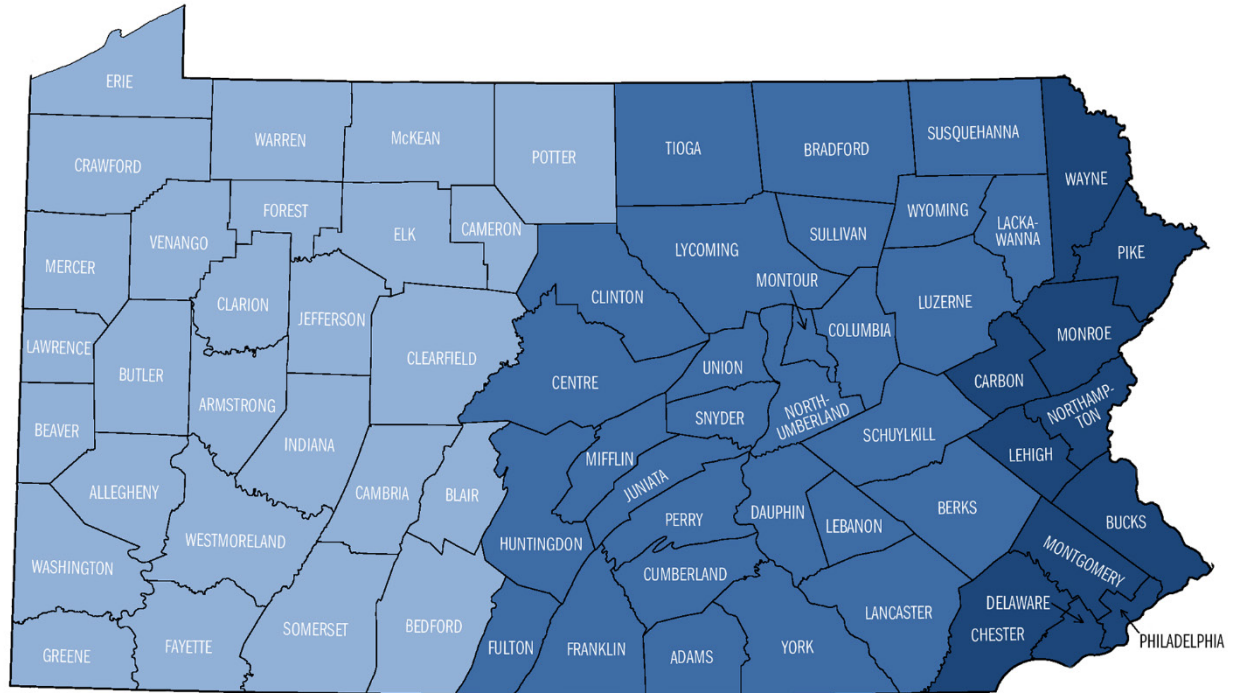


Disposition	2020	2021	2022	2023	2024
Reversed	24	29	6	6	20
Affirmed	48	30	12	30	19
Other *	15	31	20	11	16
TOTAL	87	90	38	47	55

* Includes 1 affirmed/reversed, 1 affirmed/reversed/remanded, 1 remanded, 3 improvidently granted, 2 praecipe for discontinuance, 2 appeal dismissed, 5 vacated/remanded, 1 vacated.



Composition of Districts



Western District ●

Pittsburgh

Allegheny, Armstrong, Beaver, Bedford, Blair, Butler, Cambria, Cameron, Clarion, Clearfield, Crawford, Elk, Erie, Fayette, Forest, Greene, Indiana, Jefferson, Lawrence, McKean, Mercer, Potter, Somerset, Venango, Warren, Washington, Westmoreland

Middle District ●

Harrisburg

Adams, Berks, Bradford, Centre, Clinton, Columbia, Cumberland, Dauphin, Franklin, Fulton, Huntingdon, Juniata, Lackawanna, Lancaster, Lebanon, Luzerne, Lycoming, Mifflin, Montour, Northumberland, Perry, Schuylkill, Snyder, Sullivan, Susquehanna, Tioga, Union, Wyoming, York

Eastern District ●

Philadelphia

Bucks, Carbon, Chester, Delaware, Lehigh, Monroe, Montgomery, Northampton, Philadelphia, Pike, Wayne

