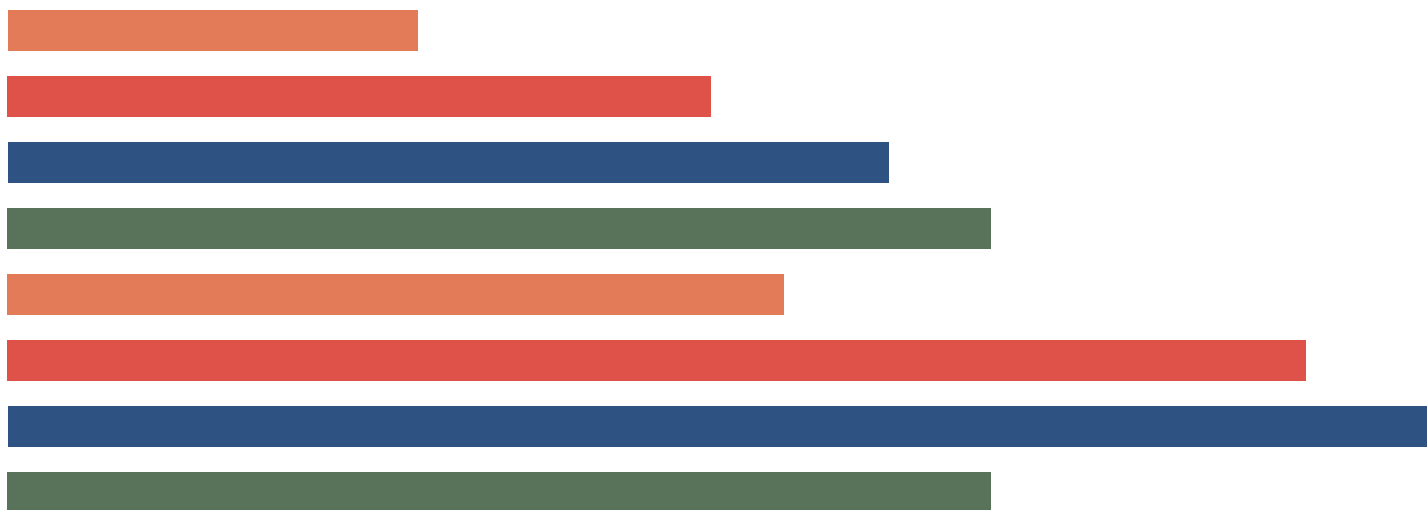
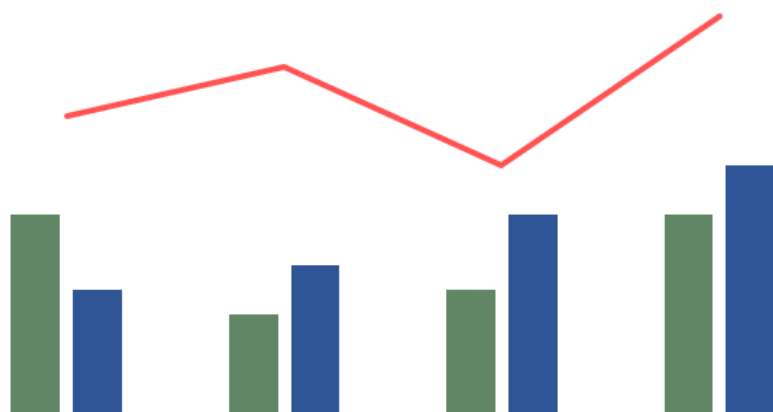
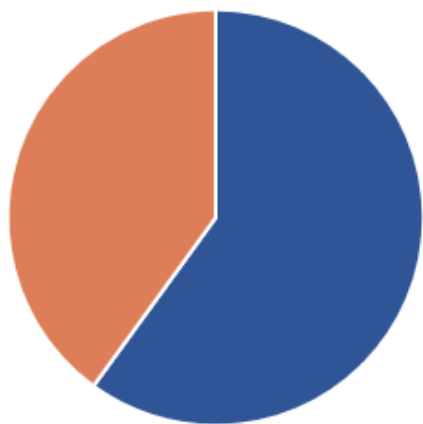


# 2024 Pennsylvania Caseload Statistics

Court of Common Pleas






We are pleased to provide you with a copy of the 2024 Statewide Caseload Display pages. They can also be viewed on the AOPC webpage at [www.pacourts.us](http://www.pacourts.us) in the *News & Statistics* section under *Research & Statistics*.

Should you have any questions or comments, please do not hesitate to contact me at 717.231.3300.

Sincerely,

A handwritten signature in black ink, appearing to read "Sasanka", written over a horizontal line.

Sasanka Adikari, Ph.D.  
Data Scientist  
Department of Research and Statistics



# Table of Contents

CPCMS Criminal .....	Page 1
CPCMS Criminal - New Cases by Case Type.....	Page 2
Civil.....	Page 3
Civil - Docketed Cases Listed by Case Type.....	Page 4
Protection From Abuse .....	Page 5
Spousal & Child Support and Paternity .....	Page 6
Custody/Partial Custody/Visitation.....	Page 7
Divorce .....	Page 8
Juvenile Dependency - Active Dependent Inventory .....	Page 9
Juvenile Dependency - Adjudicated Dependent Inventory .....	Page 10
Juvenile Delinquency - Cases Pending Disposition.....	Page 11
Juvenile Delinquency - New Cases by Case Type .....	Page 12
Juvenile Delinquency - Formal Dispositions .....	Page 13
Juvenile Delinquency - Informal Dispositions .....	Page 14
Accounts.....	Page 15
Adoptions.....	Page 16
Relinquishments/Terminations .....	Page 17
Appointment of Guardians .....	Page 18
Jury Yield and Utilization .....	Page 19
Treatment Courts.....	Pages 20-21

# Pennsylvania Statewide Common Pleas Caseload Statistics

2024 Population estimate: 13,078,751

No. of Common Pleas Court Judgeships: 462

## 2024 Criminal No. of Cases

Cases Pending 1/1/2024 79,187<sup>(R)</sup>

New Cases Filed in 2024 124,285

Reopened Cases 12,383

**Cases Available for Processing 215,855**

### Processed by:

Withdrawn/Dismissed 10,785 7.7%

Diversionsary Disposition\* 23,896 17.1%

Guilty Plea 90,360 64.8%

Non-Jury Trial 1,976 1.4%

Jury Trial 1,439 1.0%

Inactive 9,953 7.1%

Other 955 0.7%

**Total Cases Processed 139,364 100.0%**

**Cases Pending 12/31/2024 76,491**

Cases Awaiting Sentencing 5,562

(R) - Revised

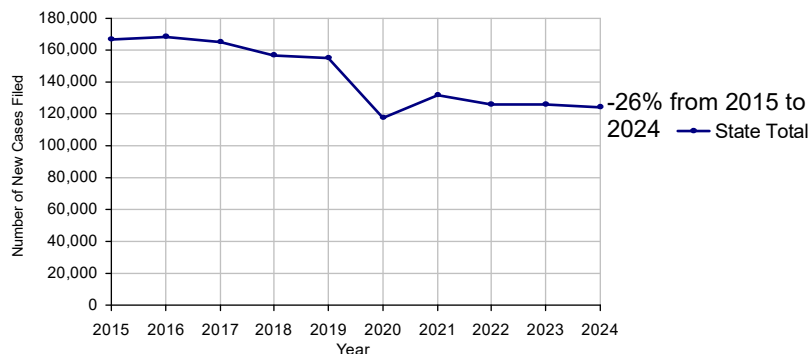
Data provided by Common Pleas Case Management System

\* Includes other diversionary programs such as Veterans Court.

### Age of Pending Cases as of 12/31/2024

0-60 Days	18,964	24.8%
61-120 Days	15,634	20.4%
121-180 Days	9,955	13.0%
181-240 Days	7,310	9.6%
241-300 Days	5,641	7.4%
301-360 Days	3,780	4.9%
Over 360 Days	15,207	19.9%
<b>Total</b>	<b>76,491</b>	<b>100.0%</b>

Criminal New Cases, 2015-2024



# Pennsylvania Statewide Common Pleas Caseload Statistics

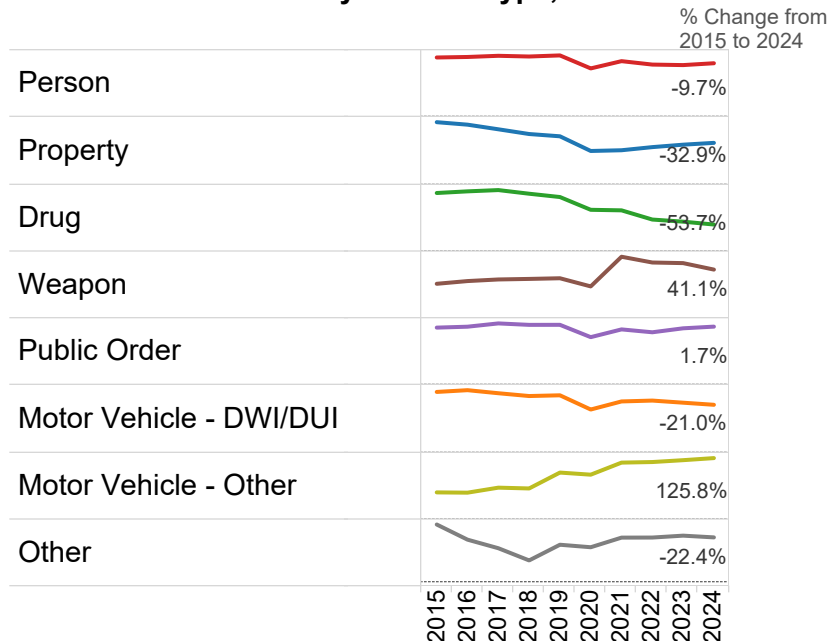
2024 Population Estimate: 13,078,751  
No. of Common Pleas Judgeships: 462

## 2024 Criminal - New Cases by Offense Type

Case Type	Felony	Misdemeanor	Summary	Total	
Person	12,846	9,849	37	22,732	18.3%
Property	17,274	12,724	102	30,100	24.2%
Drug	6,599	10,222	7	16,828	13.5%
Weapon	5,217	855	3	6,075	4.9%
Public Order	4,257	8,198	73	12,528	10.1%
Motor Vehicle - DWI/DUI	1,501	31,908	7	33,416	26.9%
Motor Vehicle - Other	160	1,746	110	2,016	1.6%
Other	579	7	4	590	0.5%
Total	48,433	75,509	343	124,285	100.0%
	39.0%	60.8%	0.3%	100.0%	

Data provided by Common Pleas Case Management System

## Criminal New Cases by Offense Type, 2015-2024



# Pennsylvania Statewide Common Pleas Caseload Statistics

2024 Population estimate: 13,078,751

No. of Common Pleas Court Judgeships: 462

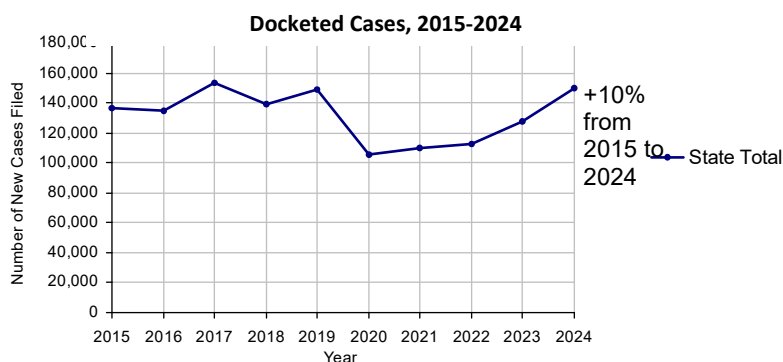
<b>2024 Civil</b>	<b>Civil Action</b>	<b>Other</b>	<b>Total</b>
Cases Pending 1/1/2024	102,505 <sup>(R)</sup>	80,295 <sup>(R)</sup>	182,800 <sup>(R)</sup>
Docketed Cases	103,292	46,567	149,859
Arbitration Appeals	1,662	111	1,773
Transferred In	591	121	712
Returned to Active	3,058	1,294	4,352
<b>Cases Available for Processing</b>	<b>211,108</b>	<b>128,388</b>	<b>339,496</b>
Processed By:			
Default Judgments	23,472	9,211	32,683
Cases Decided by Arbitration Board	6,251	595	6,846
Dispositive Motions	3,590	4,339	7,929
Settlements	29,217	9,065	38,282
Moved to Inactive Status	1,335	1,436	2,771
Transferred/Withdrawn	4,951	2,063	7,014
Dismissed/Discontinued	16,354	9,723	26,077
Administrative Purge	4,286	4,092	8,378
Other	5,714	12,289	18,003
Jury Trial	454	20	474
Non-Jury Trial	922	871	1,793
<b>Total Cases Processed</b>	<b>96,546</b>	<b>53,704</b>	<b>150,250</b>
<b>Cases Pending 12/31/2024</b>	<b>114,562</b>	<b>74,684</b>	<b>189,246</b>

(R) - Revised

## Age of Pending Cases as of 12/31/2024 (Civil Action Only)

0-6 months	45,784	40.7%
7-12 months	22,133	19.7%
13-18 months	12,803	11.4%
19-24 months	8,140	7.2%
25-30 months	6,050	5.4%
31-36 months	3,688	3.3%
37-42 months	2,614	2.3%
43-48 months	2,042	1.8%
49-54 months	1,950	1.7%
55-60 months	1,181	1.0%
61-66 months	1,091	1.0%
67-72 months	923	0.8%
Over 72 months	4,194	3.7%
<b>Total</b>	<b>112,593</b>	<b>100.0%</b>

Note. Age of Pending data for Lebanon and Monroe Counties were not available at the time of the publication.





# Pennsylvania Statewide Common Pleas Caseload Statistics

2024 Population estimate: 13,078,751

No. of Common Pleas Court Judgeships: 462

## 2024 Civil - Docketed Cases Listed by Case Type

<b>TORT</b>	<b>29,042</b>	<b>19.4%</b>	<b>REAL PROPERTY</b>	<b>26,705</b>	<b>17.8%</b>
<i>(does not include mass tort)</i>			Ejectment*	2,795	
Intentional	483		Eminent Domain/Condemnation*	403	
Malicious Prosecution	131		Ground Rent	15	
Motor Vehicle	17,688		Landlord/Tenant Dispute	4,733	
Nuisance	65		Mortgage Foreclosure:		
Premise Liability	5,305		Residential*	14,041	
Product Liability	317		Commercial*	584	
Slander/Libel/Defamation	283		Partition of Real Property*	459	
Other	4,770		Quiet Title*	2,006	
<b>MASS TORT</b>	<b>1,265</b>	<b>0.8%</b>	Other*	1,669	
Asbestos	408		<b>CIVIL APPEALS</b>	<b>12,763</b>	<b>8.5%</b>
Tobacco	0		<i>- Administrative Agencies</i>		
Toxic Tort - DES	2		Board of Assessment*	5,849	
Toxic Tort - Implant	0		Board of Elections*	302	
Toxic Waste	2		Dept. of Transportation*	3,997	
Other	853		Zoning Board*	265	
<b>PROFESSIONAL LIABILITY</b>	<b>2,061</b>	<b>1.4%</b>	Statutory Appeal - Other*	352	
Dental	46		Other*	1,998	
Legal	162		<b>MISCELLANEOUS</b>	<b>11,847</b>	<b>7.9%</b>
Medical Malpractice	1,548		Common Law/		
Other	305		Statutory Arbitration*	100	
<b>CONTRACT</b>	<b>66,176</b>	<b>44.2%</b>	Declaratory Judgment*	545	
<i>(does not include judgments)</i>			Mandamus*	105	
Buyer Plaintiff	1,283		Non-Domestic Relations		
Debt Collection: Credit Card	36,020		Restraining Order*	404	
Debt Collection: Other	17,932		Quo Warranto*	5	
Employment Dispute: Discrimination	127		Replevin*	1,194	
Employment Dispute: Other	406		Other*	9,494	
Other	10,408				
<b>Of the Docketed Cases:</b>			<b>TOTAL DOCKETED CASES:</b>	<b>149,859</b>	<b>100.0%</b>
Pro Se Filings:	11,134	7.4%	Class Action Suits:	212	0.1%
			MDJ Appeals:	8,233	5.5%

\*Civil Other

# Pennsylvania Statewide Common Pleas Caseload Statistics

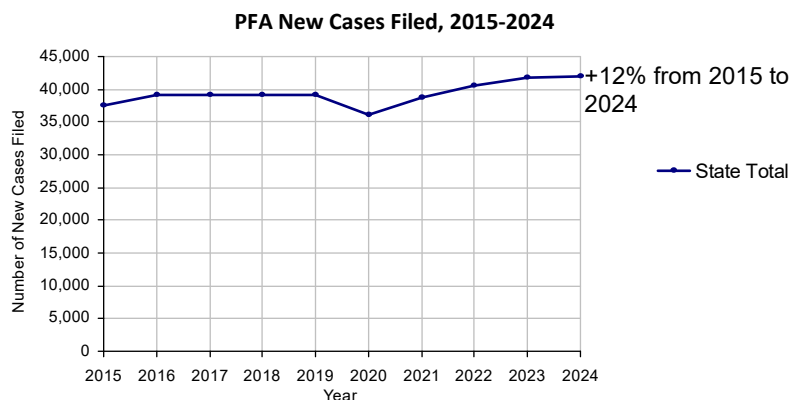
2024 Population estimate: 13,078,751

No. of Common Pleas Court Judgeships: 462

2024 Protection From Abuse	No. of Petitions	
Cases Pending 1/1/2024	11,673 <sup>(R)</sup>	
New Cases Filed in 2024	41,980	
<i>Of these, Petitions Requesting Temporary Orders: 41,811 (99.6%)</i>		
<i>Temporary Orders DENIED: 5,616 (13.4%), Temporary Orders GRANTED: 36,195 (86.6%)</i>		
Cases Available for Processing	53,653	
Processed By:		
Temporary Order DENIED After Ex Parte Hearing and No Evidentiary Hearing Scheduled	2,758	6.6%
Temporary Order DISMISSED After Evidentiary Hearing and No Final Order Entered	2,693	6.5%
Final Order DENIED After Evidentiary Hearing Before a Judge or a Judicial Officer	1,906	4.6%
Final Order GRANTED After Evidentiary Hearing Before a Judge or a Judicial Officer	7,261	17.5%
Plaintiff Did Not Appear For Evidentiary Hearing	10,863	26.2%
Final Order by STIPULATION OR AGREEMENT Between the Parties	7,025	16.9%
Petition WITHDRAWN by Plaintiff	8,449	20.4%
TRANSFERRED to Another Jurisdiction	18	<0.1%
Other	522	1.3%
Cases Processed	41,495	100.0%
Cases Pending 12/31/2024	12,158	

(R) - Revised

Note. Lebanon County data is partially imputed due to migration to a new case management system in 2024.



# Pennsylvania Statewide Common Pleas Caseload Statistics

2024 Population estimate: 13,078,751

No. of Common Pleas Court Judgeships: 462

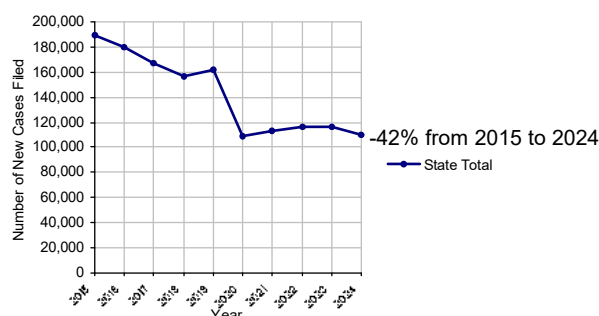
2024 Spousal & Child Support	No. of Petitions
Cases Pending 1/1/2024	45,766
New Cases Filed in 2024	109,763
Dockets Transferred In (+)	1,847
Dockets Transferred Out (-)	1,755
<b>Cases Available for Processing</b>	<b>155,621</b>
Processed By:	
Judge	3,915 3.5%
Intake Officer	96,721 86.2%
Hearing Officer	11,470 10.2%
Other	88 0.1%
<b>Cases Processed</b>	<b>112,194 100.0%</b>
<b>Cases Pending 12/31/2024</b>	<b>43,427</b>

Data provided by PACSES

2024 Paternity	No. of Cases
<b>Acknowledgements Filed:</b>	
Non-Domestic Relations Section	13,437 83.2%
During Conference	1,961 12.1%
Non-Stipulated (post genetic test)	241 1.5%
Pre-Trial Conference	510 3.2%
<b>Total</b>	<b>16,149 100.0%</b>
<b>Established:</b>	
Stipulated by Genetic Tests	1,826 28.1%
Default - Father Failed to Appear	1,094 16.8%
Adjudication by Court Proceeding	82 1.3%
Out of State	3,491 53.8%
<b>Total</b>	<b>6,493 100.0%</b>
<b>Cases Pending 12/31/2024</b>	<b>8,958</b>

Data provided by PACSES

Spousal & Child Support New Cases Filed, 2015-2024



## DEFINITIONS:

### ACKNOWLEDGEMENTS FILED:

**NON-DOMESTIC RELATIONS SECTION:** The voluntary Acknowledgement of Paternity by the alleged father.

**DURING CONFERENCE:** The alleged father signed the Acknowledgement of Paternity-Waiver of Trial (PE-010) at the initial child support conference.

**NON-STIPULATED (POST GENETIC TEST):** The alleged father signed the Acknowledgement of Paternity-Waiver of Trial after genetic tests were conducted and resulted in the alleged father being determined to be the biological father.

**PRE-TRIAL CONFERENCE:** The alleged father signed the Acknowledgement of Paternity-Waiver of Trial at the pre-trial conference.

### ESTABLISHED:

**STIPULATED BY GENETIC TESTS:** The alleged father requested genetic tests and signed a stipulation that if the test results had a 99% or higher probability of paternity then the alleged father would be stipulated as the biological father of the child.

**DEFAULT - FATHER FAILED TO APPEAR:** The alleged father failed to appear after being served for either a support conference, hearing, or genetic test and a default paternity order was entered by the court.

**ADJUDICATION BY COURT PROCEEDING:** The alleged father was determined to be the biological father of the child through a court proceeding.

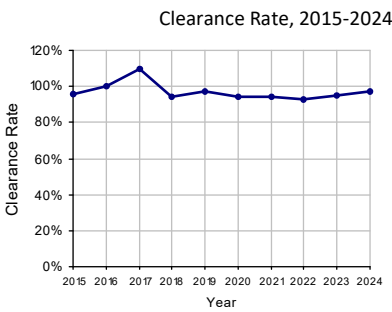
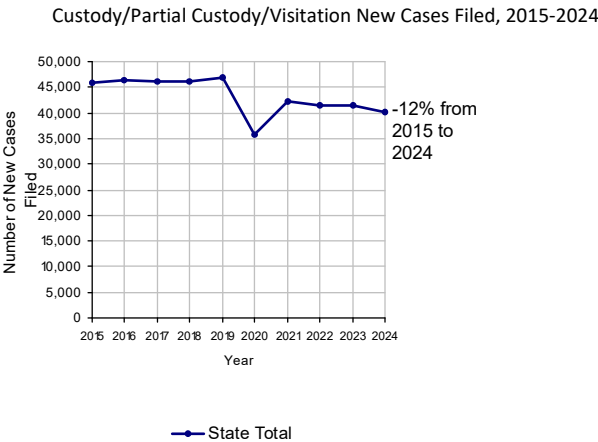
**OUT OF STATE:** Paternity was established in another state, "Out of state only".

# Pennsylvania Statewide Common Pleas Caseload Statistics

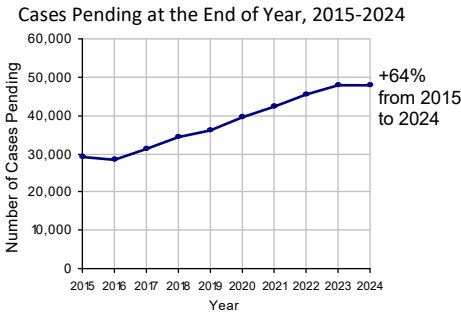
2024 Population Estimate: 13,078,751  
No. of Common Pleas Court Judgeships: 462

2024 Custody/Partial Custody/Visitation	No. of Petitions	
Cases Pending 1/1/2024	46,829 <sup>(R)</sup>	
New Cases Filed in 2024	40,208	
Cases Available for Processing	87,037	
Processed By:		
Judge	14,687	37.5%
Non-Judicial Officer	17,955	45.8%
Administrative Review/Purge	1,355	3.5%
Other	5,194	13.3%
Cases Processed	39,191	100.0%
Cases Pending 12/31/2024	47,846	

(R) - Revised



Note: Clearance Rate = Cases Processed / New Cases Filed



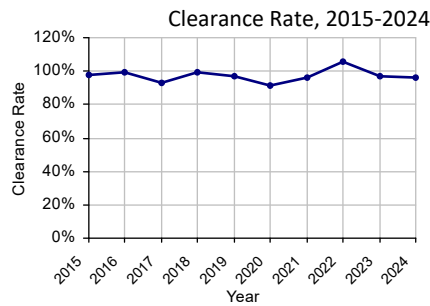
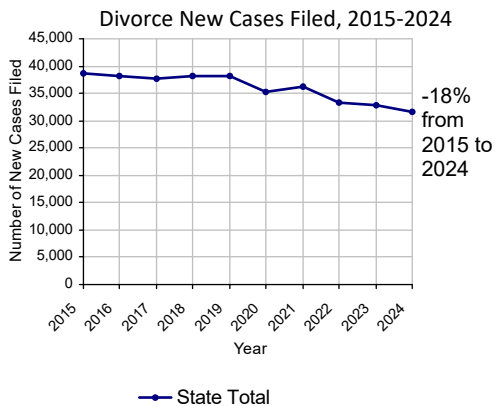
# Pennsylvania Statewide Common Pleas Caseload Statistics

2024 Population estimate: 13,078,751

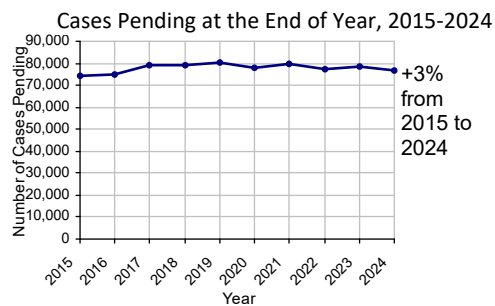
No. of Common Pleas Court Judgeships: 462

2024 Divorce		No. of Petitions
Cases Pending 1/1/2024		75,786 <sup>(R)</sup>
New Cases Filed in 2024		31,589
Cases Available for Processing		107,375
Processed By:		
Contested Before a Judge	2,153	7.1%
Contested Before a Non-Judicial Officer	1,213	4.0%
Uncontested	24,429	80.3%
Administrative Review/Purge	1,953	6.4%
Other	682	2.2%
Cases Processed	30,430	100.0%
Cases Pending 12/31/2024	76,945	

(R) - Revised



Note: Clearance Rate = Cases Processed / New Cases Filed



# Pennsylvania Statewide Common Pleas Caseload Statistics

2024 Population estimate: 13,078,751

No. of Common Pleas Court Judgeships: 462

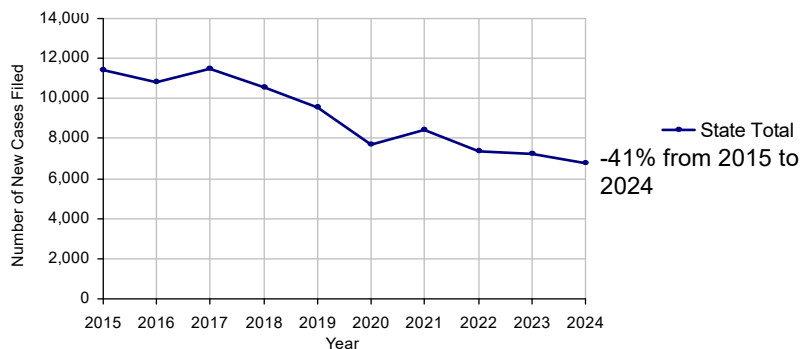
## 2024 Juvenile Dependency - Petitions Pending Adjudication

	Abuse/ Neglect	Status Offenses	Total
Cases Pending 1/1/2024	1,183	83	1,266 <sup>(R)</sup>
New Petitions Filed in 2024	6,384	386	6,770
Other	1,400	56	1,456
<b>Total Petitions Available for Processing</b>	<b>8,967</b>	<b>525</b>	<b>9,492</b>
Processed by:			
Adjudicated Dependent			
Judge	4,190	241	4,431
Juvenile Court Hearing Officer	1,670	110	1,780
Adjudicated NOT Dependent			
Judge	488	21	509
Juvenile Court Hearing Officer	73	2	75
Withdrawn/Transferred	859	72	931
Dismissed/Other	382	26	408
<b>Total Petitions Processed</b>	<b>7,662</b>	<b>472</b>	<b>8,134</b>
<b>Cases Pending 12/31/2024</b>	<b>1,305</b>	<b>53</b>	<b>1,358</b>

(R) - Revised

Data provided by Common Pleas Case Management System

Abuse/Neglect and Status Offenses New Cases Filed, 2015-2024



# Pennsylvania Statewide Common Pleas Caseload Statistics

2024 Population estimate: 13,078,751

No. of Common Pleas Court Judgeships: 462

## 2024 Juvenile Dependency - Adjudicated Dependent Inventory

	Abuse/ Neglect	Status Offenses	Total
Cases Pending 1/1/2024	13,497	496	13,993 <sup>(R)</sup>
New Adjudicated Dependent Cases	5,860	351	6,211
Other	126	7	133
<b>Total Adjudicated Dependent Cases</b>	<b>19,483</b>	<b>854</b>	<b>20,337</b>

### Court Supervision Terminated:

Family Reunification	1,889	27.5%	79	25.2%	1,968	27.4%
Adoption	1,817	26.5%	7	2.2%	1,824	25.4%
Placement with a Relative/Guardian	1,978	28.8%	143	45.7%	2,121	29.5%
Aged Out	758	11.0%	49	15.7%	807	11.2%
Other Permanency Outcomes*	88	1.3%	13	4.2%	101	1.4%
Other**	338	4.9%	22	7.0%	360	5.0%
<b>Total Adjudicated Dependent Cases Terminated</b>	<b>6,868</b>	<b>100.0%</b>	<b>313</b>	<b>100.0%</b>	<b>7,181</b>	<b>100.0%</b>
<b>Cases Pending 12/31/2024</b>	<b>12,615</b>		<b>541</b>		<b>13,156</b>	

(R) - Revised

Data provided by Common Pleas Case Management System

\* Other Permanency Outcomes include: adjudicated delinquent, death due to natural causes, emancipation, permanent living arrangement, and parent has come forward.

\*\* Other includes cases where court supervision is terminated due to transfer out of jurisdiction, withdrawal and administrative closure.

# Pennsylvania Statewide Common Pleas Caseload Statistics

2024 Population estimate: 13,078,751

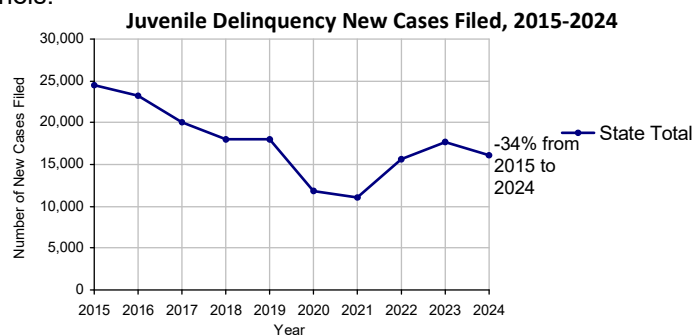
No. of Common Pleas Court Judgeships: 462

## 2024 Juvenile Delinquency - Cases Pending Disposition

<b>Begin Pending</b>	<b>8,081 (R)</b>
New Cases	16,136
Consent Decree Revoked	462
Informal Adjustment Program Revoked	93
Alternative Program Revoked	0
Warrant Returned	833
Other	1,918
<b>Total Cases Available for Disposition</b>	<b>27,523</b>
<b>Warrant Issued</b>	<b>1,072</b>
<b>Disposed by:</b>	
Adjudicated Delinquent by a Judge	5,457
Adjudicated Delinquent by a Juvenile Court Hearing Officer	577
Consent Decree Entered	4,004
Informal Adjustment Program Entered*	3,036
Warned and Counseled (Pre-Petition)	615
Dismissed/Withdrawn/Transferred	4,059
Transferred to Criminal Court	69
Other	1,115
<b>Total Cases Disposed*</b>	<b>18,932</b>
<b>End Pending</b>	<b>7,519</b>

Data provided by Common Pleas Case Management System (R) - Revised

\*Includes cases disposed pre-petition due to juveniles' participation in Alternative Programs, including Youth Aid Panels.





# Pennsylvania Statewide Common Pleas Caseload Statistics

2024 Population: 13,078,751

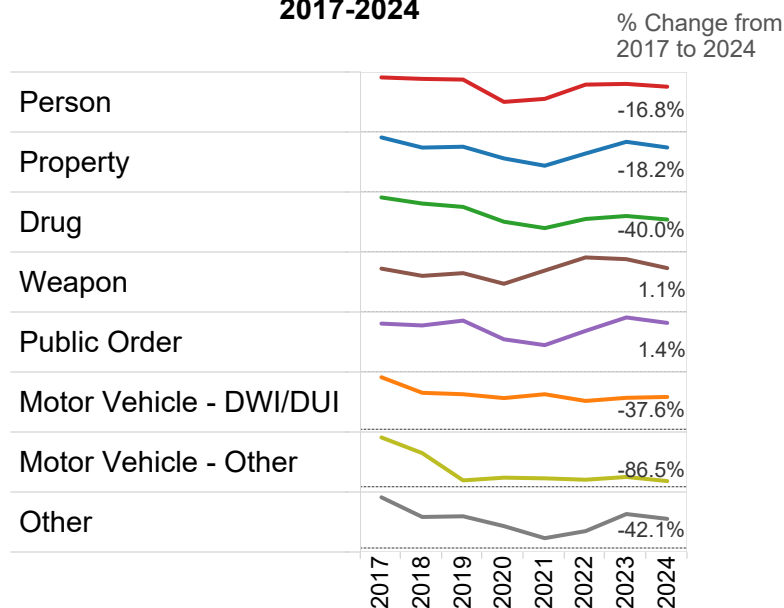
No. of Common Pleas Judgeships: 462

## 2024 Delinquency - New Cases by Offense Type

Case Type	Felony	Misdemeanor	Summary	Total	
Person	2,166	3,706	13	5,885	36.5%
Property	2,706	1,983	9	4,698	29.1%
Drug	208	1,944	1	2,153	13.3%
Weapon	434	462	0	896	5.6%
Public Order	342	1,502	249	2,093	13.0%
Motor Vehicle - DWI..	0	229	0	229	1.4%
Motor Vehicle - Other	2	6	2	10	0.1%
Other	125	20	27	172	1.1%
Total	5,983	9,852	301	16,136	100.0%
	37.1%	61.1%	1.9%	100.0%	

Data provided by Common Pleas Case Management System

## Delinquency New Cases by Offense Type, 2017-2024



# Pennsylvania Statewide Common Pleas Caseload Statistics

2024 Population estimate: 13,078,751

No. of Common Pleas Court Judgeships: 462

---

## 2024 Juvenile Delinquency - Formal Dispositions

---

<b>Begin Pending</b>	<b>9,789<sup>(R)</sup></b>
----------------------	----------------------------

Adjudicated Delinquent by a Judge	5,457
-----------------------------------	-------

Adjudicated Delinquent by a Juvenile Court Hearing Officer	577
---	-----

Warrant Returned	981
------------------	-----

Other	332
-------	-----

<b>Total Adjudicated Delinquent Cases</b>	<b>17,136</b>
---	---------------

<b>Warrant Issued</b>	<b>1,079</b>
-----------------------	--------------

### Court Supervision Terminated:

Conditions Satisfied	4,053
----------------------	-------

Compelling Reasons	914
--------------------	-----

Reached Age 21	395
----------------	-----

Transferred to Another Juvenile Court	24
---------------------------------------	----

Other	399
-------	-----

<b>Total Adjudicated Delinquent Cases Terminated</b>	<b>5,785</b>
--	--------------

<b>End Pending</b>	<b>10,272</b>
--------------------	---------------

---

(R) - Revised

Data provided by Common Pleas Case Management System

# Pennsylvania Statewide Common Pleas Caseload Statistics

2024 Population estimate: 13,078,751

No. of Common Pleas Court Judgeships: 462

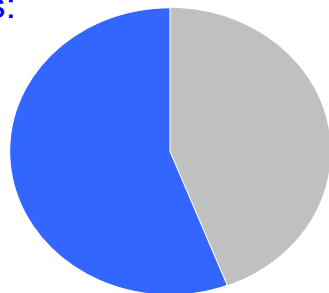
## 2024 Juvenile Delinquency - Informal Dispositions

<b>Pending Consent Decrees</b>	<b>2,716<sup>(R)</sup></b>
<b>Pending Informal Adjustments</b>	<b>1,335<sup>(R)</sup></b>
New Consent Decrees	4,004
New Informal Adjustments	2,763
Warrant Returned	58
Other	163
<b>Cases Informally Disposed</b>	<b>11,039</b>
<b>Warrant Issued</b>	<b>121</b>
<b>Terminated by:</b>	
Consent Decree Completed	3,433
Informal Adjustment Completed	2,406
Consent Decree Revoked	462
Informal Adjustment Program Revoked	93
Other	567
<b>Total Informally Disposed Cases Terminated</b>	<b>6,961</b>
<b>End Pending</b>	<b>3,957</b>

(R) - Revised

Data provided by Common Pleas Case Management System

Informal Dispositions: **56%**



Delinquency Cases are disposed either formally, at a proceeding held before a judge or hearing officer, or informally without a proceeding. Informal dispositions include informal adjustments supervised by a juvenile probation officer; consent decrees agreed upon with the District Attorney after a petition is filed; or other pre-petition process by the juvenile probation department.

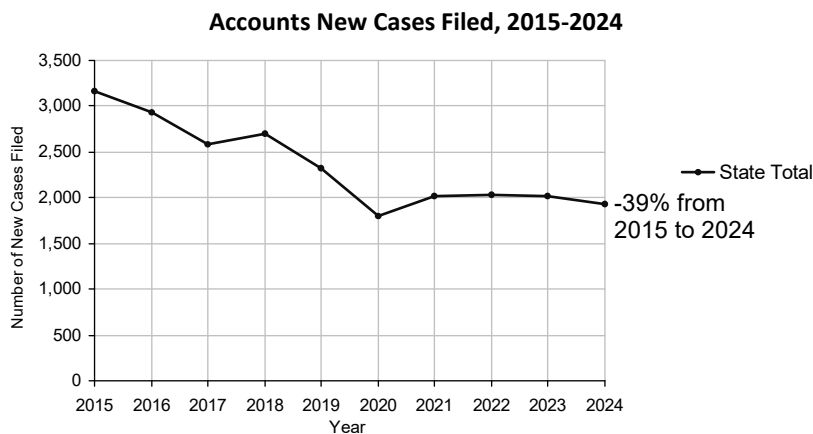
# Pennsylvania Statewide Common Pleas Caseload Statistics

2024 Population estimate: 13,078,751

No. of Common Pleas Court Judgeships: 462

<b>2024 Accounts</b>	<b>No. of Cases</b>	
Cases Pending 1/1/2024	1,200 <sup>(R)</sup>	
New Cases Filed in 2024	1,935	
<b>Cases Available for Processing</b>	<b>3,135</b>	
Processed By:		
Contested before a Judge	209	10.9%
Contested before a Non-Judicial Officer	10	0.5%
Uncontested	1,637	85.0%
Other	70	3.6%
<b>Cases Processed</b>	<b>1,926</b>	<b>100.0%</b>
<b>Cases Pending 12/31/2024</b>	<b>1,209</b>	

(R) - Revised



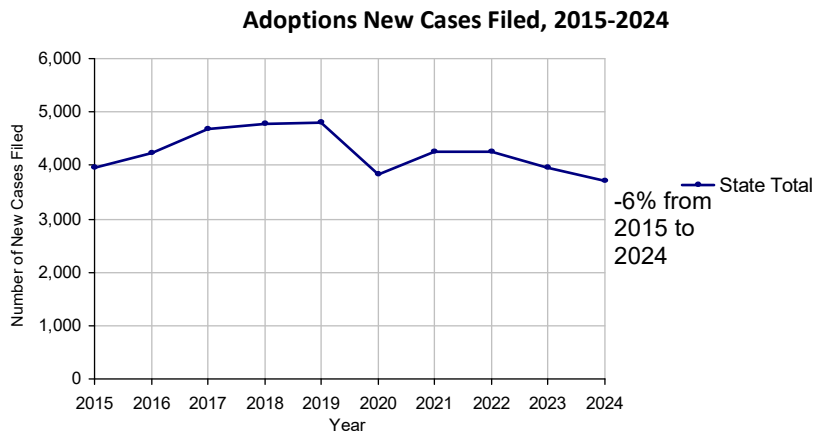
# Pennsylvania Statewide Common Pleas Caseload Statistics

2024 Population estimate: 13,078,751

No. of Common Pleas Court Judgeships: 462

2024 Adoptions		No. of Cases	
Cases Pending 1/1/2024		1,193 <sup>(R)</sup>	
New Cases Filed in 2024		3,721	
Cases Available for Processing		4,914	
Processed By:			
Contested before a Judge	Granted	25	0.7%
	Denied	2	0.1%
Uncontested	Granted	3,494	96.1%
	Denied	19	0.5%
Other		95	2.6%
Cases Processed		3,635	100.0%
Cases Pending 12/31/2024		1,279	

(R) - Revised



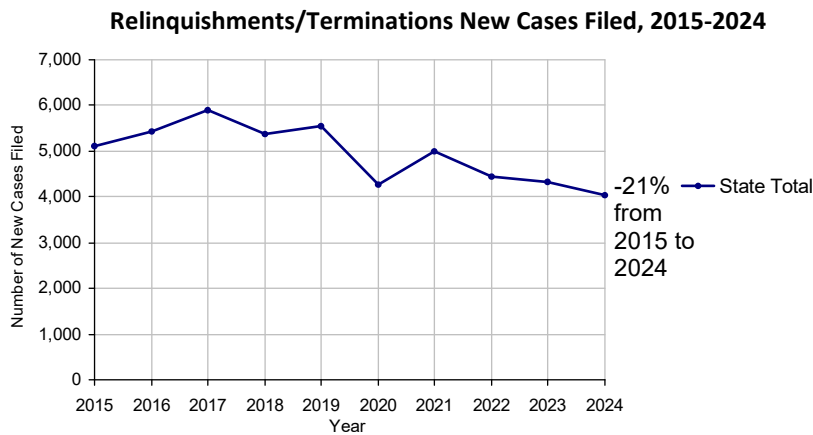
# Pennsylvania Statewide Common Pleas Caseload Statistics

2024 Population estimate: 13,078,751

No. of Common Pleas Court Judgeships: 462

<b>2024 Relinquishments/Terminations</b>	<b>No. of Cases</b>
Cases Pending 1/1/2024	3,240 <sup>(R)</sup>
New Cases Filed in 2024	4,044
<b>Cases Available for Processing</b>	<b>7,284</b>
Processed By:	
Contested before a Judge	1,000    25.1%
Uncontested	2,661    66.8%
Other	324    8.1%
<b>Cases Processed</b>	<b>3,985    100.0%</b>
<b>Cases Pending 12/31/2024</b>	<b>3,299</b>

(R) - Revised



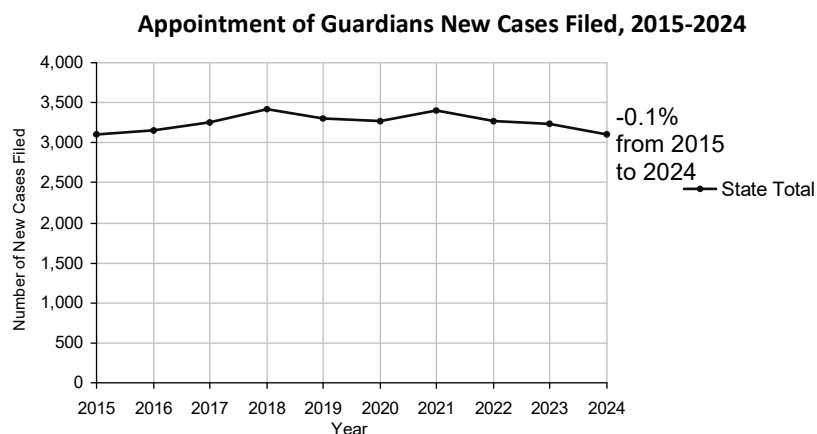
# Pennsylvania Statewide Common Pleas Caseload Statistics

2024 Population estimate: 13,078,751

No. of Common Pleas Court Judgeships: 462

<b>2024 Appointment of Guardians</b>		<b>No. of Cases</b>
Cases Pending 1/1/2024		1,141 (R)
New Cases Filed in 2024		3,108
<b>Cases Available for Processing</b>		<b>4,249</b>
Processed By:		
Contested before a Judge	594	19.7%
Uncontested	2,004	66.5%
Other	417	13.8%
<b>Cases Processed</b>	<b>3,015</b>	<b>100.0%</b>
<b>Cases Pending 12/31/2024</b>		<b>1,234</b>

(R) - Revised



# Pennsylvania Statewide Common Pleas Caseload Statistics

2024 Population estimate: 13,078,751

No. of Common Pleas Court Judgeships: 462

## 2024 Jury Yield and Utilization

### Jury Yield

Qualification Questionnaires/Summonses Mailed:	1,422,430	A			
Returned Undeliverable:	80,292	B	5.6%	Of Qualification Questionnaires/Summonses Mailed	
Not Responded to:	394,777	C	27.8%		
the Number of Prospective Jurors:					
Disqualified:	145,859	D	10.3%		
Exempted:	79,130	E	5.6%		
Excused:	114,198	F	8.0%		
Deferred to New Term:	130,831	G	9.2%		
Deferred from Previous Term:	112,368	H	7.9%		
Total Number of Qualified Jurors Available for Service:	589,711	I	41.5%		
$I = A - B - C - D - E - F - G + H$					

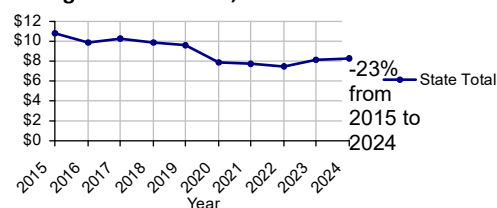
### Jury Utilization

the Number of Jurors:					
Reporting for Service:	209,189		35.5%	Of Jurors Qualified and Available	
Told Not to Report for Service:	282,518		47.9%		
Sent to Courtroom for Jury Selection (Voir Dire):	159,295		76.1%	Of Jurors Reporting for Service	
Impaneled or Sworn (jurors/alternates):	34,357		16.4%		
Removed for Cause/Hardship:	29,842				
Removed by Peremptory Challenge:	28,546				
Number of Jury Trials Started:	2,288				
Pool Days:	1,758				
Zero Panel Days	321		18.3%		(Of Pool Days)

### Jury Costs

Total Annual Budget for Juror Operations:	\$11,805,975.00	J
Average Cost Per Juror:	\$8.30	K
$K = J/A$		

Average Cost Per Juror, 2015-2024



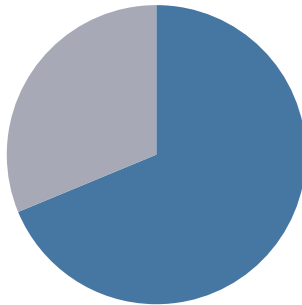


# Pennsylvania Statewide Common Pleas Caseload Statistics

## 2024 Treatment Courts

1,904 Discharges →

Of All Court Participants  
Discharged:



**69%**  
Graduated  
Successfully

→ **2,099** Admissions

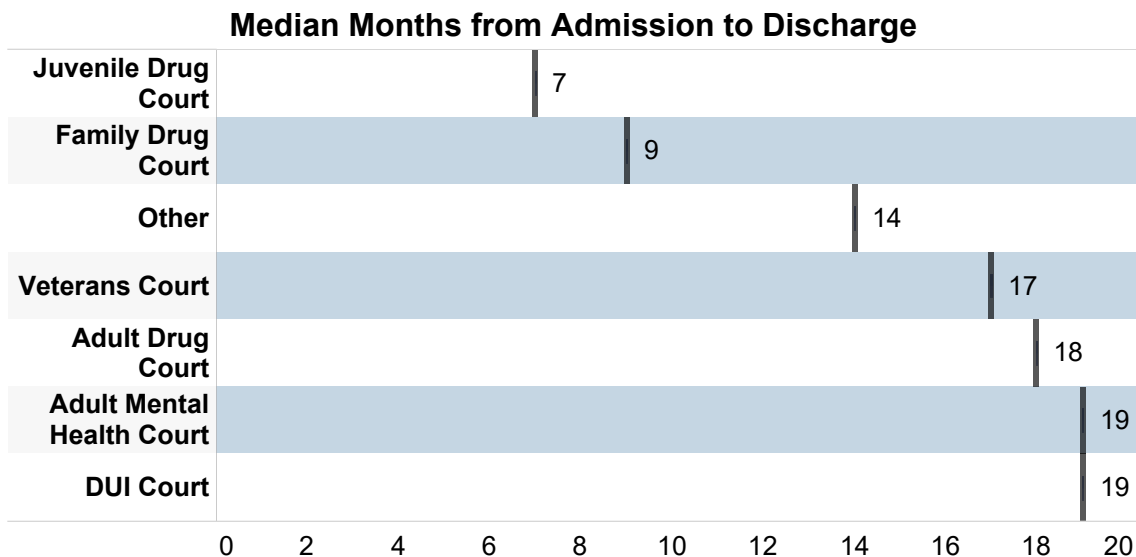
Adult Drug Court	1,018
DUI Court	338
Adult Mental Health Court	390
Veterans Court	233
Juvenile Drug Court	51
Family Drug Court	42
Other	27

### Discharge Reason


	Successfully Completed	Unsuccessful /New Offense	Unsuccessful /Non-Compliant	Voluntarily Withdrew	Unsuccessful /Absconded	Other	Total Discharges
Adult Drug Court	636 (65.2%)	27 (2.8%)	182 (18.6%)	25 (2.6%)	46 (4.7%)	60 (6.1%)	976 (100.0%)
DUI Court	209 (80.4%)	6 (2.3%)	33 (12.7%)	1 (0.4%)		11 (4.2%)	260 (100.0%)
Adult Mental Health Court	257 (72.4%)	12 (3.4%)	43 (12.1%)	9 (2.5%)	4 (1.1%)	30 (8.5%)	355 (100.0%)
Veterans Court	147 (75.0%)	3 (1.5%)	21 (10.7%)	6 (3.1%)	1 (0.5%)	18 (9.2%)	196 (100.0%)
Juvenile Drug Court	21 (41.2%)	4 (7.8%)	16 (31.4%)		1 (2.0%)	9 (17.6%)	51 (100.0%)
Family Drug Court	8 (42.1%)		4 (21.1%)	2 (10.5%)	1 (5.3%)	4 (21.1%)	19 (100.0%)
Other	31 (66.0%)	6 (12.8%)	6 (12.8%)		1 (2.1%)	3 (6.4%)	47 (100.0%)

# Pennsylvania Statewide Common Pleas Caseload Statistics

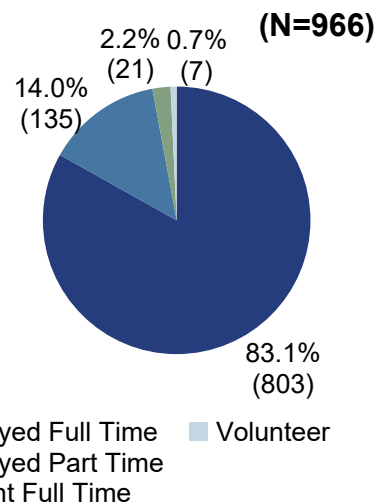
## 2024 Treatment Courts



**Among successful graduates, there was a 78% increase in employment.**



**83% of the employed successful graduates were employed full time:**



**15% (278) of all participants have improved in education level at discharge.**