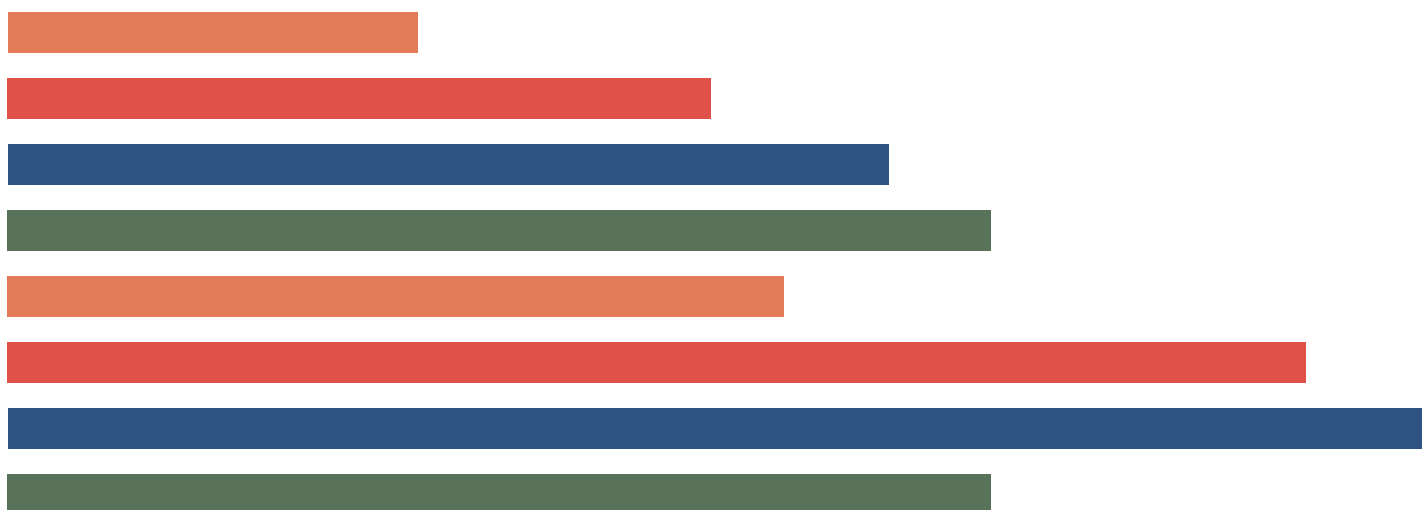
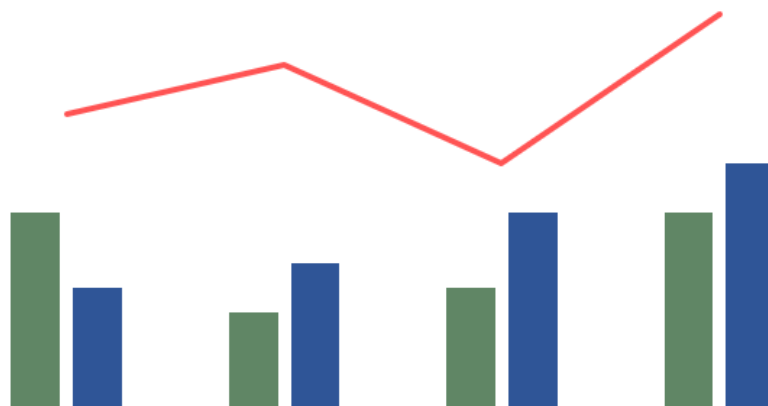
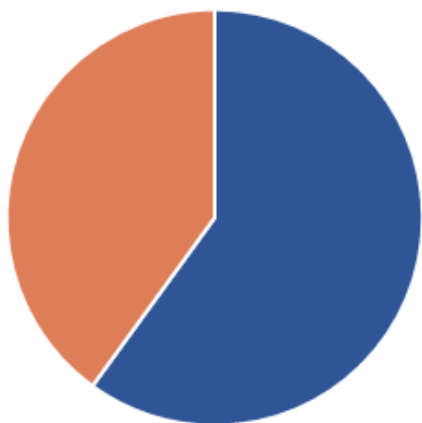


2024

Court of Common Pleas
Caseload Statistics for


Dauphin County



We are pleased to provide you with a copy of the 2024 County Caseload Display pages. They can also be viewed on the AOPC webpage at www.pacourts.us in the *News & Statistics* section under *Research & Statistics*.

Should you have any questions or comments, please do not hesitate to contact me at 717.231.3300.

Sincerely,

A handwritten signature in black ink, appearing to read 'Sasanka', is written over a horizontal line.

Sasanka Adikari, Ph.D.
Data Scientist
Department of Research and Statistics

Table of Contents

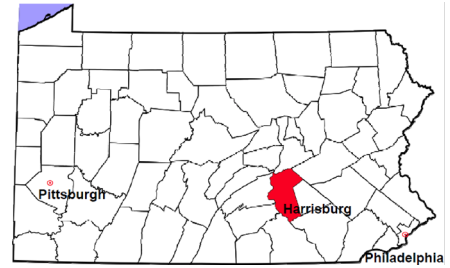
| | |
|---|-------------|
| CPCMS Criminal | Page 1 |
| CPCMS Criminal - New Cases by Case Type..... | Page 2 |
| Civil..... | Page 3 |
| Civil - Docketed Cases Listed by Case Type..... | Page 4 |
| Protection From Abuse | Page 5 |
| Spousal & Child Support and Paternity | Page 6 |
| Custody/Partial Custody/Visitation..... | Page 7 |
| Divorce | Page 8 |
| Juvenile Dependency - Active Dependent Inventory | Page 9 |
| Juvenile Dependency - Adjudicated Dependent Inventory | Page 10 |
| Juvenile Delinquency - Cases Pending Disposition..... | Page 11 |
| Juvenile Delinquency - New Cases by Case Type | Page 12 |
| Juvenile Delinquency - Formal Dispositions | Page 13 |
| Juvenile Delinquency - Informal Dispositions | Page 14 |
| Accounts..... | Page 15 |
| Adoptions..... | Page 16 |
| Relinquishments/Terminations | Page 17 |
| Appointment of Guardians | Page 18 |
| Jury Yield and Utilization | Page 19 |
| Treatment Courts..... | Pages 20-21 |

Dauphin County

2024 Population estimate: 293,029

Class of County: 3rd

No. of Common Pleas Court Judgeships: 10



2024 Criminal No. of Cases

| | |
|-------------------------|-------|
| Cases Pending 1/1/2024 | 5,450 |
| New Cases Filed in 2024 | 4,762 |
| Reopened Cases | 584 |

Cases Available for Processing 10,796

Processed by:

| | | |
|------------------------------|--------------|---------------|
| Withdrawn/Dismissed | 291 | 5.4% |
| Diversionsary Disposition* | 700 | 12.9% |
| Guilty Plea | 3,791 | 70.1% |
| Non-Jury Trial | 44 | 0.8% |
| Jury Trial | 65 | 1.2% |
| Inactive | 437 | 8.1% |
| Other | 79 | 1.5% |
| Total Cases Processed | 5,407 | 100.0% |

Cases Pending 12/31/2024 5,389

Cases Awaiting Sentencing 51

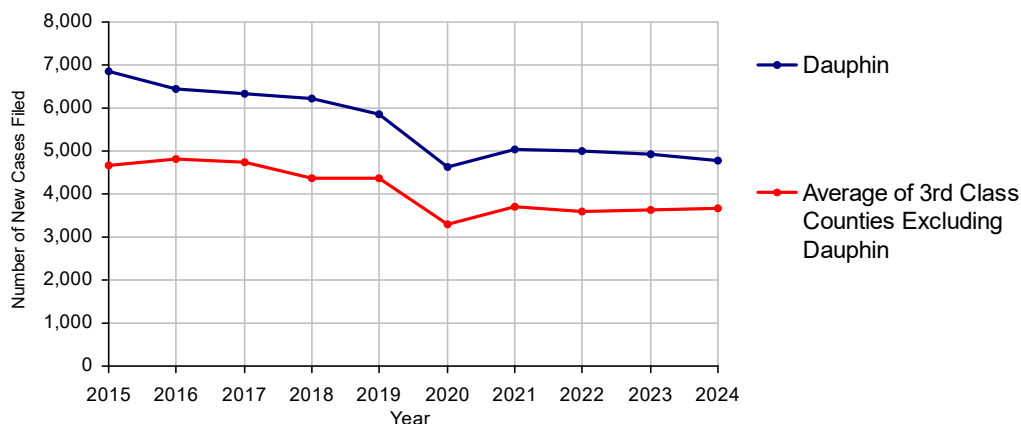
Data provided by Common Pleas Case Management System

* Includes other diversionsary programs such as Veterans Court.

Age of Pending Cases as of 12/31/2024

| | | |
|---------------|--------------|---------------|
| 0-60 Days | 819 | 15.2% |
| 61-120 Days | 731 | 13.6% |
| 121-180 Days | 582 | 10.8% |
| 181-240 Days | 531 | 9.9% |
| 241-300 Days | 454 | 8.4% |
| 301-360 Days | 252 | 4.7% |
| Over 360 Days | 2,020 | 37.5% |
| Total | 5,389 | 100.0% |

Criminal New Cases, 2015-2024



Dauphin County

2024 Population: 293,029
Class of County: 3rd
No. of Common Pleas Judgeships: 10

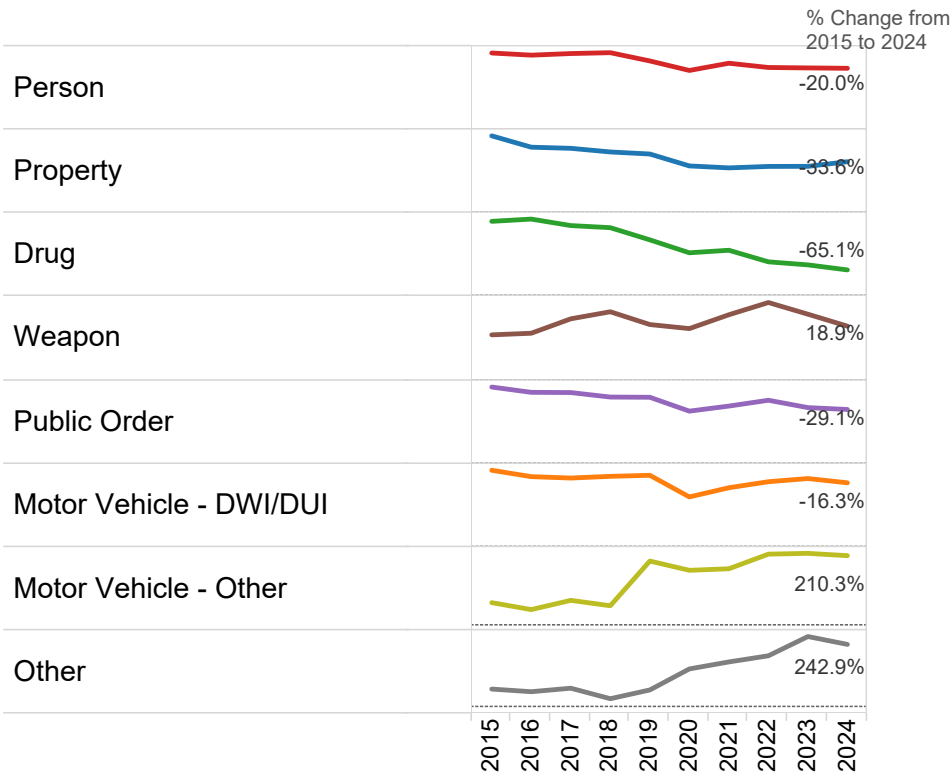


2024 Criminal - New Cases by Offense Type

| Case Type | Felony | Misdemeanor | Summary | Total | |
|-------------------------|--------|-------------|---------|--------|--------|
| Person | 514 | 479 | 1 | 994 | 20.9% |
| Property | 678 | 415 | 1 | 1,094 | 23.0% |
| Drug | 314 | 208 | 0 | 522 | 11.0% |
| Weapon | 167 | 34 | 0 | 201 | 4.2% |
| Public Order | 178 | 317 | 1 | 496 | 10.4% |
| Motor Vehicle - DWI/DUI | 66 | 1,227 | 0 | 1,293 | 27.2% |
| Motor Vehicle - Other | 2 | 87 | 1 | 90 | 1.9% |
| Other | 71 | 0 | 1 | 72 | 1.5% |
| Total | 1,990 | 2,767 | 5 | 4,762 | 100.0% |
| | 41.8% | 58.1% | 0.1% | 100.0% | |

Data provided by Common Pleas Case Management System

Criminal New Cases by Offense Type, 2015-2024

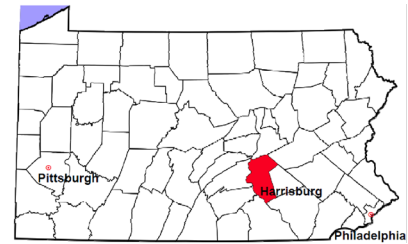


Dauphin County

2024 Population estimate: 293,029

Class of County: 3rd

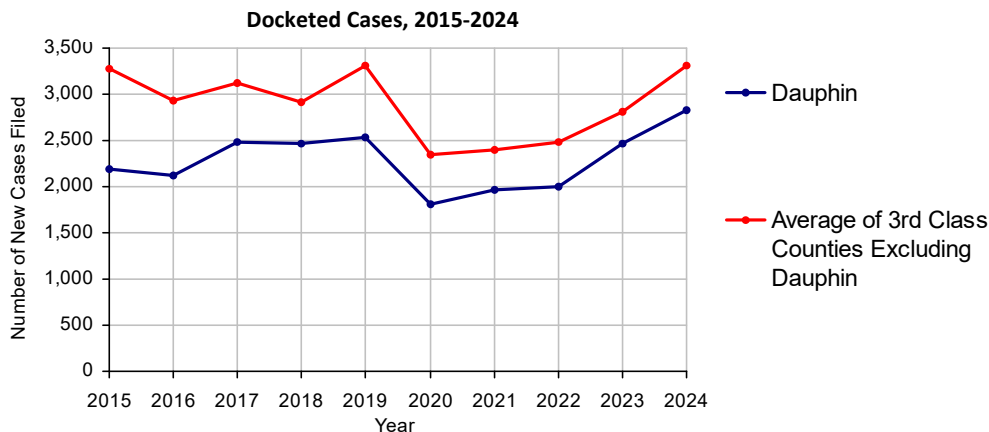
No. of Common Pleas Court Judgeships: 10



| 2024 Civil | Civil Action | Other | Total |
|---------------------------------------|--------------|--------------|--------------|
| Cases Pending 1/1/2024 | 2,227 | 737 | 2,964 |
| Docketed Cases | 2,060 | 771 | 2,831 |
| Arbitration Appeals | 5 | 0 | 5 |
| Transferred In | 10 | 6 | 16 |
| Returned to Active | 27 | 29 | 56 |
| Cases Available for Processing | 4,329 | 1,543 | 5,872 |
| Processed By: | | | |
| Default Judgments | 439 | 168 | 607 |
| Cases Decided by Arbitration Board | 43 | 5 | 48 |
| Dispositive Motions | 20 | 24 | 44 |
| Settlements | 147 | 26 | 173 |
| Moved to Inactive Status | 7 | 8 | 15 |
| Transferred/Withdrawn | 54 | 28 | 82 |
| Dismissed/Discontinued | 659 | 223 | 882 |
| Administrative Purge | 31 | 5 | 36 |
| Other | 153 | 75 | 228 |
| Jury Trial | 2 | 0 | 2 |
| Non-Jury Trial | 6 | 105 | 111 |
| Total Cases Processed | 1,561 | 667 | 2,228 |
| Cases Pending 12/31/2024 | 2,768 | 876 | 3,644 |

Age of Pending Cases as of 12/31/2024 (Civil Action Only)

| | | |
|----------------|--------------|---------------|
| 0-6 months | 958 | 34.6% |
| 7-12 months | 485 | 17.5% |
| 13-18 months | 352 | 12.7% |
| 19-24 months | 278 | 10.0% |
| 25-30 months | 215 | 7.8% |
| 31-36 months | 121 | 4.4% |
| 37-42 months | 71 | 2.6% |
| 43-48 months | 41 | 1.5% |
| 49-54 months | 29 | 1.0% |
| 55-60 months | 21 | 0.8% |
| 61-66 months | 22 | 0.8% |
| 67-72 months | 16 | 0.6% |
| Over 72 months | 159 | 5.7% |
| Total | 2,768 | 100.0% |

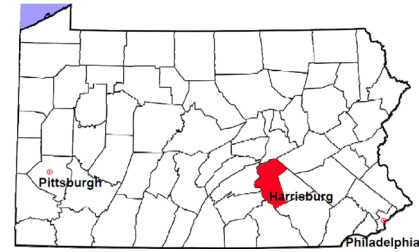


Dauphin County

2024 Population estimate: 293,029

Class of County: 3rd

No. of Common Pleas Court Judgeships: 10



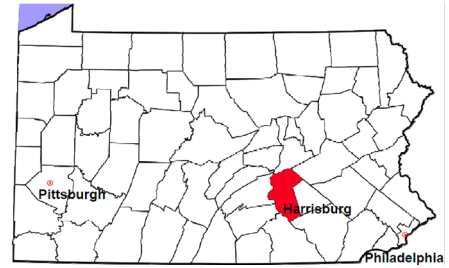
2024 Civil - Docketed Cases Listed by Case Type

| | | | | | |
|-------------------------------------|--------------|-----------------|----------------------------------|--------------|---------------|
| TORT | 449 | 15.9% | REAL PROPERTY | 545 | 19.3% |
| <i>(does not include mass tort)</i> | | | Ejectment* | 49 | |
| Intentional | 17 | | Eminent Domain/Condemnation* | 20 | |
| Malicious Prosecution | 8 | | Ground Rent | 0 | |
| Motor Vehicle | 278 | | Landlord/Tenant Dispute | 168 | |
| Nuisance | 2 | | Mortgage Foreclosure: | | |
| Premise Liability | 60 | | Residential* | 249 | |
| Product Liability | 3 | | Commercial* | 6 | |
| Slander/Libel/Defamation | 7 | | Partition of Real Property* | 11 | |
| Other | 74 | | Quiet Title* | 22 | |
| MASS TORT | 1 | <0.1% | Other* | 20 | |
| Asbestos | 0 | | CIVIL APPEALS | 199 | 7.0% |
| Tobacco | 0 | | <i>- Administrative Agencies</i> | | |
| Toxic Tort - DES | 0 | | Board of Assessment* | 39 | |
| Toxic Tort - Implant | 0 | | Board of Elections* | 1 | |
| Toxic Waste | 0 | | Dept. of Transportation* | 116 | |
| Other | 1 | | Zoning Board* | 6 | |
| PROFESSIONAL LIABILITY | 62 | 2.2% | Statutory Appeal - Other* | 10 | |
| Dental | 1 | | Other* | 27 | |
| Legal | 7 | | MISCELLANEOUS | 195 | 6.9% |
| Medical Malpractice | 48 | | Common Law/ | | |
| Other | 6 | | Statutory Arbitration* | 3 | |
| CONTRACT | 1,380 | 48.7% | Declaratory Judgment* | 33 | |
| <i>(does not include judgments)</i> | | | Mandamus* | 2 | |
| Buyer Plaintiff | 16 | | Non-Domestic Relations | | |
| Debt Collection: Credit Card | 718 | | Restraining Order* | 20 | |
| Debt Collection: Other | 491 | | Quo Warranto* | 0 | |
| Employment Dispute: Discrimination | 4 | | Replevin* | 35 | |
| Employment Dispute: Other | 55 | | Other* | 102 | |
| Other | 96 | | | | |
| Of the Docketed Cases: | | | TOTAL DOCKETED CASES: | 2,831 | 100.0% |
| Pro Se Filings: | 336 | 11.9% | Class Action Suits: | 2 | 0.1% |
| | | | MDJ Appeals: | 280 | 9.9% |

*Civil Other

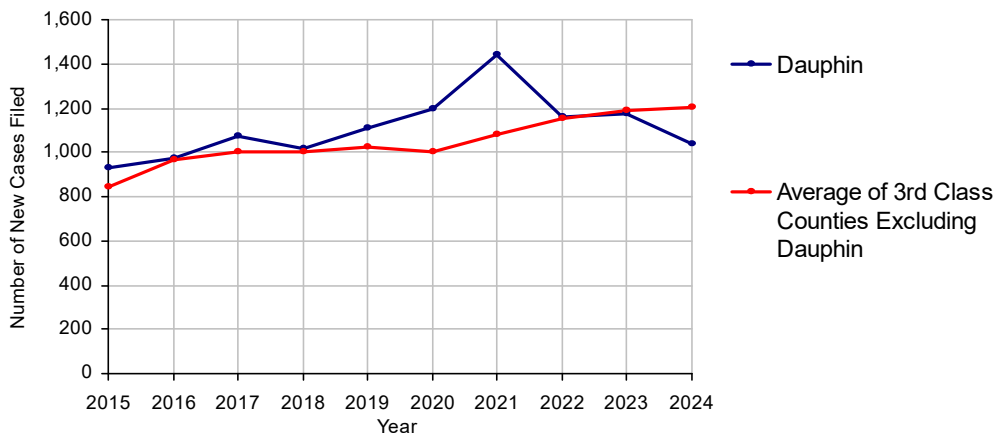
Dauphin County

2024 Population estimate: 293,029
 Class of County: 3rd
 No. of Common Pleas Court Judgeships: 10



| 2024 Protection From Abuse | No. of Petitions | |
|--|------------------|--------|
| Cases Pending 1/1/2024 | 82 | |
| New Cases Filed in 2024 | 1,035 | |
| <i>Of these, Petitions Requesting Temporary Orders: 1,032 (99.7%)</i> | | |
| <i>Temporary Orders DENIED: 190 (18.4%), Temporary Orders GRANTED: 842 (81.6%)</i> | | |
| Cases Available for Processing | 1,117 | |
| Processed By: | | |
| Temporary Order DENIED After Ex Parte Hearing and No Evidentiary Hearing Scheduled | 137 | 13.7% |
| Temporary Order DISMISSED After Evidentiary Hearing and No Final Order Entered | 16 | 1.6% |
| Final Order DENIED After Evidentiary Hearing Before a Judge or a Judicial Officer | 181 | 18.0% |
| Final Order GRANTED After Evidentiary Hearing Before a Judge or a Judicial Officer | 273 | 27.2% |
| Plaintiff Did Not Appear For Evidentiary Hearing | 154 | 15.4% |
| Final Order by STIPULATION OR AGREEMENT Between the Parties | 106 | 10.6% |
| Petition WITHDRAWN by Plaintiff | 135 | 13.5% |
| TRANSFERRED to Another Jurisdiction | 0 | |
| Other | 1 | 0.1% |
| Cases Processed | 1,003 | 100.0% |
| Cases Pending 12/31/2024 | 114 | |

PFA New Cases Filed, 2015-2024

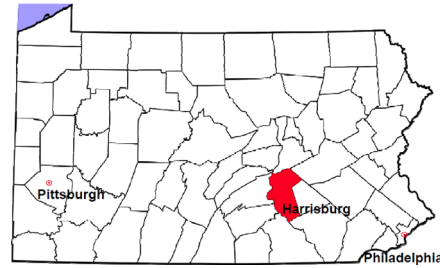


Dauphin County

2024 Population estimate: 293,029

Class of County: 3rd

No. of Common Pleas Court Judgeships: 10



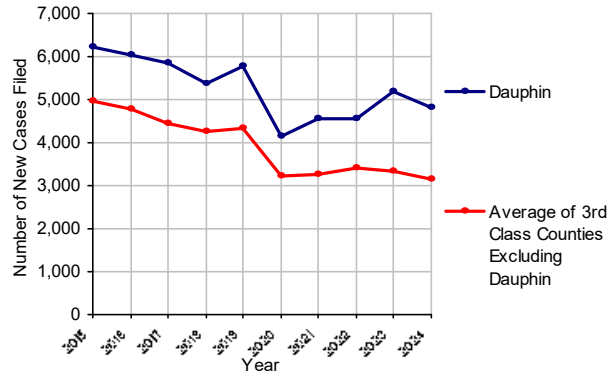
| 2024 Spousal & Child Support | No. of Petitions | |
|---------------------------------------|------------------|---------------|
| Cases Pending 1/1/2024 | 968 | |
| New Cases Filed in 2024 | 4,797 | |
| Dockets Transferred In (+) | 145 | |
| Dockets Transferred Out (-) | 31 | |
| Cases Available for Processing | 5,879 | |
| Processed By: | | |
| Judge | 192 | 4.0% |
| Intake Officer | 4,590 | 96.0% |
| Hearing Officer | 0 | |
| Other | 1 | <0.1% |
| Cases Processed | 4,783 | 100.0% |
| Cases Pending 12/31/2024 | 1,096 | |

Data provided by PACSES

| 2024 Paternity | No. of Cases | |
|------------------------------------|--------------|--------|
| Acknowledgements Filed: | | |
| Non-Domestic Relations Section | 438 | 80.8% |
| During Conference | 42 | 7.7% |
| Non-Stipulated (post genetic test) | 28 | 5.2% |
| Pre-Trial Conference | 34 | 6.3% |
| Total | 542 | 100.0% |
| Established: | | |
| Stipulated by Genetic Tests | 76 | 28.5% |
| Default - Father Failed to Appear | 2 | 0.7% |
| Adjudication by Court Proceeding | 44 | 16.5% |
| Out of State | 145 | 54.3% |
| Total | 267 | 100.0% |
| Cases Pending 12/31/2024 | 241 | |

Data provided by PACSES

Spousal & Child Support New Cases Filed, 2015-2024



DEFINITIONS:

ACKNOWLEDGEMENTS FILED:

NON-DOMESTIC RELATIONS SECTION: The voluntary Acknowledgement of Paternity by the alleged father.

DURING CONFERENCE: The alleged father signed the Acknowledgement of Paternity-Waiver of Trial (PE-010) at the initial child support conference.

NON-STIPULATED (POST GENETIC TEST): The alleged father signed the Acknowledgement of Paternity-Waiver of Trial after genetic tests were conducted and resulted in the alleged father being determined to be the biological father.

PRE-TRIAL CONFERENCE: The alleged father signed the Acknowledgement of Paternity-Waiver of Trial at the pre-trial conference.

ESTABLISHED:

STIPULATED BY GENETIC TESTS: The alleged father requested genetic tests and signed a stipulation that if the test results had a 99% or higher probability of paternity then the alleged father would be stipulated as the biological father of the child.

DEFAULT - FATHER FAILED TO APPEAR: The alleged father failed to appear after being served for either a support conference, hearing, or genetic test and a default paternity order was entered by the court.

ADJUDICATION BY COURT PROCEEDING: The alleged father was determined to be the biological father of the child through a court proceeding.

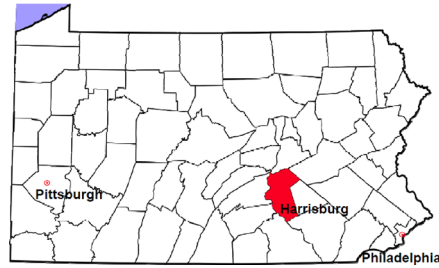
OUT OF STATE: Paternity was established in another state, "Out of state only".

Dauphin County

2024 Population Estimate: 293,029

Class of County: 3rd

No. of Common Pleas Court Judgeships: 10



2024 Custody/Partial Custody/Visitation

No. of
Petitions

Cases Pending 1/1/2024

296

New Cases Filed in 2024

867

Cases Available for Processing

1,163

Processed By:

Judge

97

11.7%

Non-Judicial Officer

494

59.4%

Administrative Review/Purge

0

Other

240

28.9%

Cases Processed

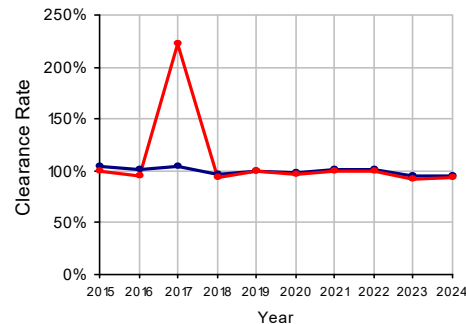
831

100.0%

Cases Pending 12/31/2024

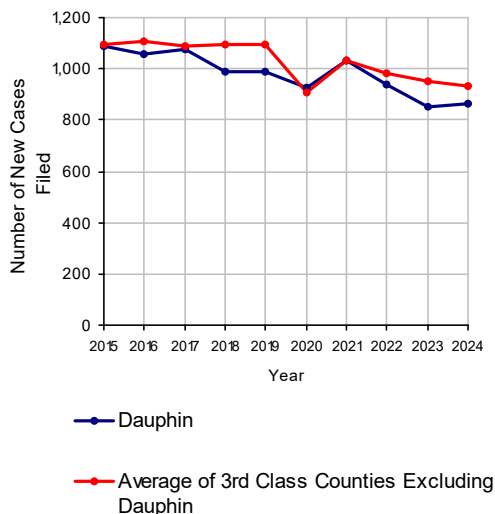
332

Clearance Rate, 2015-2024

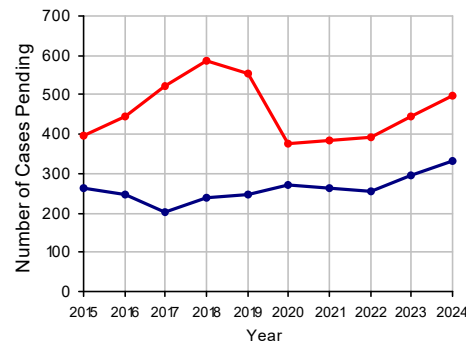


Note: Clearance Rate = Cases Processed / New Cases Filed

Custody/Partial Custody/Visitation New Cases Filed, 2015-2024



Cases Pending at the End of Year, 2015-2024

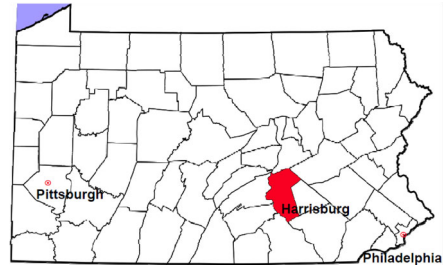


Dauphin County

2024 Population estimate: 293,029

Class of County: 3rd

No. of Common Pleas Court Judgeships: 10



2024 Divorce

No. of Petitions

Cases Pending 1/1/2024

788

New Cases Filed in 2024

700

Cases Available for Processing

1,488

Processed By:

Contested Before a Judge

2

0.3%

Contested Before a Non-Judicial Officer

3

0.5%

Uncontested

570

90.5%

Administrative Review/Purge

21

3.3%

Other

34

5.4%

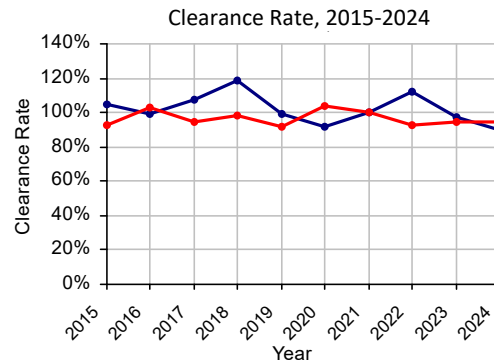
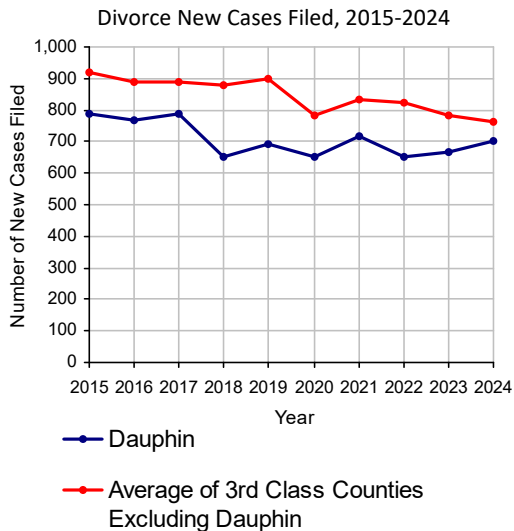
Cases Processed

630

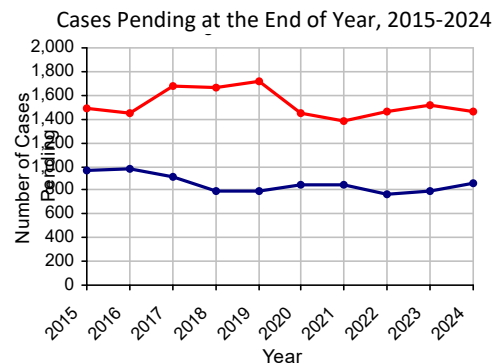
100.0%

Cases Pending 12/31/2024

858



Note: Clearance Rate = Cases Processed / New Cases Filed

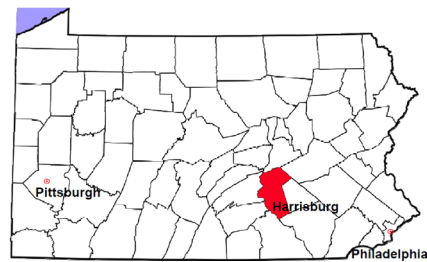


Dauphin County

2024 Population estimate: 293,029

Class of County: 3rd

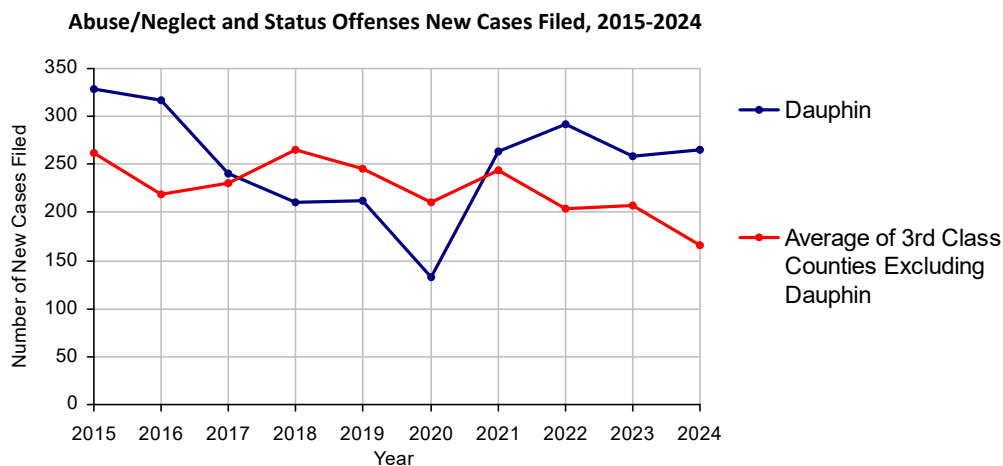
No. of Common Pleas Court Judgeships: 10



2024 Juvenile Dependency - Petitions Pending Adjudication

| | Abuse/ Neglect | Status Offenses | Total |
|---|-------------------|--------------------|------------|
| Cases Pending 1/1/2024 | 49 | 0 | 49 |
| New Petitions Filed in 2024 | 261 | 4 | 265 |
| Other | 29 | 0 | 29 |
| Total Petitions Available for Processing | 339 | 4 | 343 |
| Processed by: | | | |
| Adjudicated Dependent | | | |
| Judge | 6 | 0 | 6 |
| Juvenile Court Hearing Officer | 209 | 4 | 213 |
| Adjudicated NOT Dependent | | | |
| Judge | 15 | 0 | 15 |
| Juvenile Court Hearing Officer | 19 | 0 | 19 |
| Withdrawn/Transferred | 5 | 0 | 5 |
| Dismissed/Other | 8 | 0 | 8 |
| Total Petitions Processed | 262 | 4 | 266 |
| Cases Pending 12/31/2024 | 77 | 0 | 77 |

Data provided by Common Pleas Case Management System

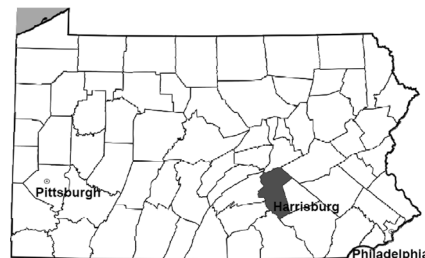


Dauphin County

2024 Population estimate: 293,029

Class of County: 3rd

No. of Common Pleas Court Judgeships: 10



2024 Juvenile Dependency - Adjudicated Dependent Inventory

| | Abuse/ Neglect | Status Offenses | Total |
|--|-------------------|--------------------|------------|
| Cases Pending 1/1/2024 | 432 | 2 | 434 |
| New Adjudicated Dependent Cases | 215 | 4 | 219 |
| Other | 1 | 0 | 1 |
| Total Adjudicated Dependent Cases | 648 | 6 | 654 |

Court Supervision Terminated:

| | | | | | |
|------------------------------------|----|-------|---|----|-------|
| Family Reunification | 39 | 26.7% | 0 | 39 | 26.7% |
| Adoption | 47 | 32.2% | 0 | 47 | 32.2% |
| Placement with a Relative/Guardian | 41 | 28.1% | 0 | 41 | 28.1% |
| Aged Out | 15 | 10.3% | 0 | 15 | 10.3% |
| Other Permanency Outcomes* | 1 | 0.7% | 0 | 1 | 0.7% |
| Other** | 3 | 2.1% | 0 | 3 | 2.1% |

| | | | | | | |
|---|------------|---------------|----------|---------------|------------|---------------|
| Total Adjudicated Dependent Cases Terminated | 146 | 100.0% | 0 | 100.0% | 146 | 100.0% |
| Cases Pending 12/31/2024 | 502 | | 6 | | 508 | |

Data provided by Common Pleas Case Management System

* Other Permanency Outcomes include: adjudicated delinquent, death due to natural causes, emancipation, permanent living arrangement, and parent has come forward.

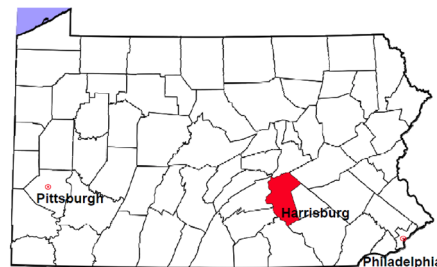
** Other includes cases where court supervision is terminated due to transfer out of jurisdiction, withdrawal and administrative closure.

Dauphin County

2024 Population estimate: 293,029

Class of County: 3rd

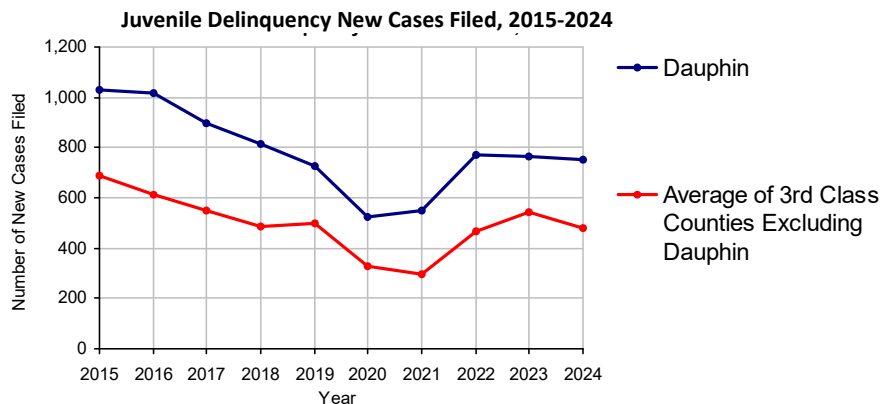
No. of Common Pleas Court Judgeships: 10



2024 Juvenile Delinquency - Cases Pending Disposition

| | |
|--|--------------|
| Begin Pending | 504 |
| New Cases | 752 |
| Consent Decree Revoked | 21 |
| Informal Adjustment Program Revoked | 13 |
| Alternative Program Revoked | 0 |
| Warrant Returned | 17 |
| Other | 78 |
| Total Cases Available for Disposition | 1,385 |
| Warrant Issued | 17 |
| Disposed by: | |
| Adjudicated Delinquent by a Judge | 377 |
| Adjudicated Delinquent by a Juvenile Court Hearing Officer | 0 |
| Consent Decree Entered | 167 |
| Informal Adjustment Program Entered | 186 |
| Warned and Counseled (Pre-Petition) | 9 |
| Dismissed/Withdrawn/Transferred | 83 |
| Transferred to Criminal Court | 4 |
| Other | 72 |
| Total Cases Disposed | 898 |
| End Pending | 470 |

Data provided by Common Pleas Case Management System



Dauphin County

2024 Population: 293,029
 Class of County: 3rd
 No. of Common Pleas Judgeships: 10

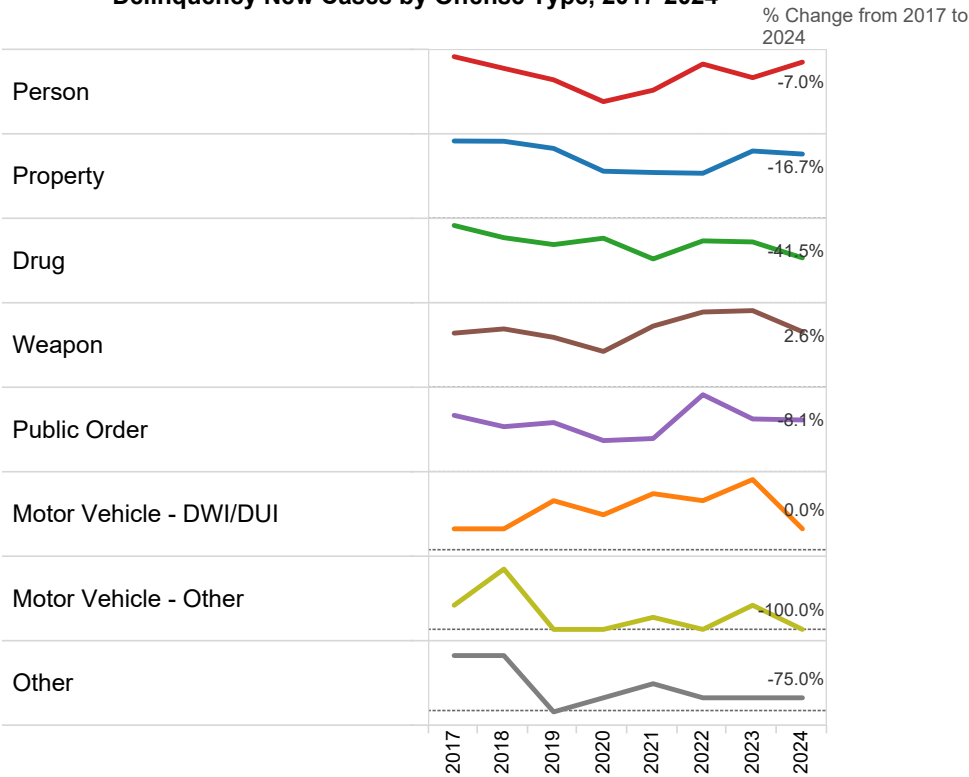


2024 Delinquency - New Cases by Offense Type

| Case Type | Felony | Misdemeanor | Summary | Total | |
|-------------------------|--------|-------------|---------|--------|--------|
| Person | 89 | 177 | 0 | 266 | 35.4% |
| Property | 146 | 107 | 1 | 254 | 33.8% |
| Drug | 6 | 80 | 0 | 86 | 11.4% |
| Weapon | 28 | 12 | 0 | 40 | 5.3% |
| Public Order | 18 | 79 | 5 | 102 | 13.6% |
| Motor Vehicle - DWI/DUI | 0 | 3 | 0 | 3 | 0.4% |
| Motor Vehicle - Other | 0 | 0 | 0 | 0 | 0.0% |
| Other | 1 | 0 | 0 | 1 | 0.1% |
| Total | 288 | 458 | 6 | 752 | 100.0% |
| | 38.3% | 60.9% | 0.8% | 100.0% | |

Data provided by Common Pleas Case Management System

Delinquency New Cases by Offense Type, 2017-2024

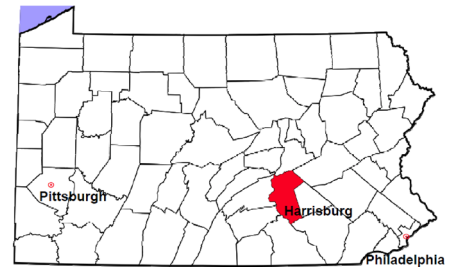


Dauphin County

2024 Population estimate: 293,029

Class of County: 3rd

No. of Common Pleas Court Judgeships: 10



2024 Juvenile Delinquency - Formal Dispositions

| | |
|--|------------|
| Begin Pending | 400 |
| Adjudicated Delinquent by a Judge | 377 |
| Adjudicated Delinquent by a Juvenile Court Hearing Officer | 0 |
| Warrant Returned | 5 |
| Other | 3 |
| Total Adjudicated Delinquent Cases | 785 |
| Warrant Issued | 7 |
| Court Supervision Terminated: | |
| Conditions Satisfied | 264 |
| Compelling Reasons | 37 |
| Reached Age 21 | 12 |
| Transferred to Another Juvenile Court | 0 |
| Other | 10 |
| Total Adjudicated Delinquent Cases Terminated | 323 |
| End Pending | 455 |

(R) - Revised

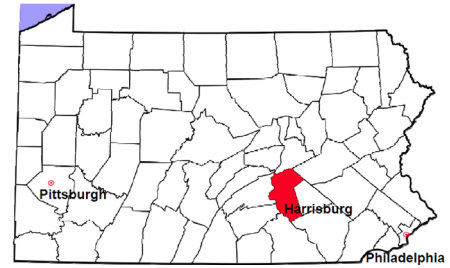
Data provided by Common Pleas Case Management System

Dauphin County

2024 Population estimate: 293,029

Class of County: 3rd

No. of Common Pleas Court Judgeships: 10



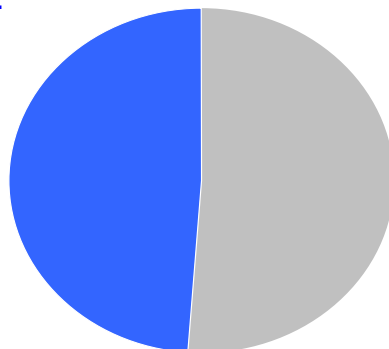
2024 Juvenile Delinquency - Informal Dispositions

| | |
|---|------------|
| Pending Consent Decrees | 71 |
| Pending Informal Adjustments | 37 |
| New Consent Decrees | 167 |
| New Informal Adjustments | 186 |
| Warrant Returned | 3 |
| Other | 0 |
| Cases Informally Disposed | 464 |
| Warrant Issued | 3 |
| Terminated by: | |
| Consent Decree Completed | 145 |
| Informal Adjustment Completed | 151 |
| Consent Decree Revoked | 21 |
| Informal Adjustment Program Revoked | 13 |
| Other | 6 |
| Total Informally Disposed Cases Terminated | 336 |
| End Pending | 125 |

(R) - Revised

Data provided by Common Pleas Case Management System

Informal Dispositions: **49%**



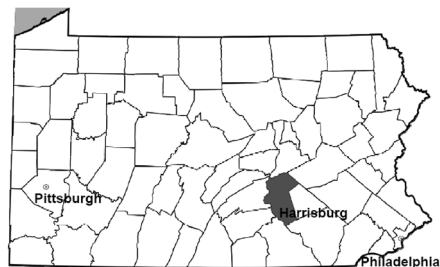
Delinquency Cases are disposed either formally, at a proceeding held before a judge or hearing officer, or informally without a proceeding. Informal dispositions include informal adjustments supervised by a juvenile probation officer; consent decrees agreed upon with the District Attorney after a petition is filed; or other pre-petition process by the juvenile probation department.

Dauphin County

2024 Population estimate: 293,029

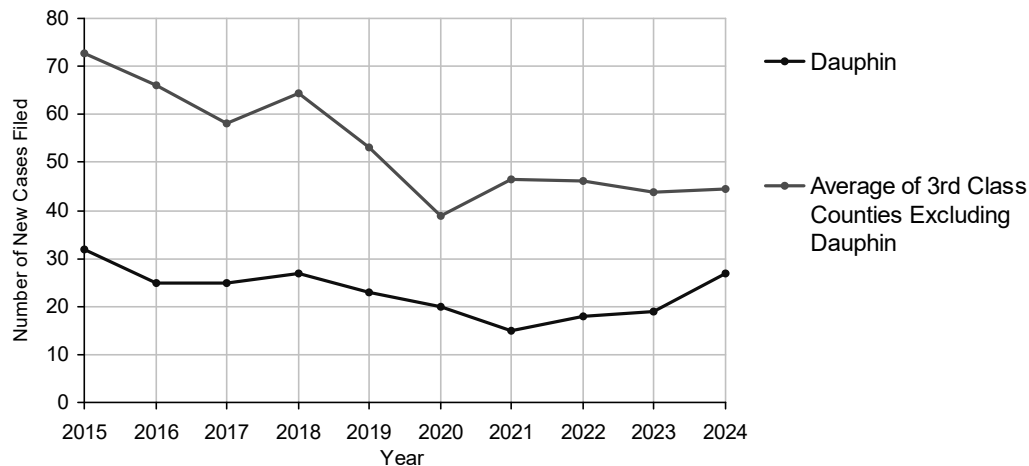
Class of County: 3rd

No. of Common Pleas Court Judgeships: 10



| 2024 Accounts | No. of Cases | |
|---|--------------|---------------|
| Cases Pending 1/1/2024 | 26 | |
| New Cases Filed in 2024 | 27 | |
| Cases Available for Processing | 53 | |
| Processed By: | | |
| Contested before a Judge | 4 | 13.8% |
| Contested before a Non-Judicial Officer | 0 | |
| Uncontested | 25 | 86.2% |
| Other | 0 | |
| Cases Processed | 29 | 100.0% |
| Cases Pending 12/31/2024 | 24 | |

Accounts New Cases Filed, 2015-2024

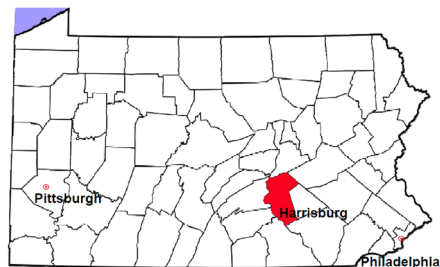


Dauphin County

2024 Population estimate: 293,029

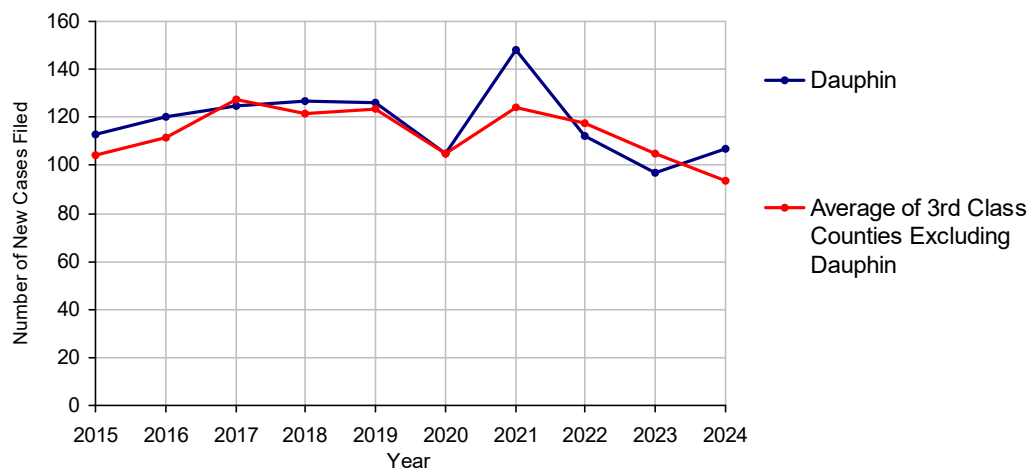
Class of County: 3rd

No. of Common Pleas Court Judgeships: 10



| 2024 Adoptions | | No. of Cases | |
|--------------------------------|---------|--------------|--------|
| Cases Pending 1/1/2024 | | 38 | |
| New Cases Filed in 2024 | | 107 | |
| Cases Available for Processing | | 145 | |
| Processed By: | | | |
| Contested before a Judge | Granted | 0 | |
| | Denied | 0 | |
| Uncontested | Granted | 107 | 100.0% |
| | Denied | 0 | |
| Other | | 0 | |
| Cases Processed | | 107 | 100.0% |
| Cases Pending 12/31/2024 | | 38 | |

Adoptions New Cases Filed, 2015-2024

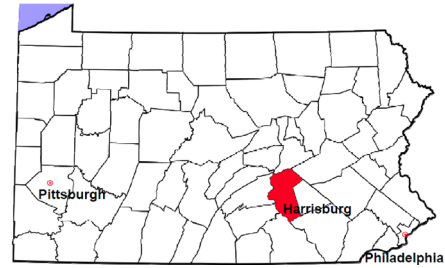


Dauphin County

2024 Population estimate: 293,029

Class of County: 3rd

No. of Common Pleas Court Judgeships: 10



2024 Relinquishments/Terminations

**No. of
Cases**

Cases Pending 1/1/2024 50

New Cases Filed in 2024 225

Cases Available for Processing 275

Processed By:

Contested before a Judge 57 25.0%

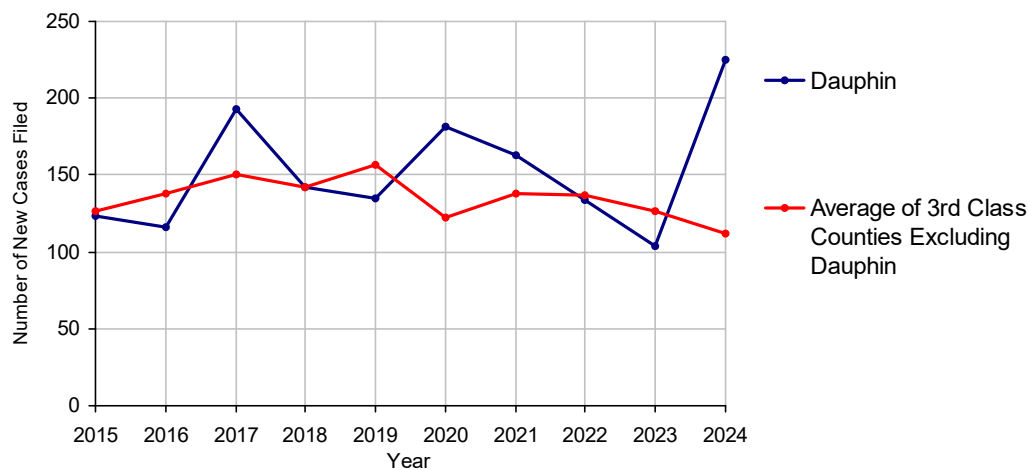
Uncontested 161 70.6%

Other 10 4.4%

Cases Processed 228 100.0%

Cases Pending 12/31/2024 47

Relinquishments/Terminations New Cases Filed, 2015-2024

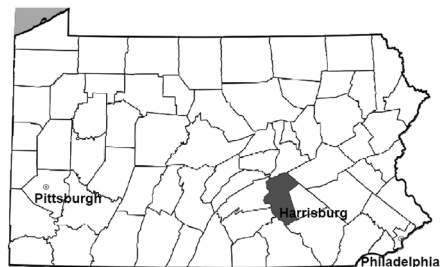


Dauphin County

2024 Population estimate: 293,029

Class of County: 3rd

No. of Common Pleas Court Judgeships: 10



2024 Appointment of Guardians

**No. of
Cases**

Cases Pending 1/1/2024

16

New Cases Filed in 2024

38

Cases Available for Processing

54

Processed By:

Contested before a Judge

5

11.6%

Uncontested

31

72.1%

Other

7

16.3%

Cases Processed

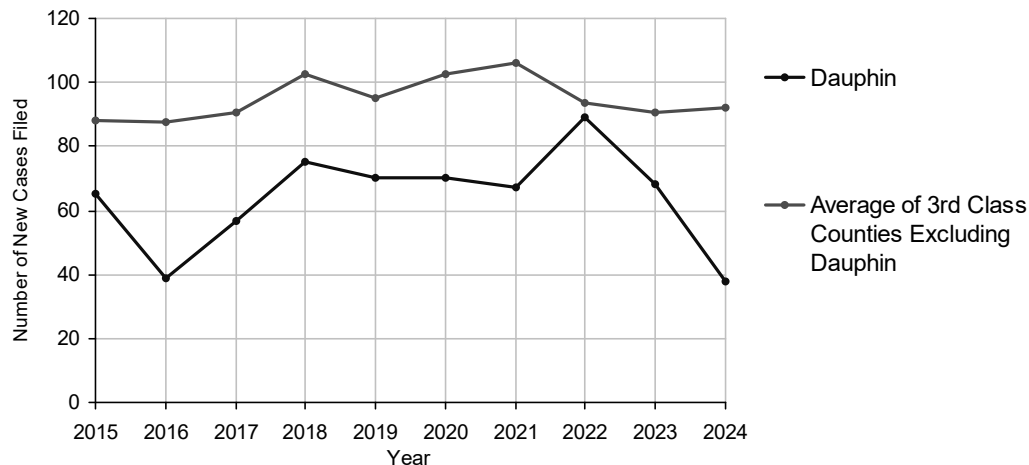
43

100.0%

Cases Pending 12/31/2024

11

Appointment of Guardians New Cases Filed, 2015-2024

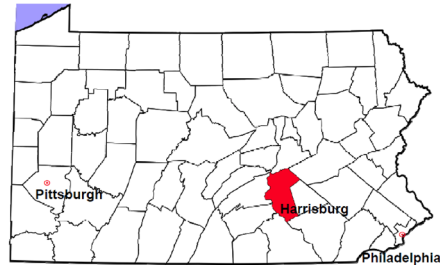


Dauphin County

2024 Population estimate: 293,029

Class of County: 3rd

No. of Common Pleas Court Judgeships: 10



2024 Jury Yield and Utilization

Jury Yield

| | | | | |
|---|--------|---|-------|---|
| Qualification Questionnaires/Summonses Mailed: | 22,737 | A | | |
| Returned Undeliverable: | 3,330 | B | 14.6% | Of Qualification Questionnaires/ Summonses Mailed |
| Not Responded to: | 5,540 | C | 24.4% | |
| the Number of Prospective Jurors: | | | | |
| Disqualified: | 3,370 | D | 14.8% | |
| Exempted: | 1,269 | E | 5.6% | |
| Excused: | 2,075 | F | 9.1% | |
| Deferred to New Term: | 1,767 | G | 7.8% | |
| Deferred from Previous Term: | 2,035 | H | 9.0% | |
| Total Number of Qualified Jurors Available for Service: | 7,421 | I | 32.6% | |
| $I = A - B - C - D - E - F - G - H$ | | | | |

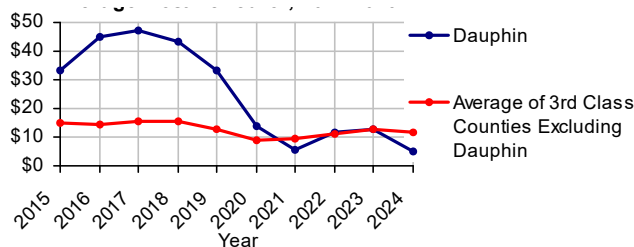
Jury Utilization

| | | | | |
|---|-------|-------|-----------------------------------|----------------|
| the Number of Jurors: | | | | |
| Reporting for Service: | 4,547 | 61.3% | Of Jurors Qualified and Available | |
| Told Not to Report for Service: | 843 | 11.4% | | |
| Sent to Courtroom for Jury Selection (Voir Dire): | 4,398 | 96.7% | Of Jurors Reporting for Service | |
| Impaneled or Sworn (jurors/alternates): | 1,409 | 31.0% | | |
| Removed for Cause/Hardship: | 699 | | | |
| Removed by Peremptory Challenge: | 1,372 | | | |
| Number of Jury Trials Started: | 82 | | | |
| Pool Days: | 50 | | | |
| Zero Panel Days: | 5 | 10.0% | | (Of Pool Days) |

Jury Costs

| | | |
|---|--------------|---|
| Total Annual Budget for Juror Operations: | \$117,807.00 | J |
| Average Cost Per Juror: | \$5.18 | K |
| $K = J/A$ | | |

Average Cost Per Juror, 2015-2024

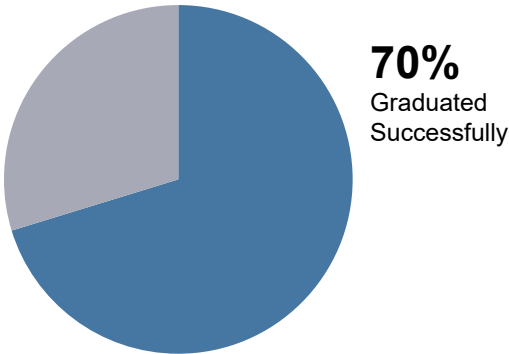


Dauphin County


2024 Treatment Courts

37 Discharges

Of All Court Participants Discharged:



39 Admissions

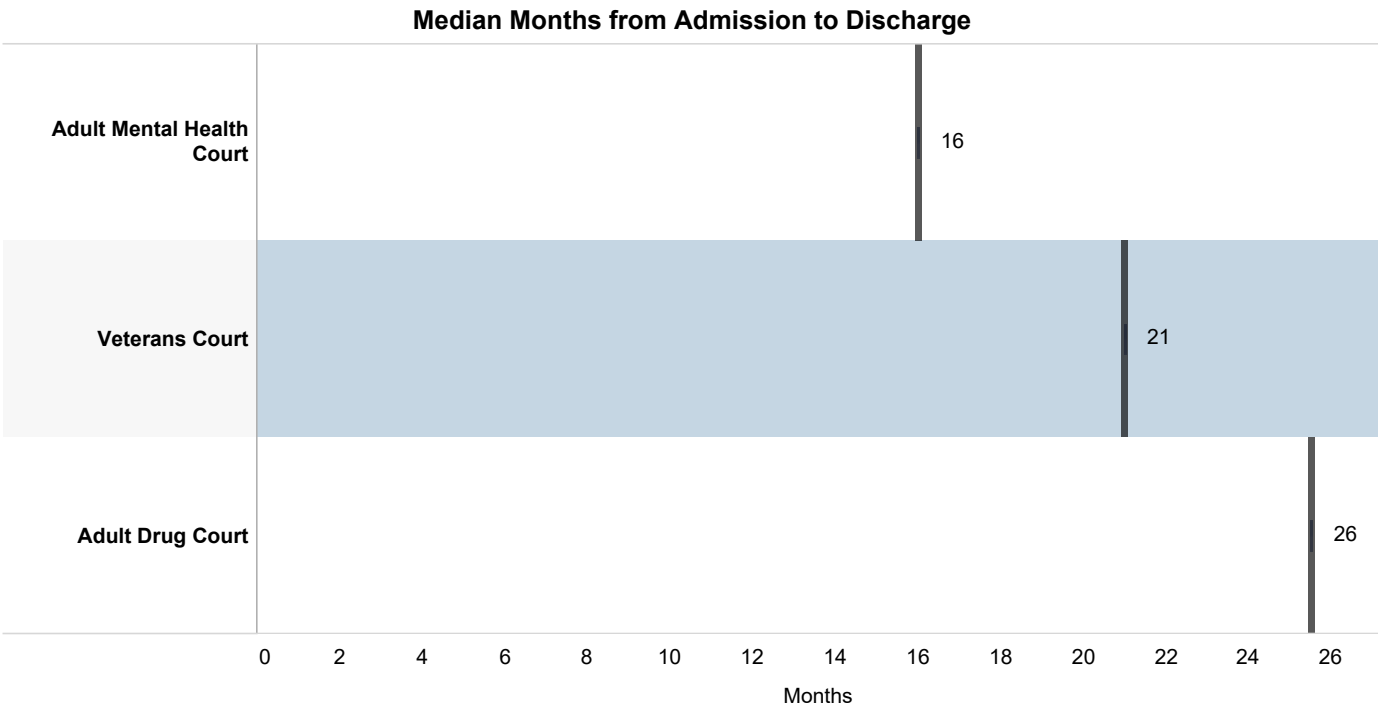


Discharge Reason

| | Successfully Completed | Unsuccessful/New Offense | Unsuccessful /Non-Compliant | Voluntarily Withdrew | Unsuccessful /Absconded | Total Discharges |
|---------------------------|------------------------|--------------------------|-----------------------------|----------------------|-------------------------|------------------|
| Adult Drug Court | 16 (66.7%) | | 7 (29.2%) | | 1 (4.2%) | 24 (100.0%) |
| Adult Mental Health Court | 6 (75.0%) | 1 (12.5%) | 1 (12.5%) | | | 8 (100.0%) |
| Veterans Court | 4 (80.0%) | | | 1 (20.0%) | | 5 (100.0%) |

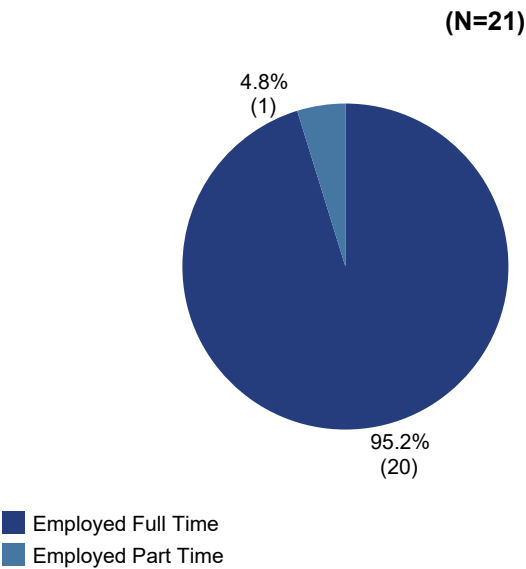

Dauphin County

2024 Treatment Courts



Among successful graduates, there was a 62% increase in employment.

95% of the employed successful graduates were employed full time:



5% (2) of all participants have improved in **education level** at discharge.

DEPARTMENT OF RESEARCH & STATISTICS

KIM NIEVES, PH.D.

DIRECTOR

ANDREW GINDER, MPA

ASSISTANT DIRECTOR

YAN LIU, M.S.

SENIOR STATISTICAL ANALYST

SASANKA ADIKARI, PH.D

DATA SCIENTIST

AMANDA PEREIRA

RESEARCH ASSISTANT