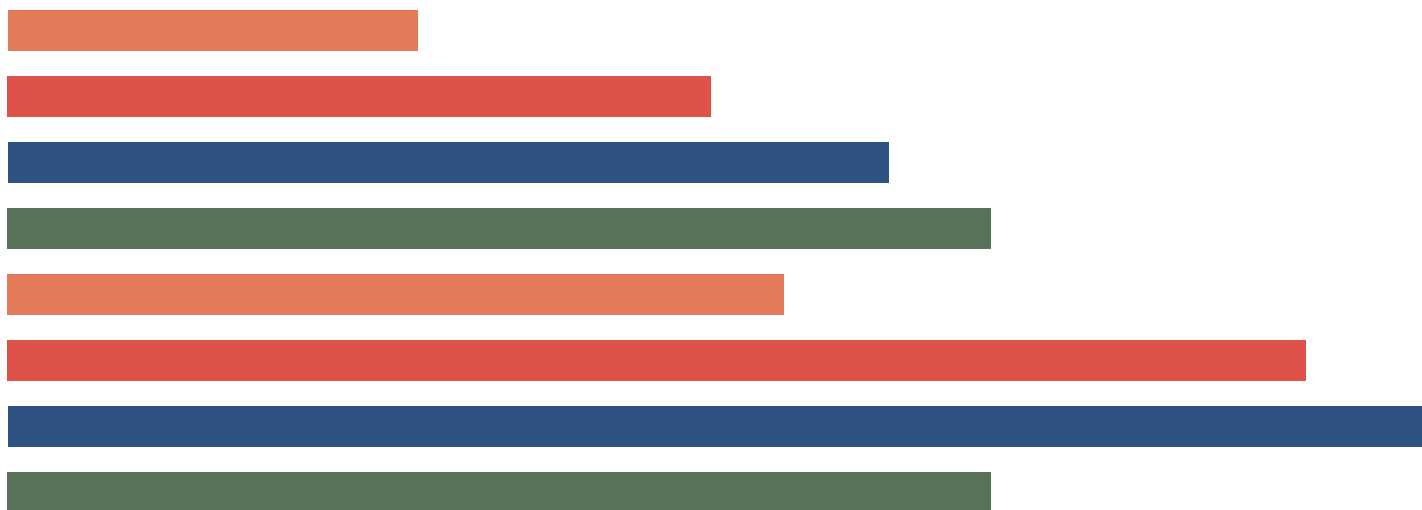


2024

Court of Common Pleas
Caseload Statistics for


Juniata County



We are pleased to provide you with a copy of the 2024 County Caseload Display pages. They can also be viewed on the AOPC webpage at www.pacourts.us in the *News & Statistics* section under *Research & Statistics*.

Should you have any questions or comments, please do not hesitate to contact me at 717.231.3300.

Sincerely,

A handwritten signature in black ink, appearing to read "Sasanka", is written over a horizontal line. There are some small marks below the line, possibly initials or a date.

Sasanka Adikari, Ph.D.
Data Scientist
Department of Research and Statistics

Table of Contents

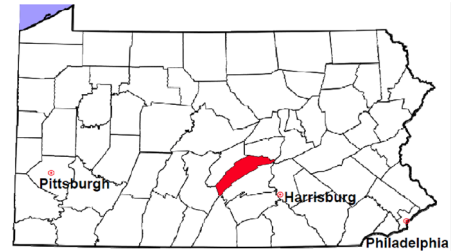
CPCMS Criminal	Page 1
CPCMS Criminal - New Cases by Case Type.....	Page 2
Civil.....	Page 3
Civil - Docketed Cases Listed by Case Type.....	Page 4
Protection From Abuse	Page 5
Spousal & Child Support and Paternity	Page 6
Custody/Partial Custody/Visitation.....	Page 7
Divorce	Page 8
Juvenile Dependency - Active Dependent Inventory	Page 9
Juvenile Dependency - Adjudicated Dependent Inventory	Page 10
Juvenile Delinquency - Cases Pending Disposition.....	Page 11
Juvenile Delinquency - New Cases by Case Type	Page 12
Juvenile Delinquency - Formal Dispositions	Page 13
Juvenile Delinquency - Informal Dispositions	Page 14
Accounts.....	Page 15
Adoptions.....	Page 16
Relinquishments/Terminations	Page 17
Appointment of Guardians	Page 18
Jury Yield and Utilization	Page 19

Juniata County

2024 Population estimate: 23,395

Class of County: 7th

No. of Common Pleas Court Judgeships: 2
(Juniata and Perry Combined)



2024 Criminal No. of Cases

Cases Pending 1/1/2024	118
New Cases Filed in 2024	239
Reopened Cases	10
Cases Available for Processing	367

Processed by:

Withdrawn/Dismissed	3	1.4%
Diversionsary Disposition*	60	27.1%
Guilty Plea	148	67.0%
Non-Jury Trial	0	
Jury Trial	1	0.5%
Inactive	8	3.6%
Other	1	0.5%
Total Cases Processed	221	100.0%

Cases Pending 12/31/2024 **146**

Cases Awaiting Sentencing 14

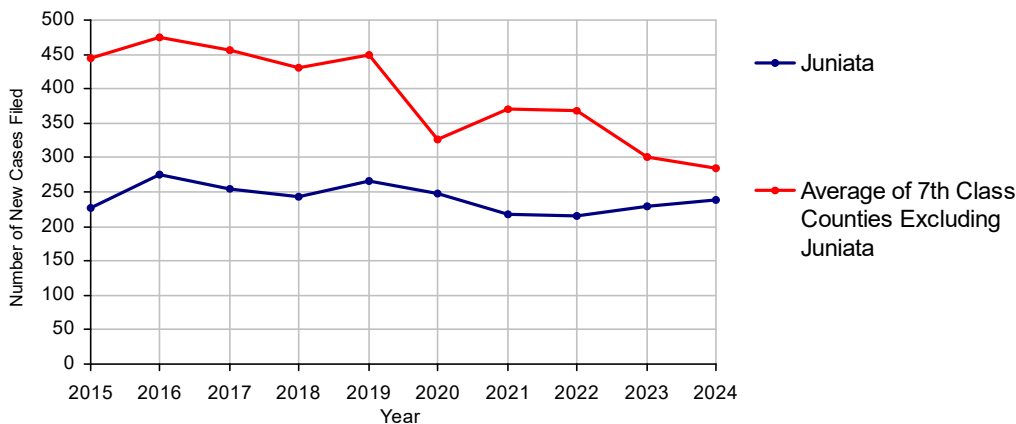
Data provided by Common Pleas Case Management System

* Includes other diversionsary programs such as Veterans Court.

Age of Pending Cases as of 12/31/2024

0-60 Days	39	26.7%
61-120 Days	23	15.8%
121-180 Days	12	8.2%
181-240 Days	11	7.5%
241-300 Days	12	8.2%
301-360 Days	3	2.1%
Over 360 Days	46	31.5%
Total	146	100.0%

Criminal New Cases, 2015-2024



Juniata County

2024 Population: 23,395
Class of County: 7th
No. of Common Pleas Judgeships: 2
(Juniata and Perry Combined)

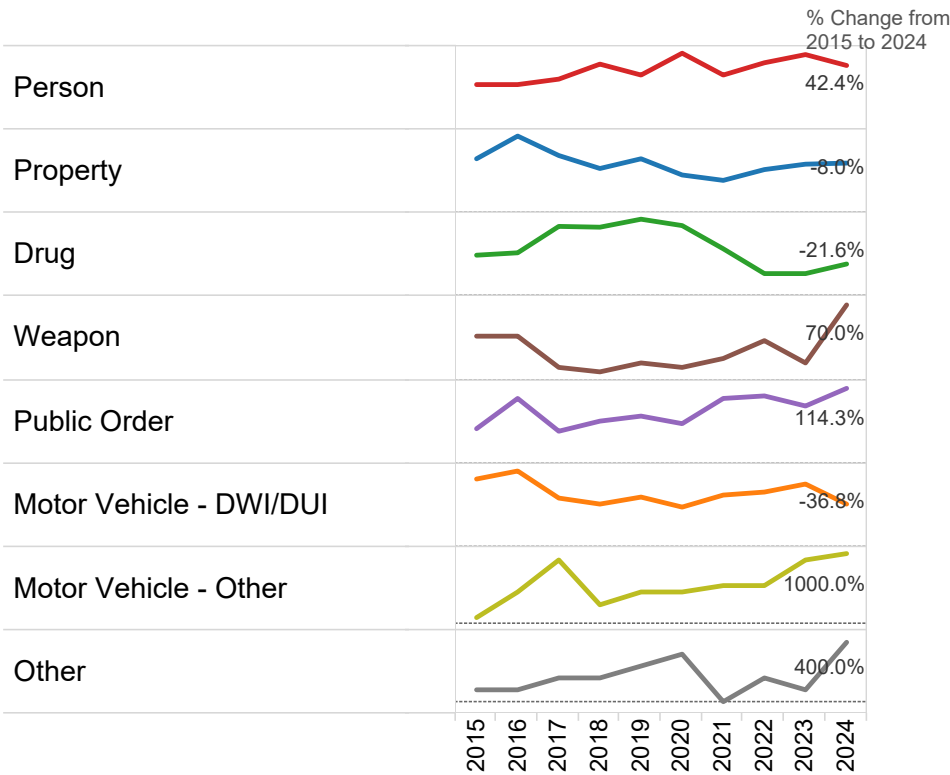


2024 Criminal - New Cases by Offense Type

Case Type	Felony	Misdemeanor	Summary	Total	
Person	21	26	0	47	19.7%
Property	24	19	3	46	19.2%
Drug	9	30	1	40	16.7%
Weapon	12	5	0	17	7.1%
Public Order	13	17	0	30	12.6%
Motor Vehicle - DWI/DUI	0	43	0	43	18.0%
Motor Vehicle - Other	0	3	8	11	4.6%
Other	5	0	0	5	2.1%
Total	84	143	12	239	100.0%
	35.1%	59.8%	5.0%	100.0%	

Data provided by Common Pleas Case Management System

Criminal New Cases by Offense Type, 2015-2024

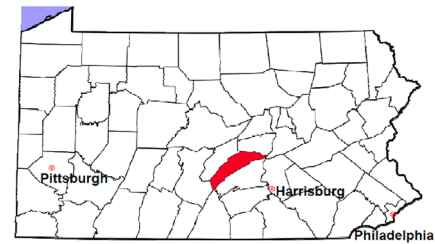


Juniata County

2024 Population estimate: 23,395

Class of County: 7th

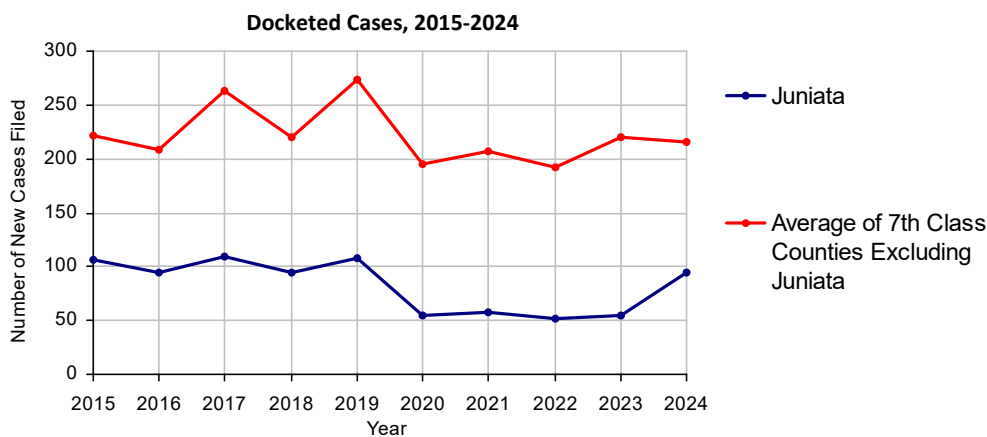
No. of Common Pleas Court Judgeships: 2
(Juniata and Perry Combined)



2024 Civil	Civil Action	Other	Total
Cases Pending 1/1/2024	350	286	636
Docketed Cases	65	30	95
Arbitration Appeals	0	0	0
Transferred In	0	0	0
Returned to Active	0	0	0
Cases Available for Processing	415	316	731
Processed By:			
Default Judgments	0	0	0
Cases Decided by Arbitration Board	0	0	0
Dispositive Motions	0	0	0
Settlements	0	0	0
Moved to Inactive Status	0	0	0
Transferred/Withdrawn	0	0	0
Dismissed/Discontinued	18	8	26
Administrative Purge	0	6	6
Other (O)	3	0	3
Jury Trial	0	0	0
Non-Jury Trial	0	0	0
Total Cases Processed	21	14	35
Cases Pending 12/31/2024	394	302	696

Age of Pending Cases as of 12/31/2024 (Civil Action Only)

0-6 months	37	9.4%
7-12 months	25	6.3%
13-18 months	20	5.1%
19-24 months	10	2.5%
25-30 months	15	3.8%
31-36 months	12	3.0%
37-42 months	6	1.5%
43-48 months	10	2.5%
49-54 months	9	2.3%
55-60 months	8	2.0%
61-66 months	14	3.6%
67-72 months	16	4.1%
Over 72 months	212	53.8%
Total	394	100.0%

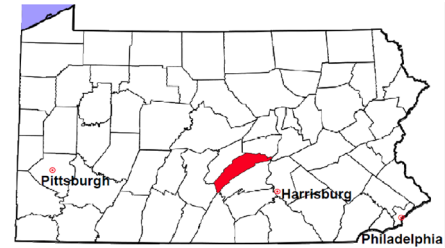


Juniata County

2024 Population estimate: 23,395

Class of County: 7th

No. of Common Pleas Court Judgeships: 2
(Juniata and Perry Combined)



2024 Civil - Docketed Cases Listed by Case Type

TORT	4	4.2%	REAL PROPERTY	22	23.2%
<i>(does not include mass tort)</i>			Ejectment*	0	
Intentional	0		Eminent Domain/Condemnation*	2	
Malicious Prosecution	0		Ground Rent	0	
Motor Vehicle	3		Landlord/Tenant Dispute	0	
Nuisance	0		Mortgage Foreclosure:		
Premise Liability	1		Residential*	15	
Product Liability	0		Commercial*	0	
Slander/Libel/Defamation	0		Partition of Real Property*	3	
Other	0		Quiet Title*	2	
MASS TORT	0		Other*	0	
Asbestos	0		CIVIL APPEALS	0	
Tobacco	0		<i>- Administrative Agencies</i>		
Toxic Tort - DES	0		Board of Assessment*	0	
Toxic Tort - Implant	0		Board of Elections*	0	
Toxic Waste	0		Dept. of Transportation*	0	
Other	0		Zoning Board*	0	
PROFESSIONAL LIABILITY	0		Statutory Appeal - Other*	0	
Dental	0		Other*	0	
Legal	0		MISCELLANEOUS	8	8.4%
Medical Malpractice	0		Common Law/		
Other	0		Statutory Arbitration*	0	
CONTRACT	61	64.2%	Declaratory Judgment*	0	
<i>(does not include judgments)</i>			Mandamus*	0	
Buyer Plaintiff	1		Non-Domestic Relations		
Debt Collection: Credit Card	41		Restraining Order*	0	
Debt Collection: Other	17		Quo Warranto*	0	
Employment Dispute: Discrimination	0		Replevin*	0	
Employment Dispute: Other	0		Other*	8	
Other	2		TOTAL DOCKETED CASES:	95	100.0%

Of the Docketed Cases:

Pro Se Filings: 12 12.6% Class Action Suits: 0 MDJ Appeals: 12 12.6%

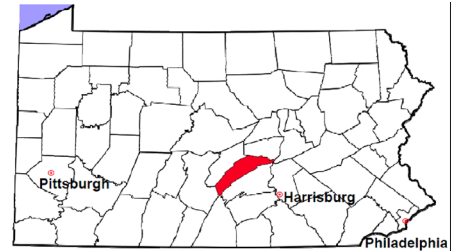
*Civil Other

Juniata County

2024 Population estimate: 23,395

Class of County: 7th

No. of Common Pleas Court Judgeships: 2
(Juniata and Perry Combined)



2024 Protection From Abuse

**No. of
Petitions**

Cases Pending 1/1/2024

9

New Cases Filed in 2024

12

Of these, Petitions Requesting Temporary Orders: 12 (100.0%)

Temporary Orders DENIED: 4 (33.3%), Temporary Orders GRANTED: 8 (66.7%)

Cases Available for Processing

21

Processed By:

Temporary Order DENIED After Ex Parte Hearing and No Evidentiary Hearing Scheduled

1

5.9%

Temporary Order DISMISSED After Evidentiary Hearing and No Final Order Entered

2

11.8%

Final Order DENIED After Evidentiary Hearing Before a Judge or a Judicial Officer

0

Final Order GRANTED After Evidentiary Hearing Before a Judge or a Judicial Officer

3

17.6%

Plaintiff Did Not Appear For Evidentiary Hearing

1

5.9%

Final Order by STIPULATION OR AGREEMENT Between the Parties

0

Petition WITHDRAWN by Plaintiff

8

47.1%

TRANSFERRED to Another Jurisdiction

0

Other

2

11.8%

Cases Processed

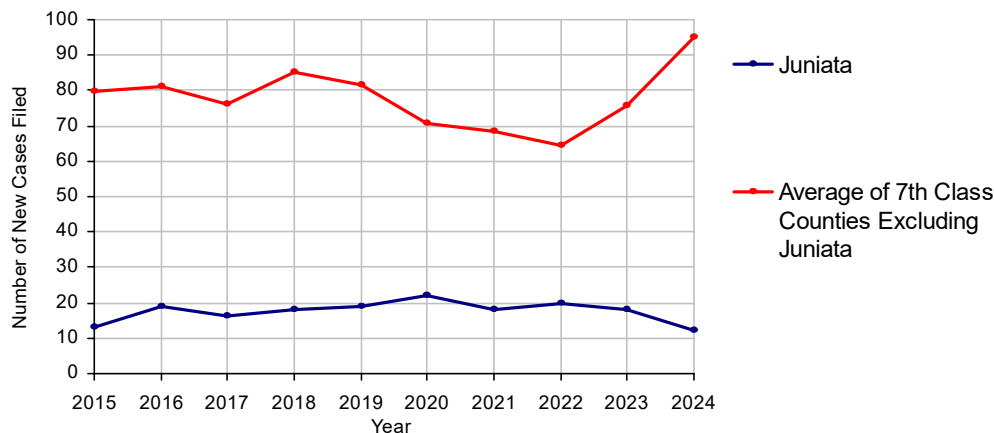
17

100.0%

Cases Pending 12/31/2024

4

PFA New Cases Filed, 2015-2024

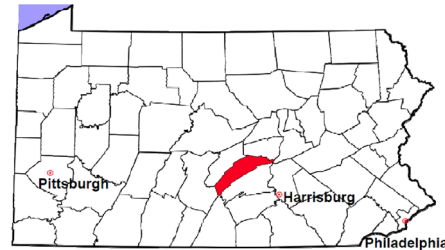


Juniata County

2024 Population estimate: 23,395

Class of County: 7th

No. of Common Pleas Court Judgeships: 2
(Juniata and Perry Combined)



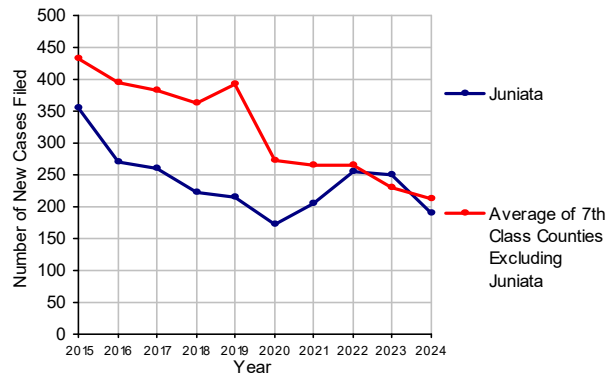
2024 Spousal & Child Support	No. of Petitions
Cases Pending 1/1/2024	34
New Cases Filed in 2024	189
Dockets Transferred In (+)	7
Dockets Transferred Out (-)	3
Cases Available for Processing	227
Processed By:	
Judge	10 4.9%
Intake Officer	194 95.1%
Hearing Officer	0
Other	0
Cases Processed	204 100.0%
Cases Pending 12/31/2024	23

Data provided by PACSES

2024 Paternity	No. of Cases
Acknowledgements Filed:	
Non-Domestic Relations Section	11 73.3%
During Conference	1 6.7%
Non-Stipulated (post genetic test)	0
Pre-Trial Conference	3 20.0%
Total	15 100.0%
Established:	
Stipulated by Genetic Tests	4 44.4%
Default - Father Failed to Appear	1 11.1%
Adjudication by Court Proceeding	0
Out of State	4 44.4%
Total	9 100.0%
Cases Pending 12/31/2024	5

Data provided by PACSES

Spousal & Child Support New Cases Filed, 2015-2024



DEFINITIONS:

ACKNOWLEDGEMENTS FILED:

NON-DOMESTIC RELATIONS SECTION: The voluntary Acknowledgement of Paternity by the alleged father.

DURING CONFERENCE: The alleged father signed the Acknowledgement of Paternity-Waiver of Trial (PE-010) at the initial child support conference.

NON-STIPULATED (POST GENETIC TEST): The alleged father signed the Acknowledgement of Paternity-Waiver of Trial after genetic tests were conducted and resulted in the alleged father being determined to be the biological father.

PRE-TRIAL CONFERENCE: The alleged father signed the Acknowledgement of Paternity-Waiver of Trial at the pre-trial conference.

ESTABLISHED:

STIPULATED BY GENETIC TESTS: The alleged father requested genetic tests and signed a stipulation that if the test results had a 99% or higher probability of paternity then the alleged father would be stipulated as the biological father of the child.

DEFAULT - FATHER FAILED TO APPEAR: The alleged father failed to appear after being served for either a support conference, hearing, or genetic test and a default paternity order was entered by the court.

ADJUDICATION BY COURT PROCEEDING: The alleged father was determined to be the biological father of the child through a court proceeding.

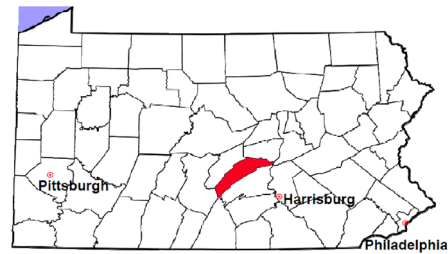
OUT OF STATE: Paternity was established in another state, "Out of state only".

Juniata County

2024 Population Estimate: 23,395

Class of County: 7th

No. of Common Pleas Court Judgeships: 2
(Juniata and Perry Combined)



2024 Custody/Partial Custody/Visitation

No. of
Petitions

Cases Pending 1/1/2024

96

New Cases Filed in 2024

25

Cases Available for Processing

121

Processed By:

Judge

26

96.3%

Non-Judicial Officer

0

Administrative Review/Purge

0

Other

1

3.7%

Cases Processed

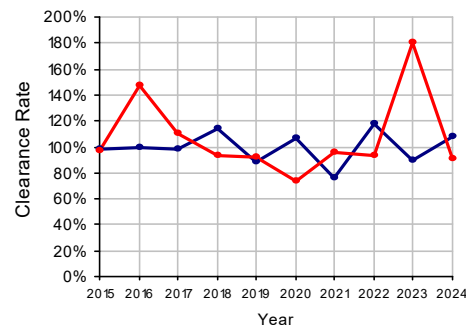
27

100.0%

Cases Pending 12/31/2024

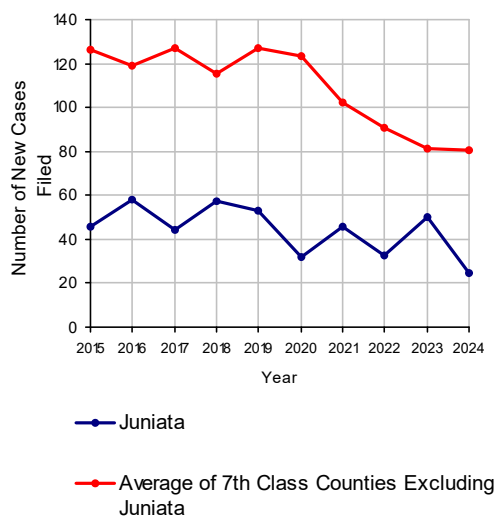
94

Clearance Rate, 2015-2024

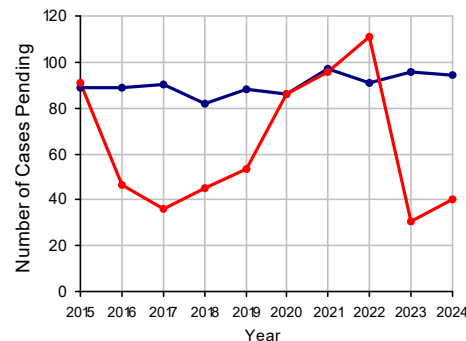


Note: Clearance Rate = Cases Processed / New Cases Filed

Custody/Partial Custody/Visitation New Cases Filed, 2015-2024



Cases Pending at the End of Year, 2015-2024

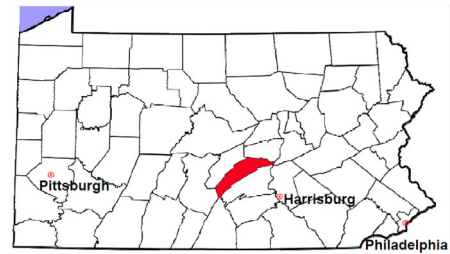


Juniata County

2024 Population estimate: 23,395

Class of County: 7th

No. of Common Pleas Court Judgeships: 2
(Juniata and Perry Combined)



2024 Divorce

No. of Petitions

Cases Pending 1/1/2024

75

New Cases Filed in 2024

40

Cases Available for Processing

115

Processed By:

Contested Before a Judge

1

2.3%

Contested Before a Non-Judicial Officer

3

6.8%

Uncontested

36

81.8%

Administrative Review/Purge

4

9.1%

Other

0

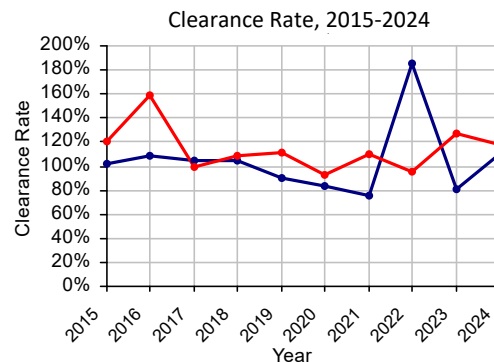
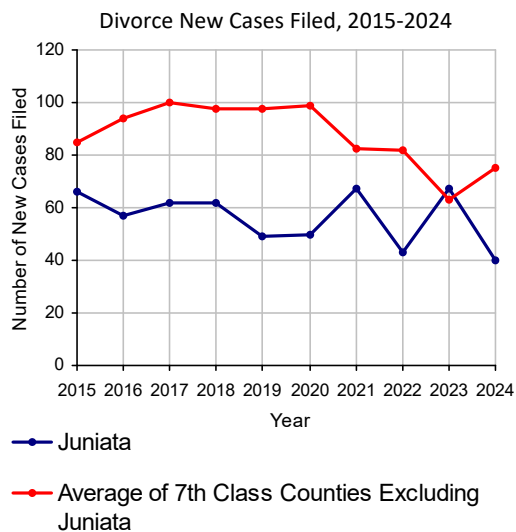
Cases Processed

44

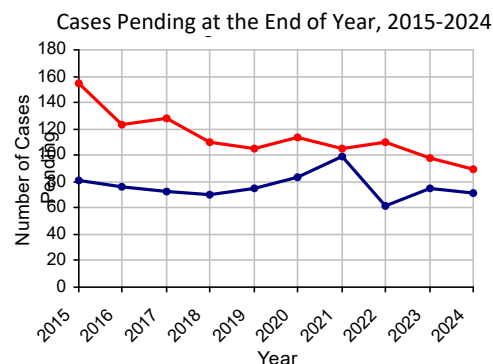
100.0%

Cases Pending 12/31/2024

71



Note: Clearance Rate = Cases Processed / New Cases Filed

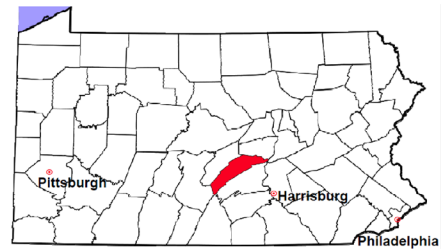


Juniata County

2024 Population estimate: 23,395

Class of County: 7th

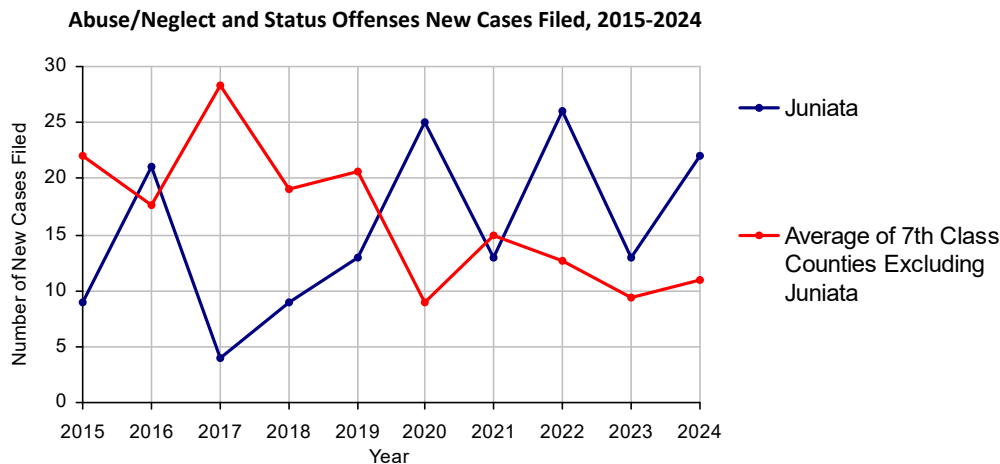
No. of Common Pleas Court Judgeships: 2
(Juniata and Perry Combined)



2024 Juvenile Dependency - Petitions Pending Adjudication

	Abuse/ Neglect	Status Offenses	Total
Cases Pending 1/1/2024	0	0	0
New Petitions Filed in 2024	21	1	22
Other	0	0	0
Total Petitions Available for Processing	21	1	22
Processed by:			
Adjudicated Dependent			
Judge	12	0	12
Juvenile Court Hearing Officer	0	0	0
Adjudicated NOT Dependent			
Judge	0	0	0
Juvenile Court Hearing Officer	0	0	0
Withdrawn/Transferred	8	1	9
Dismissed/Other	0	0	0
Total Petitions Processed	20	1	21
Cases Pending 12/31/2024	1	0	1

Data provided by Common Pleas Case Management System

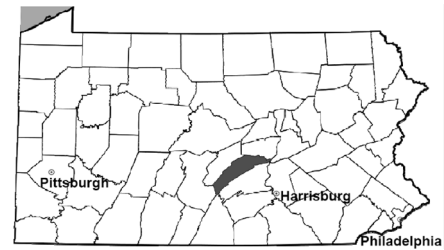


Juniata County

2024 Population estimate: 23,395

Class of County: 7th

No. of Common Pleas Court Judgeships: 2
(Juniata and Perry Combined)



2024 Juvenile Dependency - Adjudicated Dependent Inventory

	Abuse/ Neglect	Status Offenses	Total
Cases Pending 1/1/2024	14	0	14
New Adjudicated Dependent Cases	12	0	12
Other	0	0	0
Total Adjudicated Dependent Cases	26	0	26
<u>Court Supervision Terminated:</u>			
Family Reunification	4 44.4%	0	4 44.4%
Adoption	2 22.2%	0	2 22.2%
Placement with a Relative/Guardian	3 33.3%	0	3 33.3%
Aged Out	0	0	0
Other Permanency Outcomes*	0	0	0
Other**	0	0	0
Total Adjudicated Dependent Cases Terminated	9 100.0%	0 100.0%	9 100.0%
Cases Pending 12/31/2024	17	0	17

Data provided by Common Pleas Case Management System

* Other Permanency Outcomes include: adjudicated delinquent, death due to natural causes, emancipation, permanent living arrangement, and parent has come forward.

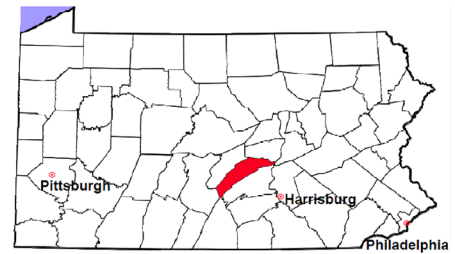
** Other includes cases where court supervision is terminated due to transfer out of jurisdiction, withdrawal and administrative closure.

Juniata County

2024 Population estimate: 23,395

Class of County: 7th

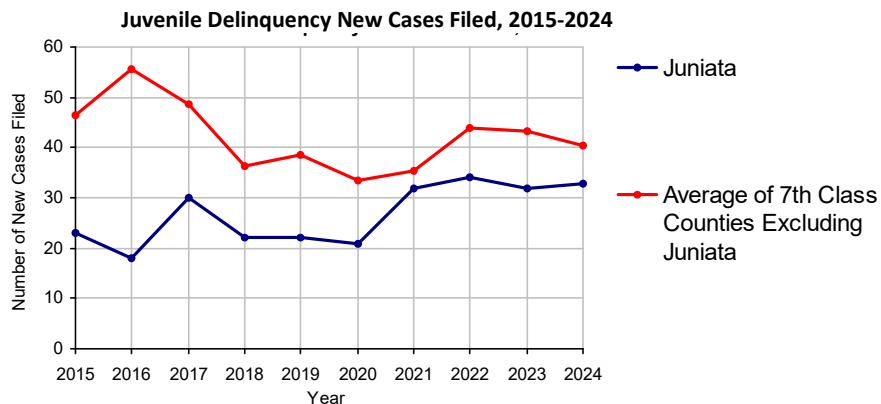
No. of Common Pleas Court Judgeships: 2
(Juniata and Perry Combined)



2024 Juvenile Delinquency - Cases Pending Disposition

Begin Pending	32
New Cases	33
Consent Decree Revoked	0
Informal Adjustment Program Revoked	0
Alternative Program Revoked	0
Warrant Returned	0
Other	8
Total Cases Available for Disposition	73
Warrant Issued	0
Disposed by:	
Adjudicated Delinquent by a Judge	18
Adjudicated Delinquent by a Juvenile Court Hearing Officer	0
Consent Decree Entered	9
Informal Adjustment Program Entered	0
Warned and Counseled (Pre-Petition)	0
Dismissed/Withdrawn/Transferred	4
Transferred to Criminal Court	0
Other	10
Total Cases Disposed	41
End Pending	32

Data provided by Common Pleas Case Management System



Juniata County

2024 Population: 23,395
 Class of County: 7th
 No. of Common Pleas Judgeships: 2
 (Juniata and Perry Combined)

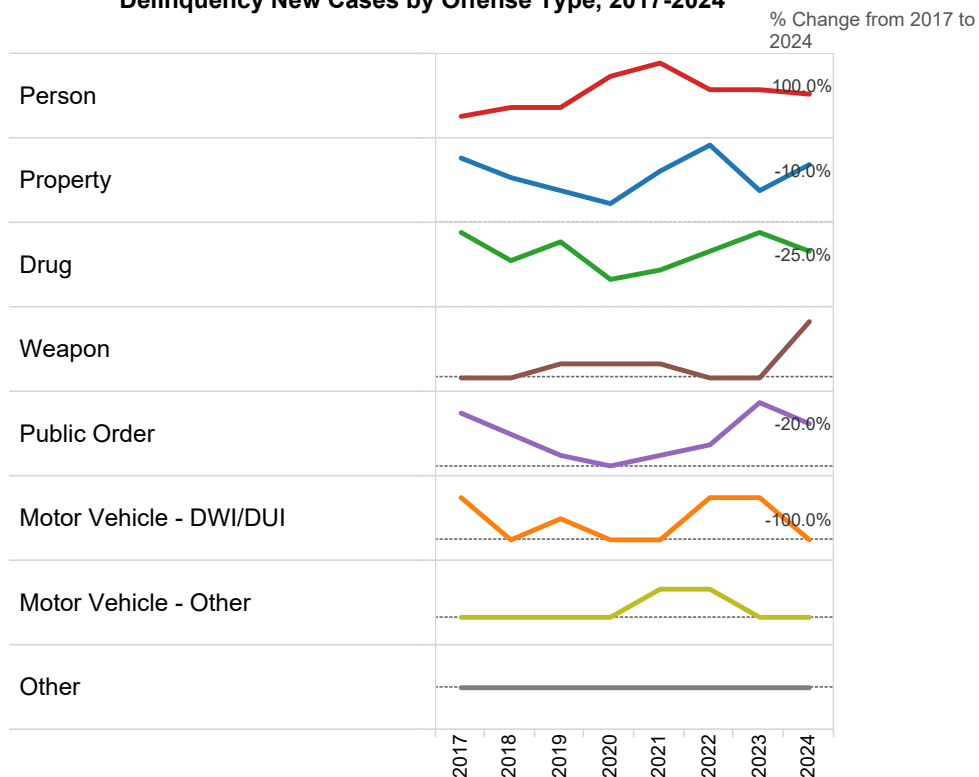


2024 Delinquency - New Cases by Offense Type

Case Type	Felony	Misdemeanor	Summary	Total	
Person	7	3	0	10	30.3%
Property	1	8	0	9	27.3%
Drug	1	5	0	6	18.2%
Weapon	0	4	0	4	12.1%
Public Order	2	2	0	4	12.1%
Motor Vehicle - DWI/DUI	0	0	0	0	0.0%
Motor Vehicle - Other	0	0	0	0	0.0%
Other	0	0	0	0	0.0%
Total	11	22	0	33	100.0%
	33.3%	66.7%	0.0%	100.0%	

Data provided by Common Pleas Case Management System

Delinquency New Cases by Offense Type, 2017-2024

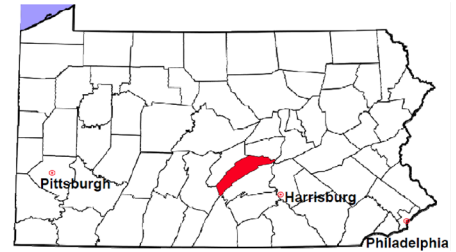


Juniata County

2024 Population estimate: 23,395

Class of County: 7th

No. of Common Pleas Court Judgeships: 2
(Juniata and Perry Combined)



2024 Juvenile Delinquency - Formal Dispositions

Begin Pending	45
Adjudicated Delinquent by a Judge	18
Adjudicated Delinquent by a Juvenile Court Hearing Officer	0
Warrant Returned	0
Other	0
Total Adjudicated Delinquent Cases	63
Warrant Issued	0
Court Supervision Terminated:	
Conditions Satisfied	10
Compelling Reasons	4
Reached Age 21	0
Transferred to Another Juvenile Court	0
Other	3
Total Adjudicated Delinquent Cases Terminated	17
End Pending	46

(R) - Revised

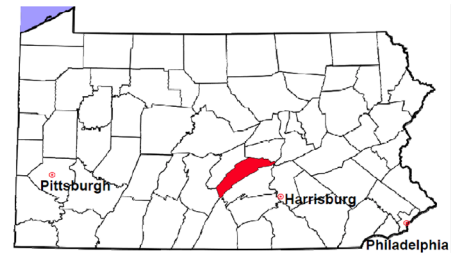
Data provided by Common Pleas Case Management System

Juniata County

2024 Population estimate: 23,395

Class of County: 7th

No. of Common Pleas Court Judgeships: 2
(Juniata and Perry Combined)



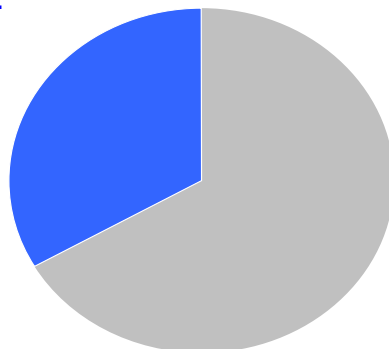
2024 Juvenile Delinquency - Informal Dispositions

Pending Consent Decrees	14
Pending Informal Adjustments	0
New Consent Decrees	9
New Informal Adjustments	0
Warrant Returned	0
Other	2
Cases Informally Disposed	25
Warrant Issued	0
Terminated by:	
Consent Decree Completed	9
Informal Adjustment Completed	0
Consent Decree Revoked	0
Informal Adjustment Program Revoked	0
Other	5
Total Informally Disposed Cases Terminated	14
End Pending	11

(R) - Revised

Data provided by Common Pleas Case Management System

Informal Dispositions: **33%**



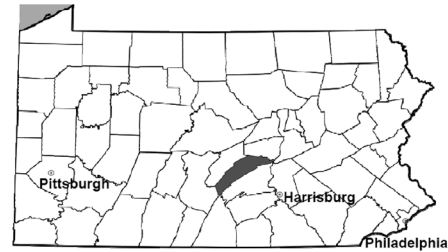
Delinquency Cases are disposed either formally, at a proceeding held before a judge or hearing officer, or informally without a proceeding. Informal dispositions include informal adjustments supervised by a juvenile probation officer; consent decrees agreed upon with the District Attorney after a petition is filed; or other pre-petition process by the juvenile probation department.

Juniata County

2024 Population estimate: 23,395

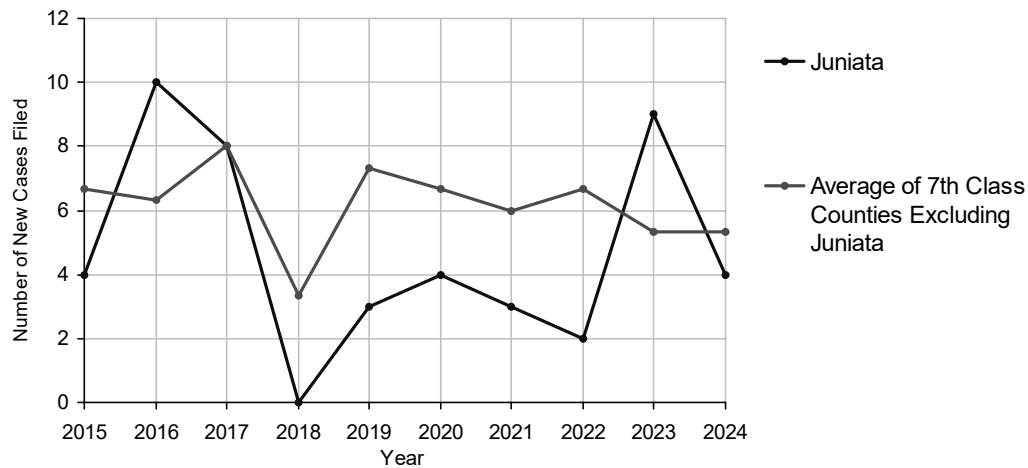
Class of County: 7th

No. of Common Pleas Court Judgeships: 2
(Juniata and Perry Combined)



2024 Accounts	No. of Cases	
Cases Pending 1/1/2024	0	
New Cases Filed in 2024	4	
Cases Available for Processing	4	
Processed By:		
Contested before a Judge	0	
Contested before a Non-Judicial Officer	0	
Uncontested	1	100.0%
Other	0	
Cases Processed	1	100.0%
Cases Pending 12/31/2024	3	

Accounts New Cases Filed, 2015-2024

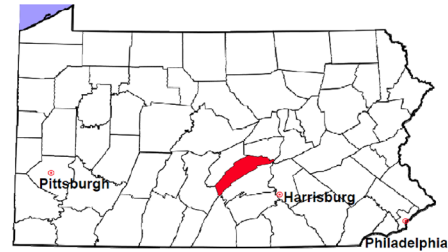


Juniata County

2024 Population estimate: 23,395

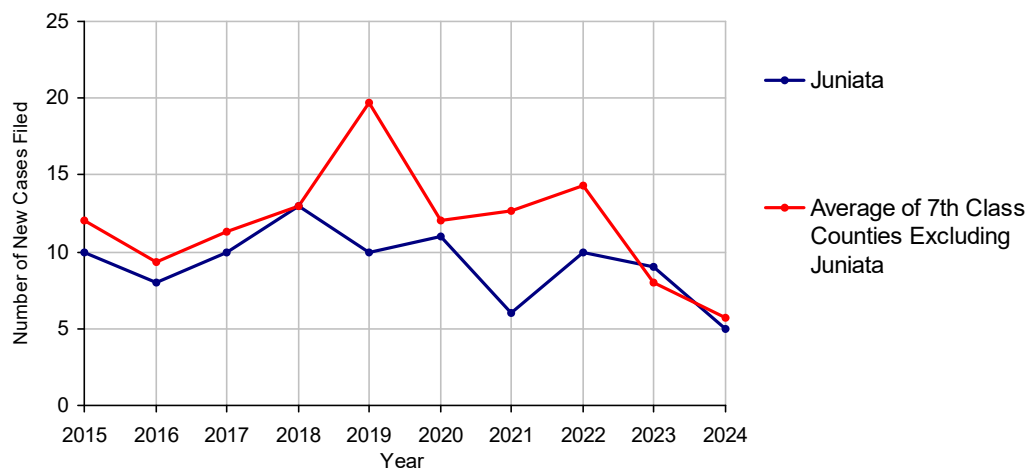
Class of County: 7th

No. of Common Pleas Court Judgeships: 2
(Juniata and Perry Combined)



2024 Adoptions		No. of Cases
Cases Pending 1/1/2024		1
New Cases Filed in 2024		5
Cases Available for Processing		6
Processed By:		
Contested before a Judge	Granted	0
	Denied	0
Uncontested	Granted	6 100.0%
	Denied	0
Other		0
Cases Processed		6 100.0%
Cases Pending 12/31/2024		0

Adoptions New Cases Filed, 2015-2024

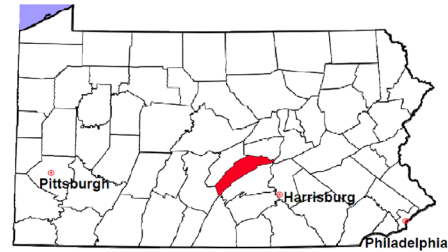


Juniata County

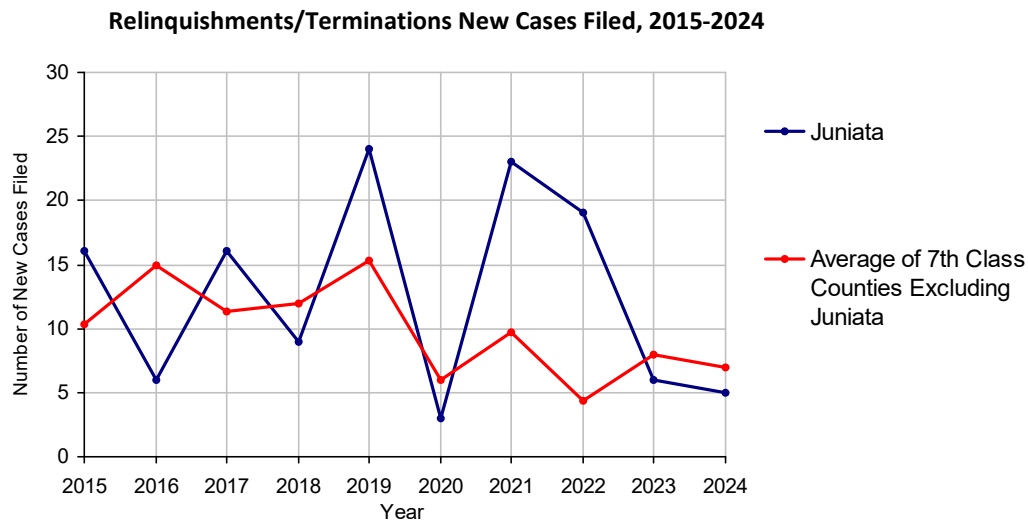
2024 Population estimate: 23,395

Class of County: 7th

No. of Common Pleas Court Judgeships: 2
(Juniata and Perry Combined)



2024 Relinquishments/Terminations	No. of Cases	
Cases Pending 1/1/2024	1	
New Cases Filed in 2024	5	
Cases Available for Processing	6	
Processed By:		
Contested before a Judge	0	
Uncontested	2	100.0%
Other	0	
Cases Processed	2	100.0%
Cases Pending 12/31/2024	4	

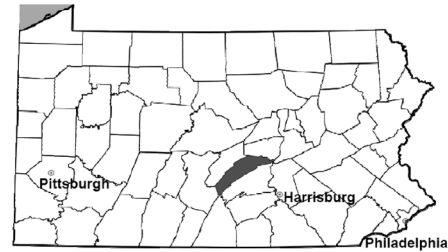


Juniata County

2024 Population estimate: 23,395

Class of County: 7th

No. of Common Pleas Court Judgeships: 2
(Juniata and Perry Combined)



2024 Appointment of Guardians

**No. of
Cases**

Cases Pending 1/1/2024

1

New Cases Filed in 2024

1

Cases Available for Processing

2

Processed By:

Contested before a Judge

0

Uncontested

2

100.0%

Other

0

Cases Processed

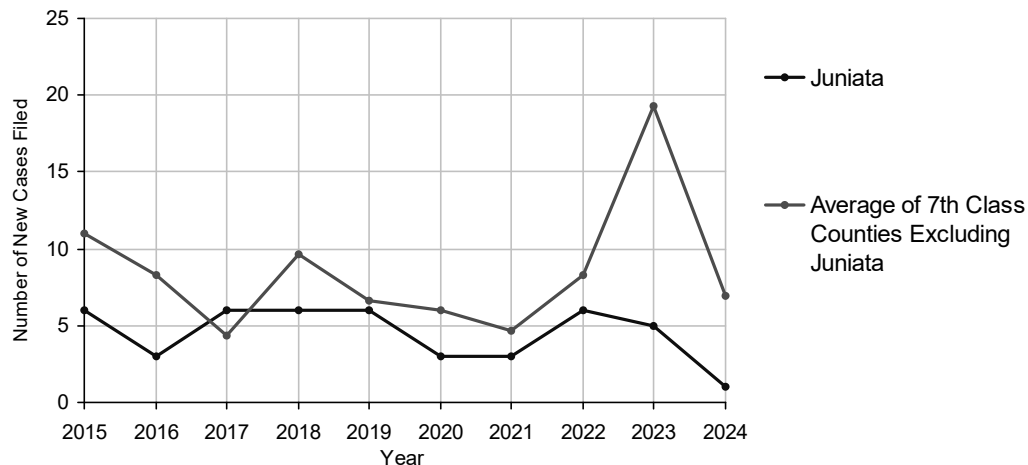
2

100.0%

Cases Pending 12/31/2024

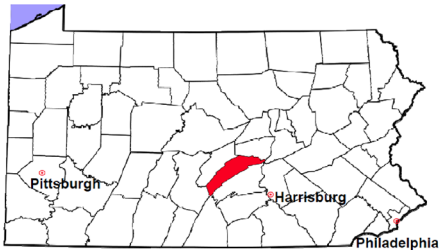
0

Appointment of Guardians New Cases Filed, 2015-2024



Juniata County

2024 Population estimate: 23,395
Class of County: 7th
No. of Common Pleas Court Judgeships: 2
(Juniata and Perry Combined)



2024 Jury Yield and Utilization

Jury Yield

Qualification Questionnaires/Summonses Mailed:	1,200	A		
Returned Undeliverable:	45	B	3.8%	Of Qualification Questionnaires/ Summonses Mailed
Not Responded to:	109	C	9.1%	
the Number of Prospective Jurors:				
Disqualified:	63	D	5.3%	
Exempted:	139	E	11.6%	
Excused:	100	F	8.3%	
Deferred to New Term:	0	G		
Deferred from Previous Term:	0	H		
Total Number of Qualified Jurors Available for Service:	744	I	62.0%	
I=A-B-C-D-E-F-G+H				

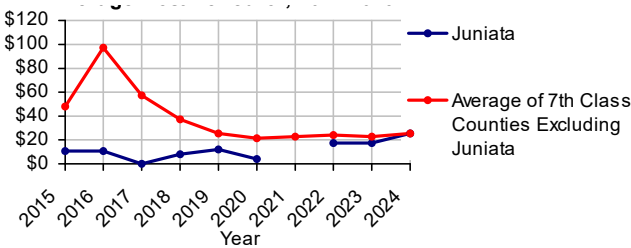
Jury Utilization

the Number of Jurors:				
Reporting for Service:	185		24.9%	Of Jurors Qualified and Available
Told Not to Report for Service:	896		120.4%	
Sent to Courtroom for Jury Selection (Voir Dire):	157		84.9%	Of Jurors Reporting for Service
Impaneled or Sworn (jurors/alternates):	42		22.7%	
Removed for Cause/Hardship:	1			
Removed by Peremptory Challenge:	48			
Number of Jury Trials Started:	2			
Pool Days:	4			
Zero Panel Days:	2		50.0%	(Of Pool Days)

Jury Costs

Total Annual Budget for Juror Operations:	\$30,108.00	J
Average Cost Per Juror:	\$25.09	K
K=J/A		

Average Cost Per Juror, 2015-2024



DEPARTMENT OF RESEARCH & STATISTICS

KIM NIEVES, PH.D.

DIRECTOR

ANDREW GINDER, MPA

ASSISTANT DIRECTOR

YAN LIU, M.S.

SENIOR STATISTICAL ANALYST

SASANKA ADIKARI, PH.D

DATA SCIENTIST

AMANDA PEREIRA

RESEARCH ASSISTANT