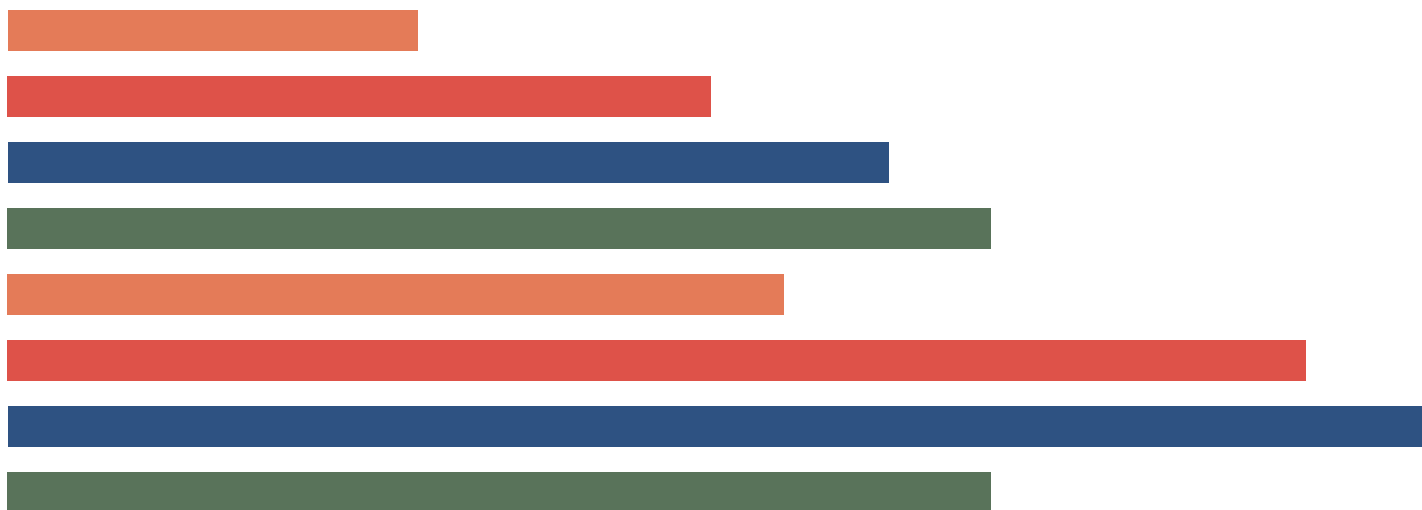
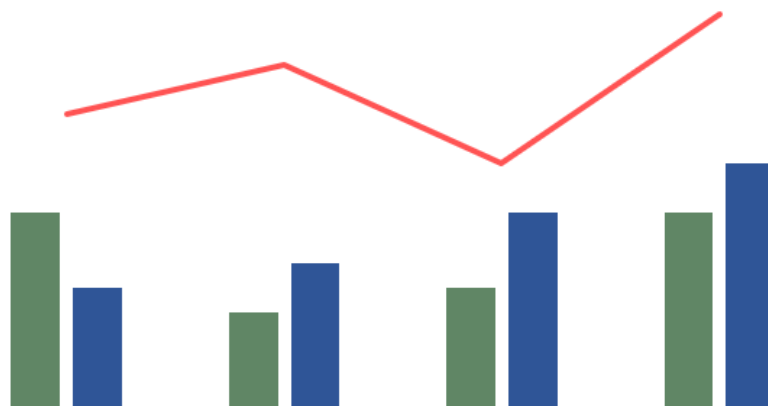
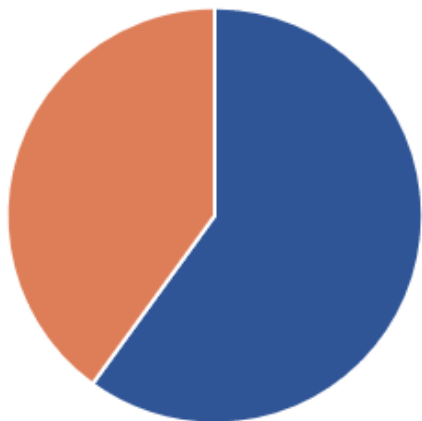


# 2024

Court of Common Pleas  
Caseload Statistics for

# Bradford County






We are pleased to provide you with a copy of the 2024 County Caseload Display pages. They can also be viewed on the AOPC webpage at [www.pacourts.us](http://www.pacourts.us) in the *News & Statistics* section under *Research & Statistics*.

Should you have any questions or comments, please do not hesitate to contact me at 717.231.3300.

Sincerely,

A handwritten signature in black ink, appearing to read 'Sasanka', is written over a horizontal line. There are some small marks below the line.

Sasanka Adikari, Ph.D.  
Data Scientist  
Department of Research and Statistics



# Table of Contents

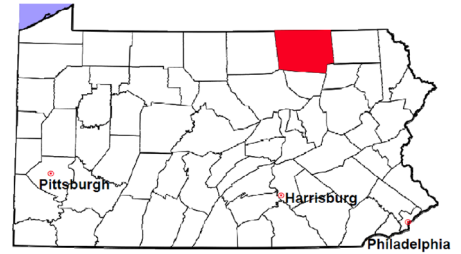
CPCMS Criminal .....	Page 1
CPCMS Criminal - New Cases by Case Type.....	Page 2
Civil.....	Page 3
Civil - Docketed Cases Listed by Case Type.....	Page 4
Protection From Abuse .....	Page 5
Spousal & Child Support and Paternity .....	Page 6
Custody/Partial Custody/Visitation.....	Page 7
Divorce .....	Page 8
Juvenile Dependency - Active Dependent Inventory .....	Page 9
Juvenile Dependency - Adjudicated Dependent Inventory .....	Page 10
Juvenile Delinquency - Cases Pending Disposition.....	Page 11
Juvenile Delinquency - New Cases by Case Type .....	Page 12
Juvenile Delinquency - Formal Dispositions .....	Page 13
Juvenile Delinquency - Informal Dispositions .....	Page 14
Accounts.....	Page 15
Adoptions.....	Page 16
Relinquishments/Terminations .....	Page 17
Appointment of Guardians .....	Page 18
Jury Yield and Utilization .....	Page 19
Treatment Courts.....	Pages 20-21

# Bradford County

2024 Population estimate: 59,699

Class of County: 6th

No. of Common Pleas Court Judgeships: 2



## 2024 Criminal No. of Cases

Cases Pending 1/1/2024	226
New Cases Filed in 2024	542
Reopened Cases	46
<b>Cases Available for Processing</b>	<b>814</b>

### Processed by:

Withdrawn/Dismissed	35	5.5%
Diversionsary Disposition*	74	11.6%
Guilty Plea	495	77.8%
Non-Jury Trial	2	0.3%
Jury Trial	12	1.9%
Inactive	9	1.4%
Other	9	1.4%
<b>Total Cases Processed</b>	<b>636</b>	<b>100.0%</b>

**Cases Pending 12/31/2024** **178**

Cases Awaiting Sentencing 87

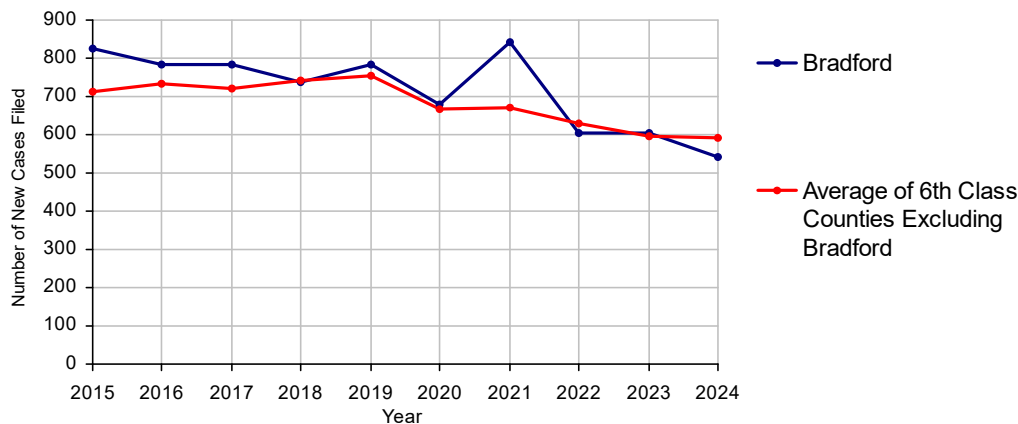
Data provided by Common Pleas Case Management System

\* Includes other diversionary programs such as Veterans Court.

### Age of Pending Cases as of 12/31/2024

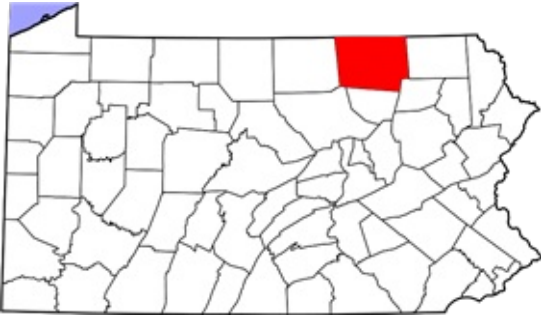
0-60 Days	91	51.1%
61-120 Days	44	24.7%
121-180 Days	22	12.4%
181-240 Days	10	5.6%
241-300 Days	6	3.4%
301-360 Days	0	
Over 360 Days	5	2.8%
<b>Total</b>	<b>178</b>	<b>100.0%</b>

**Criminal New Cases, 2015-2024**



Bradford County

2024 Population: 59,699  
Class of County: 6th  
No. of Common Pleas Judgeships: 2

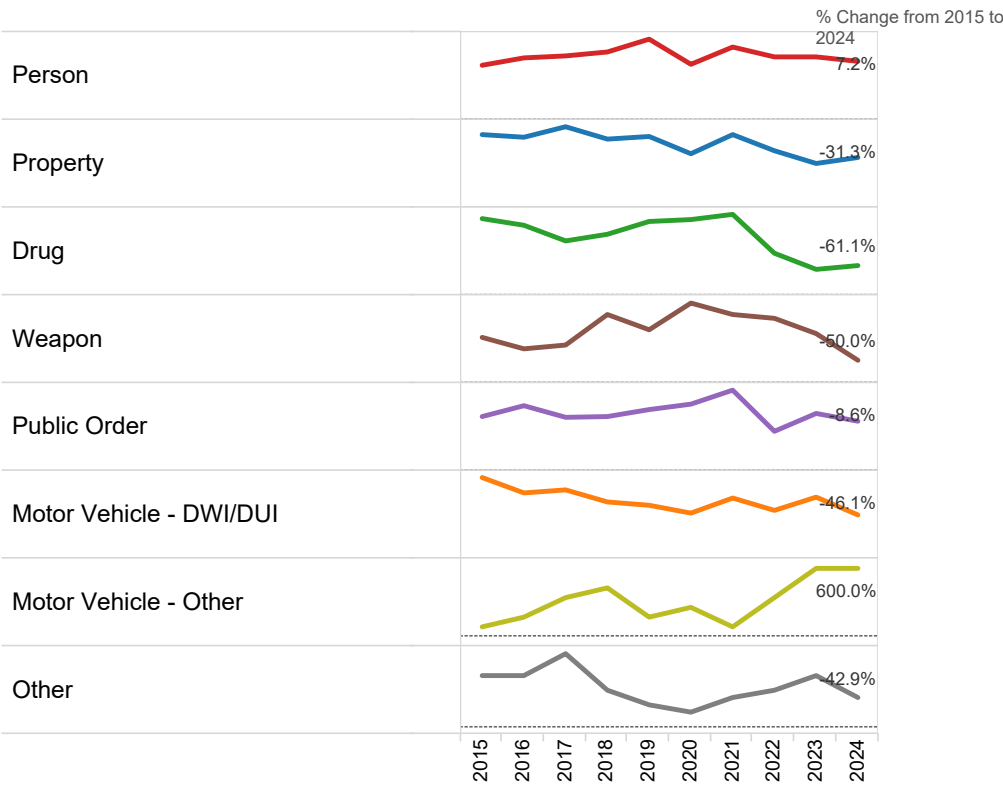


2024 Criminal - New Cases by Offense Type

Case Type	Felony	Misdemeanor	Summary	Total	
Person	75	44	0	119	22.0%
Property	97	37	0	134	24.7%
Drug	33	30	0	63	11.6%
Weapon	5	1	0	6	1.1%
Public Order	26	38	0	64	11.8%
Motor Vehicle - DWI/DUI	7	138	0	145	26.8%
Motor Vehicle - Other	2	5	0	7	1.3%
Other	4	0	0	4	0.7%
Total	249	293	0	542	100.0%
	45.9%	54.1%	0.0%	100.0%	

Data provided by Common Pleas Case Management System

Criminal New Cases by Offense Type, 2015-2024

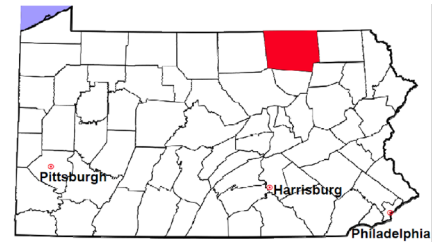


# Bradford County

2024 Population estimate: 59,699

Class of County: 6th

No. of Common Pleas Court Judgeships: 2

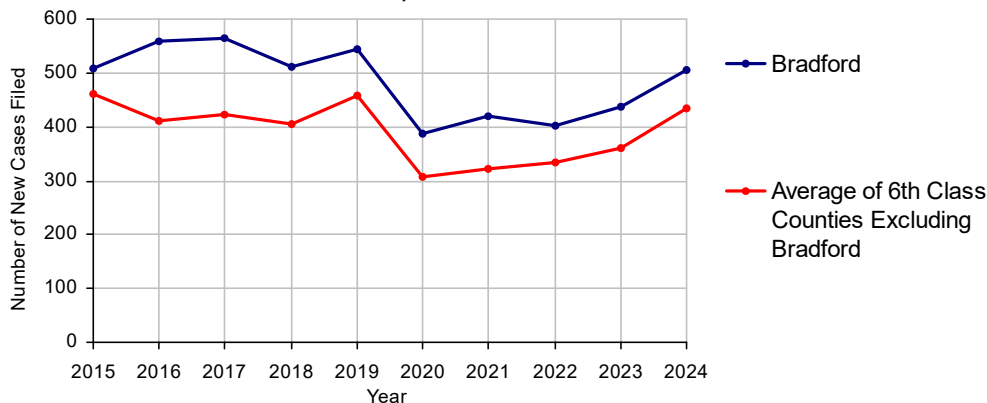


2024 Civil	Civil Action	Other	Total
Cases Pending 1/1/2024	304	1,064	1,368
Docketed Cases	281	225	506
Arbitration Appeals	1	0	1
Transferred In	0	0	0
Returned to Active	0	1	1
<b>Cases Available for Processing</b>	<b>586</b>	<b>1,290</b>	<b>1,876</b>
Processed By:			
Default Judgments	108	46	154
<b>Cases Decided by Arbitration Board</b>	<b>3</b>	<b>2</b>	<b>5</b>
Dispositive Motions	13	392	405
<b>Settlements</b>	<b>128</b>	<b>179</b>	<b>307</b>
Moved to Inactive Status	0	1	1
<b>Transferred/Withdrawn</b>	<b>12</b>	<b>66</b>	<b>78</b>
Dismissed/Discontinued	0	0	0
<b>Administrative Purge</b>	<b>51</b>	<b>297</b>	<b>348</b>
Other	9	17	26
<b>Jury Trial</b>	<b>0</b>	<b>0</b>	<b>0</b>
Non-Jury Trial	1	5	6
<b>Total Cases Processed</b>	<b>325</b>	<b>1,005</b>	<b>1,330</b>
<b>Cases Pending 12/31/2024</b>	<b>261</b>	<b>285</b>	<b>546</b>

## Age of Pending Cases as of 12/31/2024 (Civil Action Only)

0-6 months	114	43.7%
<b>7-12 months</b>	<b>39</b>	<b>14.9%</b>
13-18 months	32	12.3%
<b>19-24 months</b>	<b>18</b>	<b>6.9%</b>
25-30 months	19	7.3%
<b>31-36 months</b>	<b>8</b>	<b>3.1%</b>
37-42 months	6	2.3%
<b>43-48 months</b>	<b>7</b>	<b>2.7%</b>
49-54 months	2	0.8%
<b>55-60 months</b>	<b>5</b>	<b>1.9%</b>
61-66 months	2	0.8%
<b>67-72 months</b>	<b>2</b>	<b>0.8%</b>
Over 72 months	7	2.7%
<b>Total</b>	<b>261</b>	<b>100.0%</b>

Docketed Cases, 2015-2024

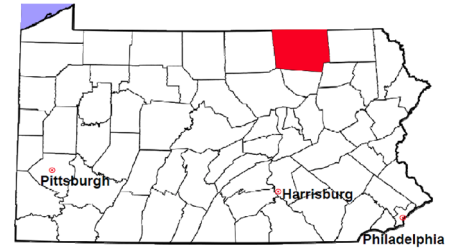


# Bradford County

2024 Population estimate: 59,699

Class of County: 6th

No. of Common Pleas Court Judgeships: 2



## 2024 Civil - Docketed Cases Listed by Case Type

### TORT 30 5.9%

*(does not include mass tort)*

Intentional	2
Malicious Prosecution	1
Motor Vehicle	8
Nuisance	0
Premise Liability	7
Product Liability	0
Slander/Libel/Defamation	1
Other	11

### MASS TORT 0

Asbestos	0
Tobacco	0
Toxic Tort - DES	0
Toxic Tort - Implant	0
Toxic Waste	0
Other	0

### PROFESSIONAL LIABILITY 5 1.0%

Dental	0
Legal	0
Medical Malpractice	4
Other	1

### CONTRACT 245 48.4%

*(does not include judgments)*

Buyer Plaintiff	1
Debt Collection: Credit Card	124
Debt Collection: Other	114
Employment Dispute: Discrimination	0
Employment Dispute: Other	0
Other	6

### Of the Docketed Cases:

Pro Se Filings: 46 9.1%      Class Action Suits: 0      MDJ Appeals: 30 5.9%

\*Civil Other

### REAL PROPERTY 79 15.6%

Ejectment*	7
Eminent Domain/Condemnation*	1
Ground Rent	0
Landlord/Tenant Dispute	1
Mortgage Foreclosure:	
Residential*	59
Commercial*	4
Partition of Real Property*	2
Quiet Title*	3
Other*	2

### CIVIL APPEALS 46 9.1%

*- Administrative Agencies*

Board of Assessment*	1
Board of Elections*	0
Dept. of Transportation*	10
Zoning Board*	0
Statutory Appeal - Other*	0
Other*	35

### MISCELLANEOUS 101 20.0%

Common Law/	
Statutory Arbitration*	0
Declaratory Judgment*	2
Mandamus*	0
Non-Domestic Relations	
Restraining Order*	9
Quo Warranto*	0
Replevin*	15
Other*	75

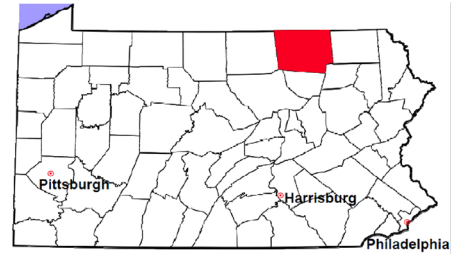
**TOTAL DOCKETED CASES: 506 100.0%**

# Bradford County

2024 Population estimate: 59,699

Class of County: 6th

No. of Common Pleas Court Judgeships: 2



## 2024 Protection From Abuse

**No. of  
Petitions**

Cases Pending 1/1/2024

21

New Cases Filed in 2024

295

*Of these, Petitions Requesting Temporary Orders: 295 (100.0%)*

*Temporary Orders DENIED: 72 (24.4%), Temporary Orders GRANTED: 223 (75.6%)*

### Cases Available for Processing

**316**

Processed By:

Temporary Order DENIED After Ex Parte Hearing and No Evidentiary Hearing Scheduled	61	21.3%
Temporary Order DISMISSED After Evidentiary Hearing and No Final Order Entered	50	17.4%
Final Order DENIED After Evidentiary Hearing Before a Judge or a Judicial Officer	6	2.1%
Final Order GRANTED After Evidentiary Hearing Before a Judge or a Judicial Officer	59	20.6%
Plaintiff Did Not Appear For Evidentiary Hearing	39	13.6%
Final Order by STIPULATION OR AGREEMENT Between the Parties	28	9.8%
Petition WITHDRAWN by Plaintiff	43	15.0%
TRANSFERRED to Another Jurisdiction	1	0.3%
Other	0	

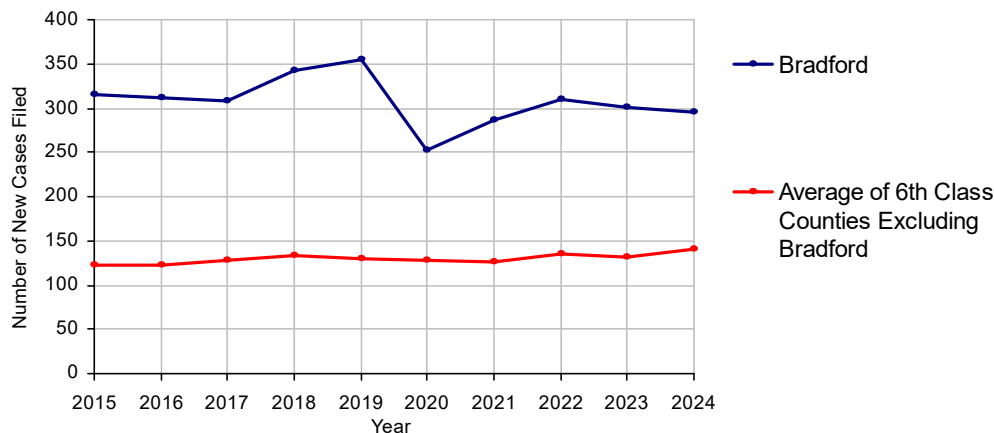
### Cases Processed

**287 100.0%**

### Cases Pending 12/31/2024

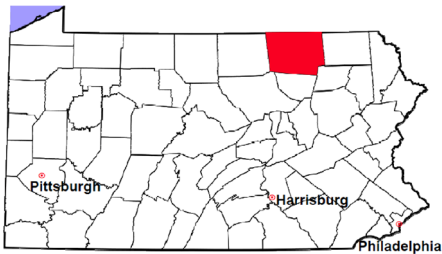
**29**

PFA New Cases Filed, 2015-2024



# Bradford County

2024 Population estimate: 59,699  
Class of County: 6th  
No. of Common Pleas Court Judgeships: 2



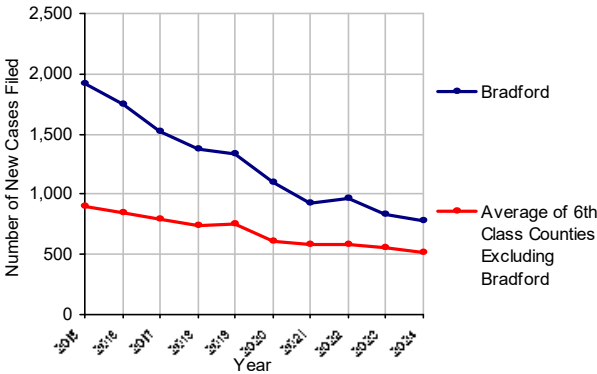
2024 Spousal & Child Support	No. of Petitions	
Cases Pending 1/1/2024	129	
New Cases Filed in 2024	787	
Dockets Transferred In (+)	4	
Dockets Transferred Out (-)	6	
Cases Available for Processing	914	
Processed By:		
Judge	82	10.5%
Intake Officer	501	64.2%
Hearing Officer	197	25.3%
Other	0	
Cases Processed	780	100.0%
Cases Pending 12/31/2024	134	

Data provided by PACSES

2024 Paternity	No. of Cases	
Acknowledgements Filed:		
Non-Domestic Relations Section	41	82.0%
During Conference	5	10.0%
Non-Stipulated (post genetic test)	2	4.0%
Pre-Trial Conference	2	4.0%
Total	50	100.0%
Established:		
Stipulated by Genetic Tests	7	20.0%
Default - Father Failed to Appear	0	
Adjudication by Court Proceeding	0	
Out of State	28	80.0%
Total	35	100.0%
Cases Pending 12/31/2024	12	

Data provided by PACSES

Spousal & Child Support New Cases Filed, 2015-2024



## DEFINITIONS:

### ACKNOWLEDGEMENTS FILED:

NON-DOMESTIC RELATIONS SECTION: The voluntary Acknowledgement of Paternity by the alleged father.  
DURING CONFERENCE: The alleged father signed the Acknowledgement of Paternity-Waiver of Trial (PE-010) at the initial child support conference.  
NON-STIPULATED (POST GENETIC TEST): The alleged father signed the Acknowledgement of Paternity-Waiver of Trial after genetic tests were conducted and resulted in the alleged father being determined to be the biological father.  
PRE-TRIAL CONFERENCE: The alleged father signed the Acknowledgement of Paternity-Waiver of Trial at the pre-trial conference.

### ESTABLISHED:

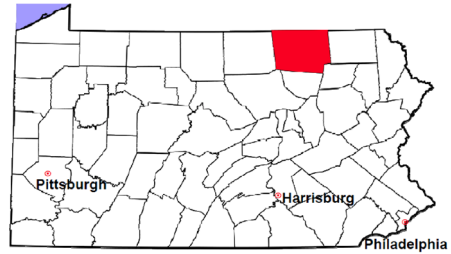
STIPULATED BY GENETIC TESTS: The alleged father requested genetic tests and signed a stipulation that if the test results had a 99% or higher probability of paternity then the alleged father would be stipulated as the biological father of the child.  
DEFAULT - FATHER FAILED TO APPEAR: The alleged father failed to appear after being served for either a support conference, hearing, or genetic test and a default paternity order was entered by the court.  
ADJUDICATION BY COURT PROCEEDING: The alleged father was determined to be the biological father of the child through a court proceeding.  
OUT OF STATE: Paternity was established in another state, "Out of state only".

# Bradford County

2024 Population Estimate: 59,699

Class of County: 6th

No. of Common Pleas Court Judgeships: 2



## 2024 Custody/Partial Custody/Visitation

No. of  
Petitions

Cases Pending 1/1/2024

260

New Cases Filed in 2024

246

**Cases Available for Processing**

**506**

Processed By:

Judge

41

18.1%

Non-Judicial Officer

68

30.0%

Administrative Review/Purge

0

Other

118

52.0%

**Cases Processed**

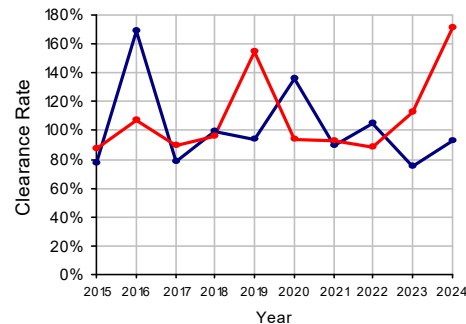
**227**

**100.0%**

**Cases Pending 12/31/2024**

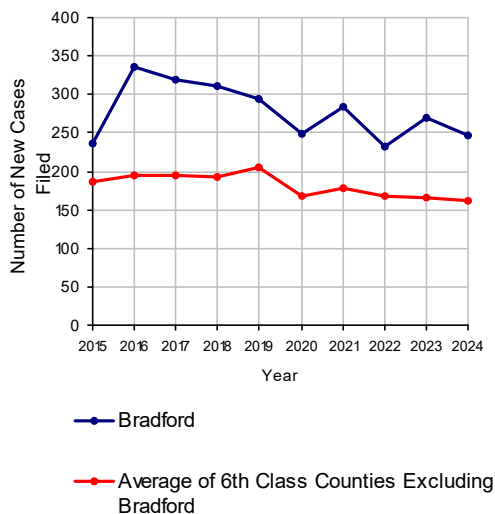
**279**

Clearance Rate, 2015-2024

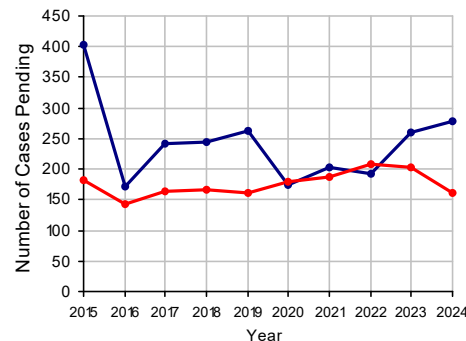


Note: Clearance Rate = Cases Processed / New Cases Filed

Custody/Partial Custody/Visitation New Cases Filed, 2015-2024



Cases Pending at the End of Year, 2015-2024

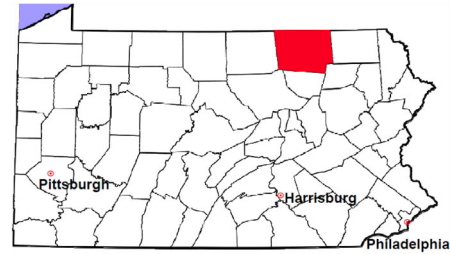


# Bradford County

2024 Population estimate: 59,699

Class of County: 6th

No. of Common Pleas Court Judgeships: 2



## 2024 Divorce

### No. of Petitions

Cases Pending 1/1/2024

438

New Cases Filed in 2024

149

**Cases Available for Processing**

**587**

Processed By:

Contested Before a Judge

0

Contested Before a Non-Judicial Officer

0

Uncontested

160

96.4%

Administrative Review/Purge

0

Other

6

3.6%

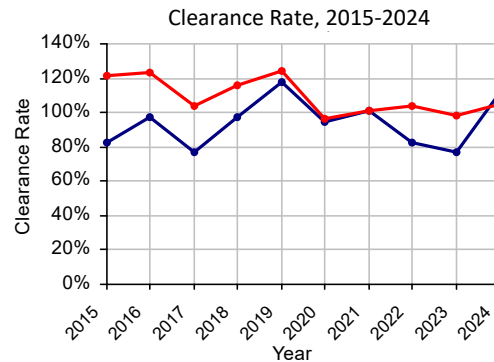
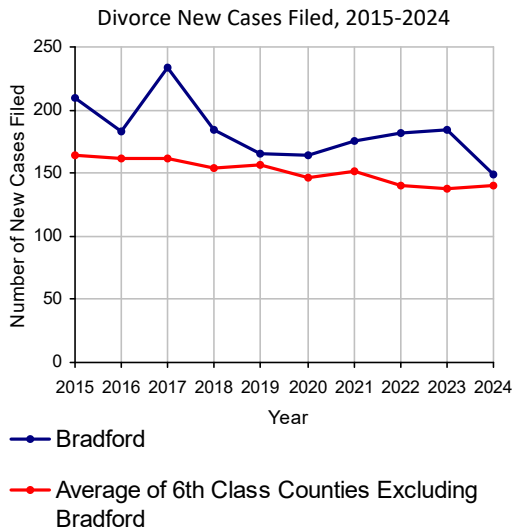
**Cases Processed**

**166**

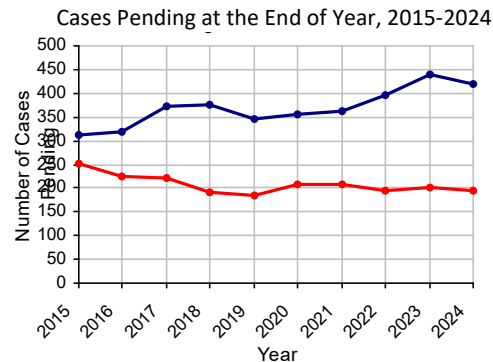
**100.0%**

**Cases Pending 12/31/2024**

**421**



Note: Clearance Rate = Cases Processed / New Cases Filed

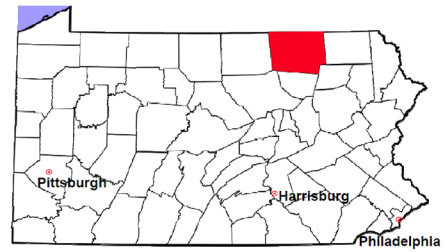


# Bradford County

2024 Population estimate: 59,699

Class of County: 6th

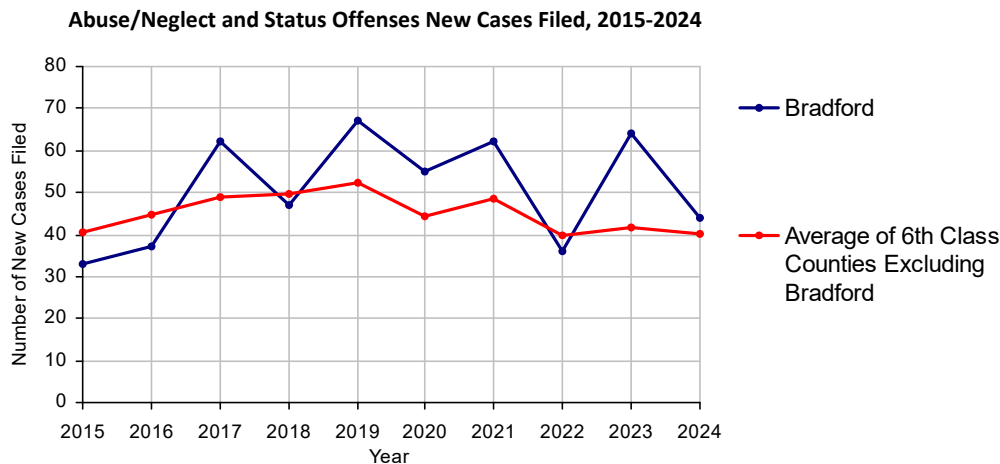
No. of Common Pleas Court Judgeships: 2



## 2024 Juvenile Dependency - Petitions Pending Adjudication

	Abuse/ Neglect	Status Offenses	Total
Cases Pending 1/1/2024	5	0	5
New Petitions Filed in 2024	44	0	44
Other	8	0	8
<b>Total Petitions Available for Processing</b>	<b>57</b>	<b>0</b>	<b>57</b>
Processed by:			
Adjudicated Dependent			
Judge	5	0	5
Juvenile Court Hearing Officer	23	0	23
Adjudicated NOT Dependent			
Judge	0	0	0
Juvenile Court Hearing Officer	4	0	4
Withdrawn/Transferred	9	0	9
Dismissed/Other	2	0	2
<b>Total Petitions Processed</b>	<b>43</b>	<b>0</b>	<b>43</b>
<b>Cases Pending 12/31/2024</b>	<b>14</b>	<b>0</b>	<b>14</b>

Data provided by Common Pleas Case Management System

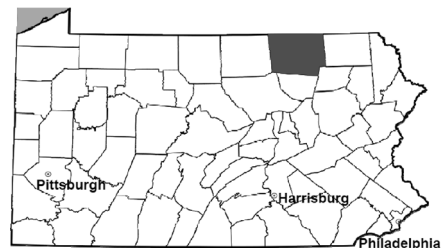


# Bradford County

2024 Population estimate: 59,699

Class of County: 6th

No. of Common Pleas Court Judgeships: 2



## 2024 Juvenile Dependency - Adjudicated Dependent Inventory

	Abuse/ Neglect	Status Offenses	Total
Cases Pending 1/1/2024	68	3	71
New Adjudicated Dependent Cases	28	0	28
Other	0	0	0
<b>Total Adjudicated Dependent Cases</b>	<b>96</b>	<b>3</b>	<b>99</b>

### Court Supervision Terminated:

Family Reunification	6	21.4%	0	6	20.0%
Adoption	7	25.0%	0	7	23.3%
Placement with a Relative/Guardian	7	25.0%	0	7	23.3%
Aged Out	5	17.9%	1 50.0%	6	20.0%
Other Permanency Outcomes*	1	3.6%	1 50.0%	2	6.7%
Other**	2	7.1%	0	2	6.7%
<b>Total Adjudicated Dependent Cases Terminated</b>	<b>28</b>	<b>100.0%</b>	<b>2 100.0%</b>	<b>30</b>	<b>100.0%</b>
<b>Cases Pending 12/31/2024</b>	<b>68</b>		<b>1</b>	<b>69</b>	

Data provided by Common Pleas Case Management System

\* Other Permanency Outcomes include: adjudicated delinquent, death due to natural causes, emancipation, permanent living arrangement, and parent has come forward.

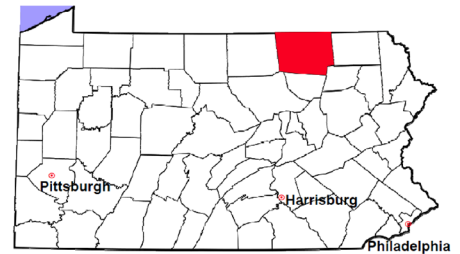
\*\* Other includes cases where court supervision is terminated due to transfer out of jurisdiction, withdrawal and administrative closure.

# Bradford County

2024 Population estimate: 59,699

Class of County: 6th

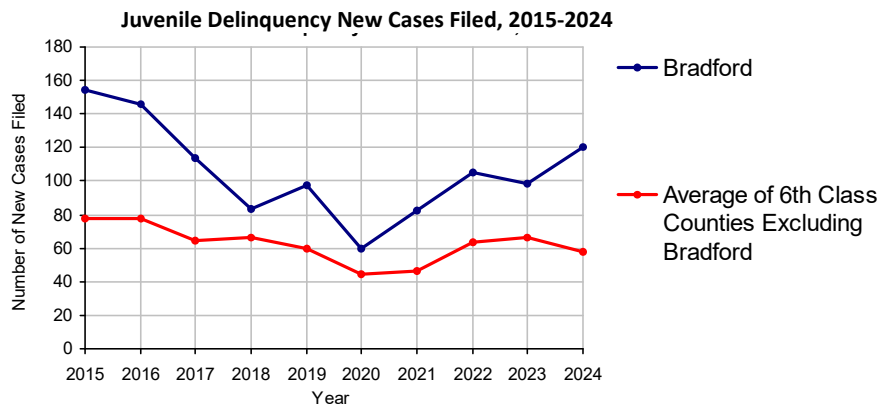
No. of Common Pleas Court Judgeships: 2



## 2024 Juvenile Delinquency - Cases Pending Disposition

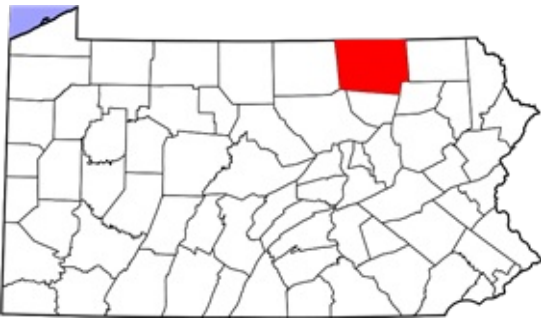
<b>Begin Pending</b>	<b>60</b>
<b>New Cases</b>	<b>120</b>
Consent Decree Revoked	0
Informal Adjustment Program Revoked	0
Alternative Program Revoked	0
Warrant Returned	0
Other	17
<b>Total Cases Available for Disposition</b>	<b>197</b>
<b>Warrant Issued</b>	<b>0</b>
<b>Disposed by:</b>	
Adjudicated Delinquent by a Judge	9
Adjudicated Delinquent by a Juvenile Court Hearing Officer	7
Consent Decree Entered	41
Informal Adjustment Program Entered	41
Warned and Counseled (Pre-Petition)	0
Dismissed/Withdrawn/Transferred	28
Transferred to Criminal Court	0
Other	4
<b>Total Cases Disposed</b>	<b>130</b>
<b>End Pending</b>	<b>67</b>

Data provided by Common Pleas Case Management System



# Bradford County

2024 Population: 59,699  
Class of County: 6th  
No. of Common Pleas Judgeships: 2

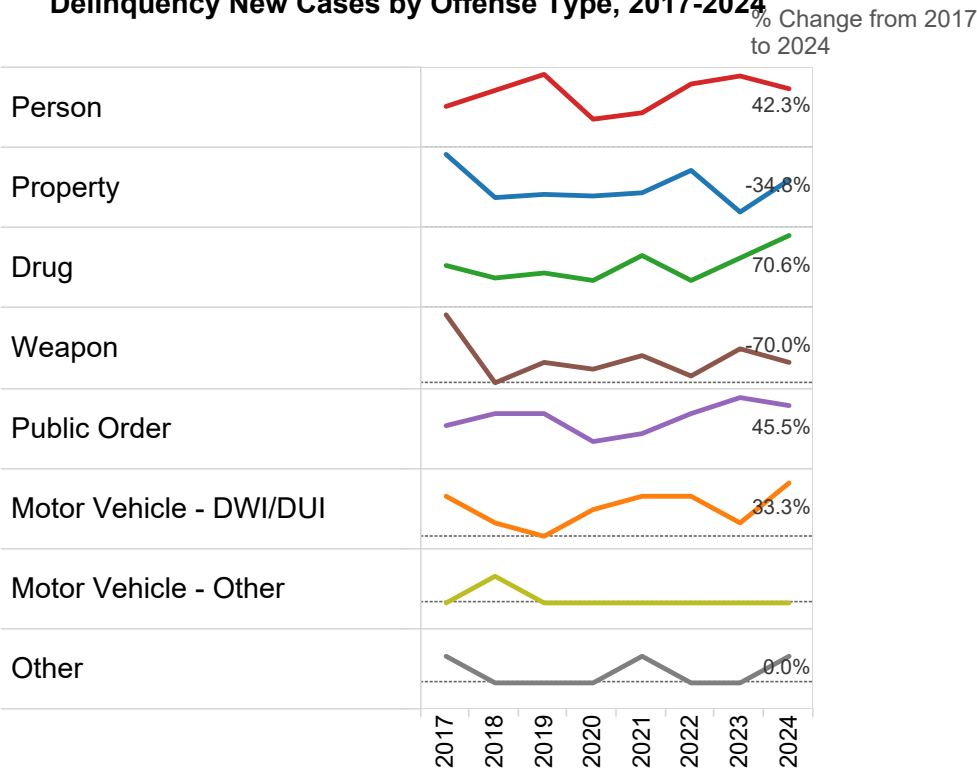


## 2024 Delinquency - New Cases by Offense Type

Case Type	Felony	Misdemeanor	Summary	Total	
Person	6	31	0	37	30.8%
Property	10	19	1	30	25.0%
Drug	3	26	0	29	24.2%
Weapon	0	3	0	3	2.5%
Public Order	1	15	0	16	13.3%
Motor Vehicle - DWI/DUI	0	4	0	4	3.3%
Motor Vehicle - Other	0	0	0	0	0.0%
Other	0	0	1	1	0.8%
Total	20	98	2	120	100.0%
	16.7%	81.7%	1.7%	100.0%	

Data provided by Common Pleas Case Management System

## Delinquency New Cases by Offense Type, 2017-2024

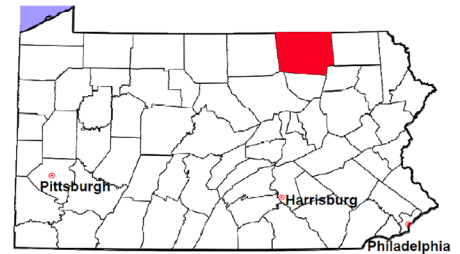


# Bradford County

2024 Population estimate: 59,699

Class of County: 6th

No. of Common Pleas Court Judgeships: 2



---

## 2024 Juvenile Delinquency - Formal Dispositions

---

<b>Begin Pending</b>	<b>31</b>
Adjudicated Delinquent by a Judge	9
Adjudicated Delinquent by a Juvenile Court Hearing Officer	7
Warrant Returned	0
Other	1
<b>Total Adjudicated Delinquent Cases</b>	<b>48</b>
<b>Warrant Issued</b>	<b>0</b>
<b>Court Supervision Terminated:</b>	
Conditions Satisfied	13
Compelling Reasons	1
Reached Age 21	0
Transferred to Another Juvenile Court	0
Other	7
<b>Total Adjudicated Delinquent Cases Terminated</b>	<b>21</b>
<b>End Pending</b>	<b>27</b>

---

(R) - Revised

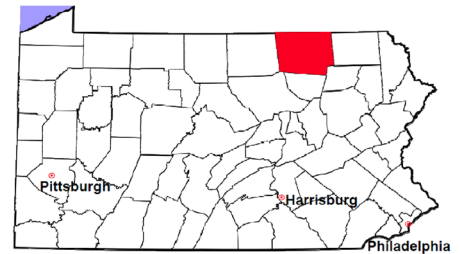
Data provided by Common Pleas Case Management System

# Bradford County

2024 Population estimate: 59,699

Class of County: 6th

No. of Common Pleas Court Judgeships: 2



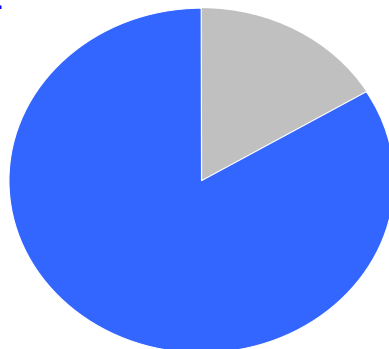
## 2024 Juvenile Delinquency - Informal Dispositions

<b>Pending Consent Decrees</b>	<b>33</b>
<b>Pending Informal Adjustments</b>	<b>29</b>
New Consent Decrees	41
New Informal Adjustments	41
Warrant Returned	0
Other	5
<b>Cases Informally Disposed</b>	<b>149</b>
<b>Warrant Issued</b>	<b>0</b>
<b>Terminated by:</b>	
Consent Decree Completed	41
Informal Adjustment Completed	47
Consent Decree Revoked	0
Informal Adjustment Program Revoked	0
Other	8
<b>Total Informally Disposed Cases Terminated</b>	<b>96</b>
<b>End Pending</b>	<b>53</b>

(R) - Revised

Data provided by Common Pleas Case Management System

Informal Dispositions: **84%**



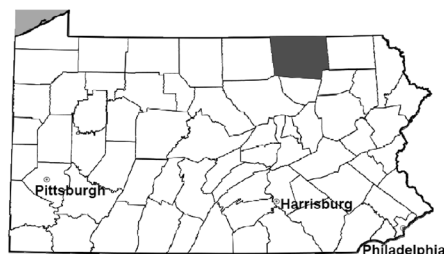
Delinquency Cases are disposed either formally, at a proceeding held before a judge or hearing officer, or informally without a proceeding. Informal dispositions include informal adjustments supervised by a juvenile probation officer; consent decrees agreed upon with the District Attorney after a petition is filed; or other pre-petition process by the juvenile probation department.

# Bradford County

2024 Population estimate: 59,699

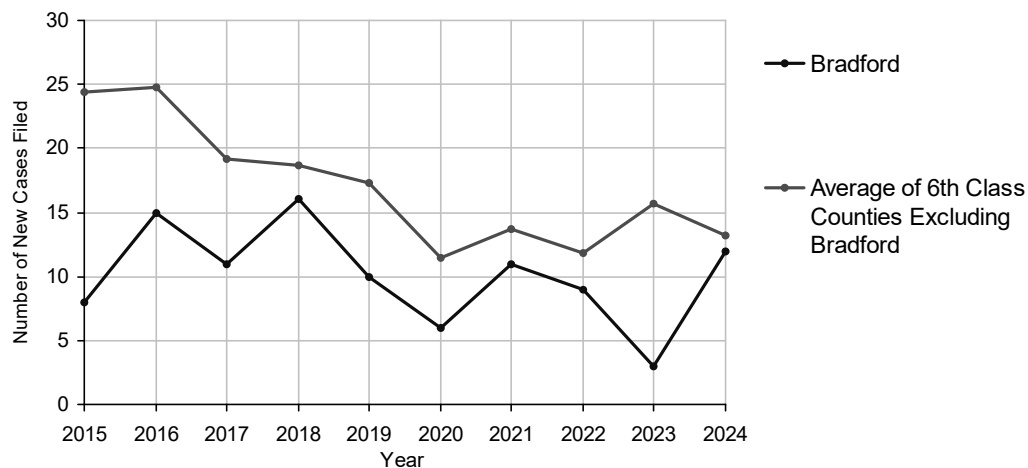
Class of County: 6th

No. of Common Pleas Court Judgeships: 2



2024 Accounts	No. of Cases	
Cases Pending 1/1/2024	3	
New Cases Filed in 2024	12	
<b>Cases Available for Processing</b>	<b>15</b>	
Processed By:		
Contested before a Judge	0	
Contested before a Non-Judicial Officer	0	
Uncontested	11	100.0%
Other	0	
<b>Cases Processed</b>	<b>11</b>	<b>100.0%</b>
<b>Cases Pending 12/31/2024</b>	<b>4</b>	

Accounts New Cases Filed, 2015-2024

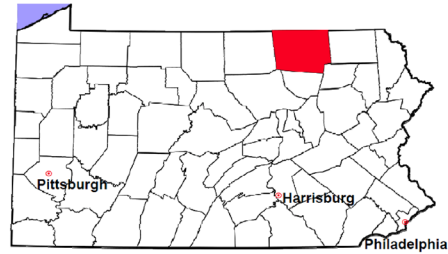


# Bradford County

2024 Population estimate: 59,699

Class of County: 6th

No. of Common Pleas Court Judgeships: 2



## 2024 Adoptions

**No. of  
Cases**

Cases Pending 1/1/2024

4

New Cases Filed in 2024

28

**Cases Available for Processing**

**32**

Processed By:

Contested before a Judge

Granted

1

4.3%

Denied

0

Uncontested

Granted

22

95.7%

Denied

0

Other

0

**Cases Processed**

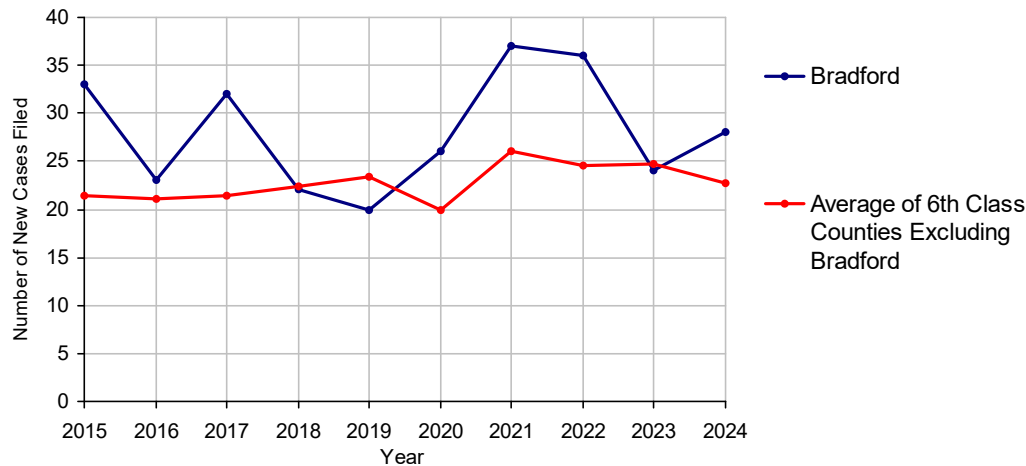
**23**

**100.0%**

**Cases Pending 12/31/2024**

**9**

Adoptions New Cases Filed, 2015-2024

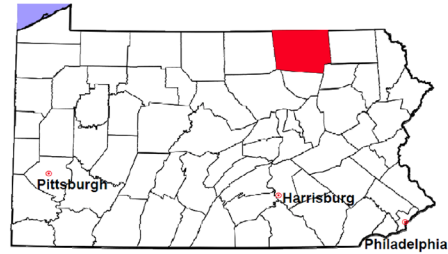


# Bradford County

2024 Population estimate: 59,699

Class of County: 6th

No. of Common Pleas Court Judgeships: 2



## 2024 Relinquishments/Terminations

No. of  
Cases

Cases Pending 1/1/2024

13

New Cases Filed in 2024

20

**Cases Available for Processing**

**33**

Processed By:

Contested before a Judge

1 3.4%

Uncontested

27 93.1%

Other

1 3.4%

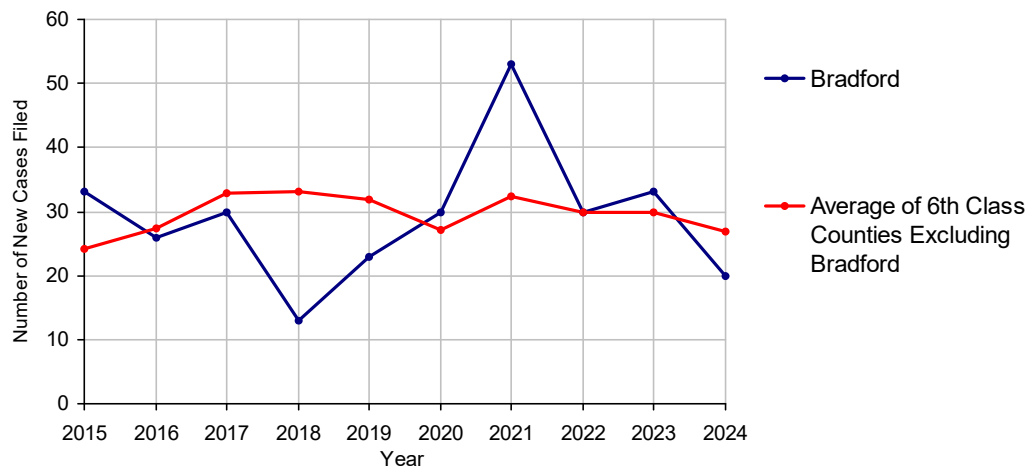
**Cases Processed**

**29 100.0%**

**Cases Pending 12/31/2024**

**4**

Relinquishments/Terminations New Cases Filed, 2015-2024

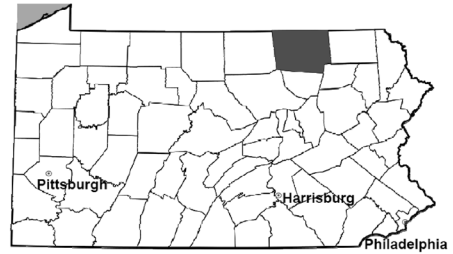


# Bradford County

2024 Population estimate: 59,699

Class of County: 6th

No. of Common Pleas Court Judgeships: 2



## 2024 Appointment of Guardians

**No. of  
Cases**

Cases Pending 1/1/2024

2

New Cases Filed in 2024

17

**Cases Available for Processing**

**19**

Processed By:

Contested before a Judge

0

Uncontested

13 100.0%

Other

0

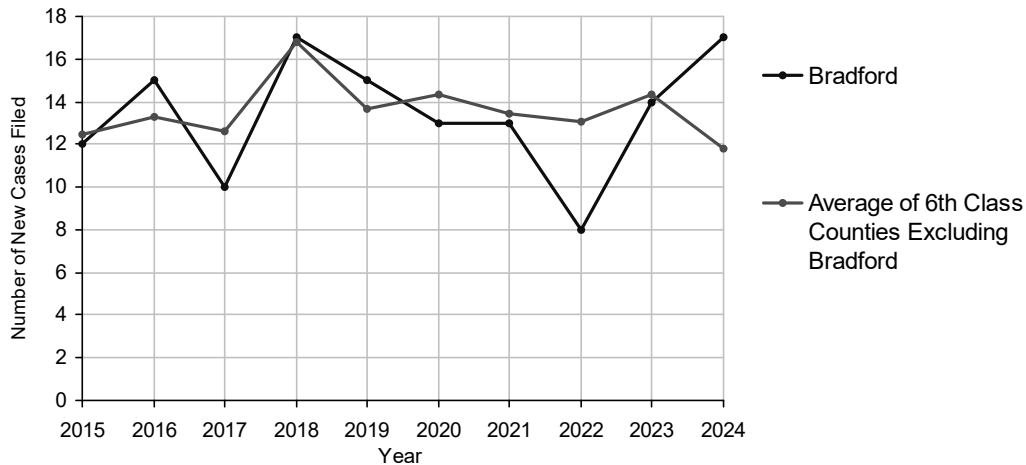
**Cases Processed**

**13 100.0%**

**Cases Pending 12/31/2024**

**6**

Appointment of Guardians New Cases Filed, 2015-2024

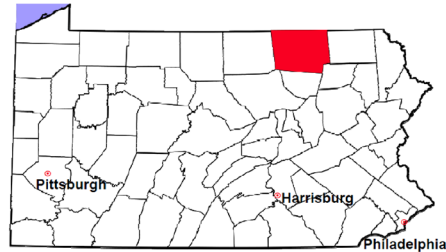


# Bradford County

2024 Population estimate: 59,699

Class of County: 6th

No. of Common Pleas Court Judgeships: 2



## 2024 Jury Yield and Utilization

### Jury Yield

Qualification Questionnaires/Summonses Mailed:	2,000	A		
Returned Undeliverable:	202	B	10.1%	Of Qualification Questionnaires/ Summonses Mailed
Not Responded to:	30	C	1.5%	
the Number of Prospective Jurors:				
Disqualified:	350	D	17.5%	
Exempted:	17	E	0.9%	
Excused:	266	F	13.3%	
Deferred to New Term:	280	G	14.0%	
Deferred from Previous Term:	431	H	21.6%	
Total Number of Qualified Jurors Available for Service:	1,286	I	64.3%	
$I=A-B-C-D-E-F-G+H$				

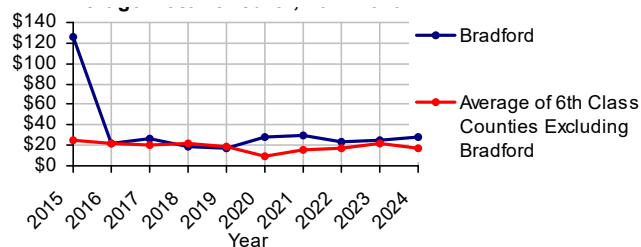
### Jury Utilization

the Number of Jurors:				
Reporting for Service:	485	37.7%	Of Jurors Qualified and Available	
Told Not to Report for Service:	201	15.6%		
Sent to Courtroom for Jury Selection (Voir Dire):	593	122.3%	Of Jurors Reporting for Service	
Impaneled or Sworn (jurors/alternates):	182	37.5%		
Removed for Cause/Hardship:	79			
Removed by Peremptory Challenge:	193			
Number of Jury Trials Started:	13			
Pool Days:	8			
Zero Panel Days:	0			(Of Pool Days)

### Jury Costs

Total Annual Budget for Juror Operations:	\$56,928.00	J
Average Cost Per Juror:	\$28.46	K
$K = J/A$		

Average Cost Per Juror, 2015-2024



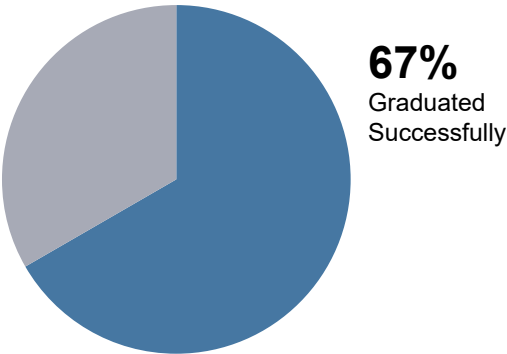
# Bradford County

## 2024 Treatment Courts

12 Discharges

12 Admissions

Of All Court Participants Discharged:



Adult Drug Court

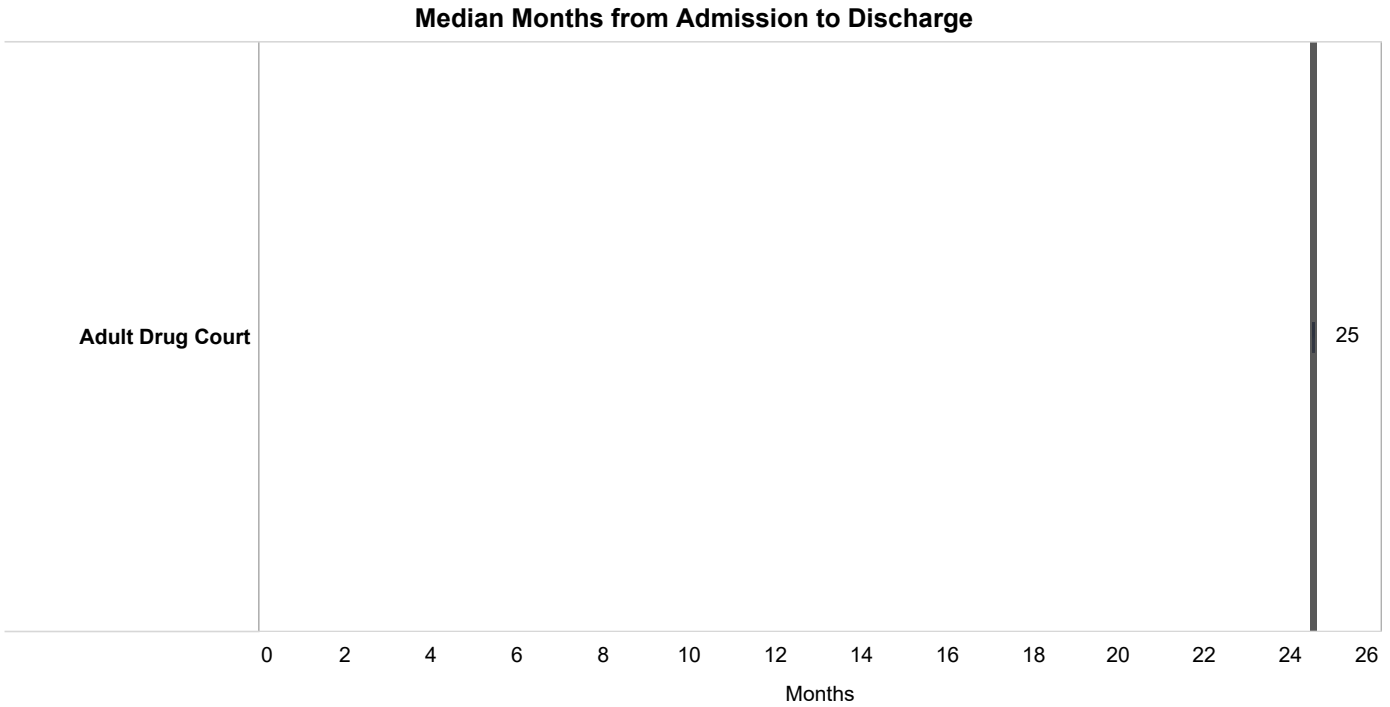
12

### Discharge Reason

	Successfully Completed	Unsuccessful /Non-Compliant	Voluntarily Withdrew	Unsuccessful /Absconded	Total Discharges
Adult Drug Court	8 (66.7%)	2 (16.7%)	1 (8.3%)	1 (8.3%)	12 (100.0%)

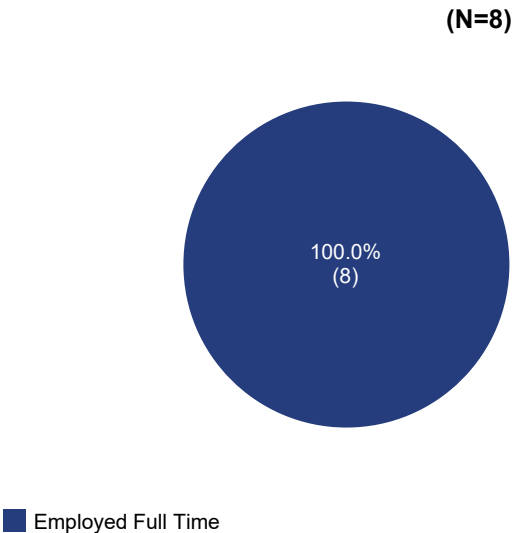

# Bradford County

## 2024 Treatment Courts



Among successful graduates, there was a 100% increase in employment.

100% of the employed successful graduates were employed full time:





DEPARTMENT OF RESEARCH & STATISTICS

KIM NIEVES, PH.D.

DIRECTOR

ANDREW GINDER, MPA

ASSISTANT DIRECTOR

YAN LIU, M.S.

SENIOR STATISTICAL ANALYST

SASANKA ADIKARI, PH.D

DATA SCIENTIST

AMANDA PEREIRA

RESEARCH ASSISTANT