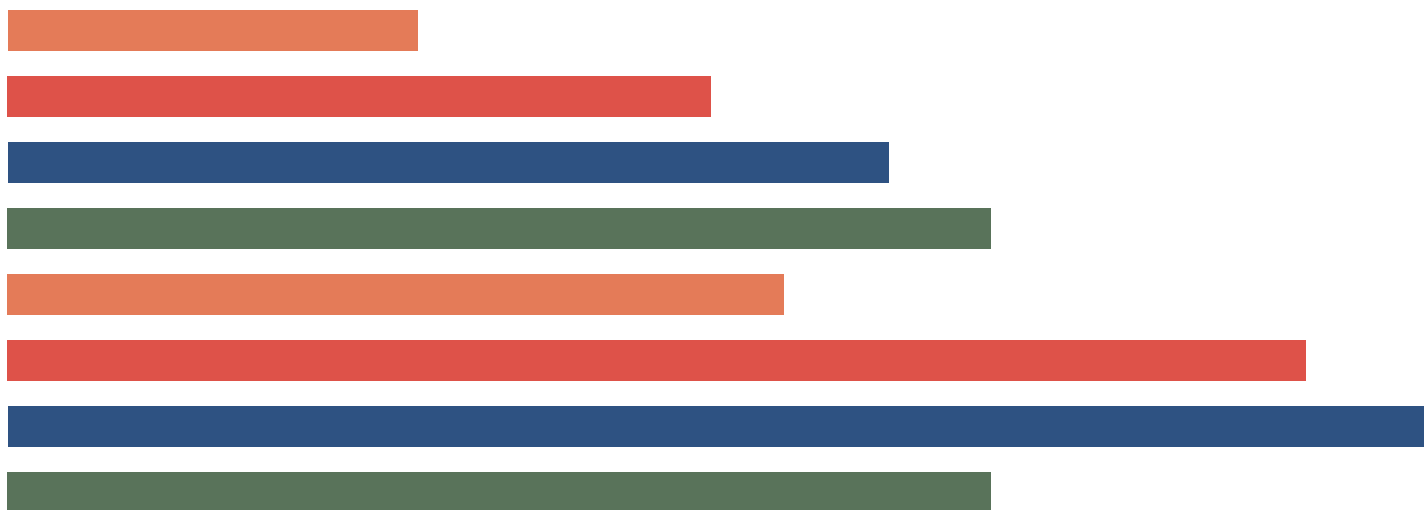


# 2024

Court of Common Pleas  
Caseload Statistics for

# Mercer County





We are pleased to provide you with a copy of the 2024 County Caseload Display pages. They can also be viewed on the AOPC webpage at [www.pacourts.us](http://www.pacourts.us) in the *News & Statistics* section under *Research & Statistics*.

Should you have any questions or comments, please do not hesitate to contact me at 717.231.3300.

Sincerely,

A handwritten signature in black ink, appearing to read 'Sasanka', is written over a horizontal line. There are some small marks below the line, possibly initials or a date.

Sasanka Adikari, Ph.D.  
Data Scientist  
Department of Research and Statistics



# Table of Contents

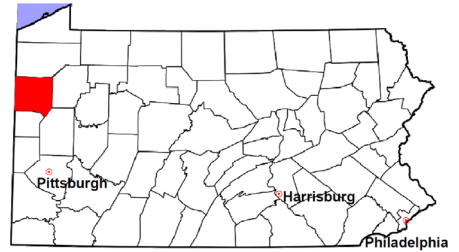
CPCMS Criminal .....	Page 1
CPCMS Criminal - New Cases by Case Type.....	Page 2
Civil.....	Page 3
Civil - Docketed Cases Listed by Case Type.....	Page 4
Protection From Abuse .....	Page 5
Spousal & Child Support and Paternity .....	Page 6
Custody/Partial Custody/Visitation.....	Page 7
Divorce .....	Page 8
Juvenile Dependency - Active Dependent Inventory .....	Page 9
Juvenile Dependency - Adjudicated Dependent Inventory .....	Page 10
Juvenile Delinquency - Cases Pending Disposition.....	Page 11
Juvenile Delinquency - New Cases by Case Type .....	Page 12
Juvenile Delinquency - Formal Dispositions .....	Page 13
Juvenile Delinquency - Informal Dispositions .....	Page 14
Accounts.....	Page 15
Adoptions.....	Page 16
Relinquishments/Terminations .....	Page 17
Appointment of Guardians .....	Page 18
Jury Yield and Utilization .....	Page 19
Treatment Courts.....	Pages 20-21

# Mercer County

2024 Population estimate: 108,140

Class of County: 5th

No. of Common Pleas Court Judgeships: 4



## 2024 Criminal No. of Cases

Cases Pending 1/1/2024	513
New Cases Filed in 2024	1,255
Reopened Cases	126
<b>Cases Available for Processing</b>	<b>1,894</b>

### Processed by:

Withdrawn/Dismissed	176	13.0%
Diversionsary Disposition*	113	8.3%
Guilty Plea	978	72.2%
Non-Jury Trial	6	0.4%
Jury Trial	11	0.8%
Inactive	58	4.3%
Other	13	1.0%
<b>Total Cases Processed</b>	<b>1,355</b>	<b>100.0%</b>

**Cases Pending 12/31/2024** **539**

Cases Awaiting Sentencing 81

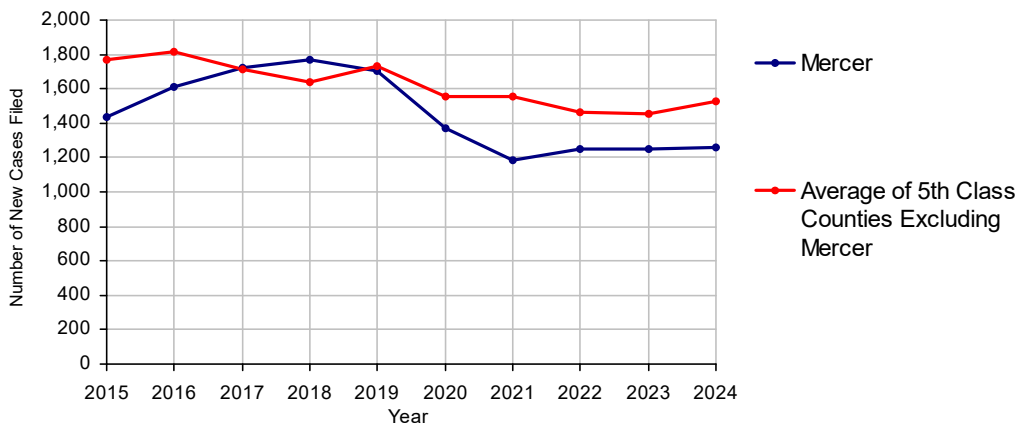
Data provided by Common Pleas Case Management System

\* Includes other diversionary programs such as Veterans Court.

### Age of Pending Cases as of 12/31/2024

0-60 Days	204	37.8%
61-120 Days	188	34.9%
121-180 Days	79	14.7%
181-240 Days	22	4.1%
241-300 Days	15	2.8%
301-360 Days	8	1.5%
Over 360 Days	23	4.3%
<b>Total</b>	<b>539</b>	<b>100.0%</b>

**Criminal New Cases, 2015-2024**



Mercer County

2024 Population: 108,140  
Class of County: 5th  
No. of Common Pleas Judgeships: 4

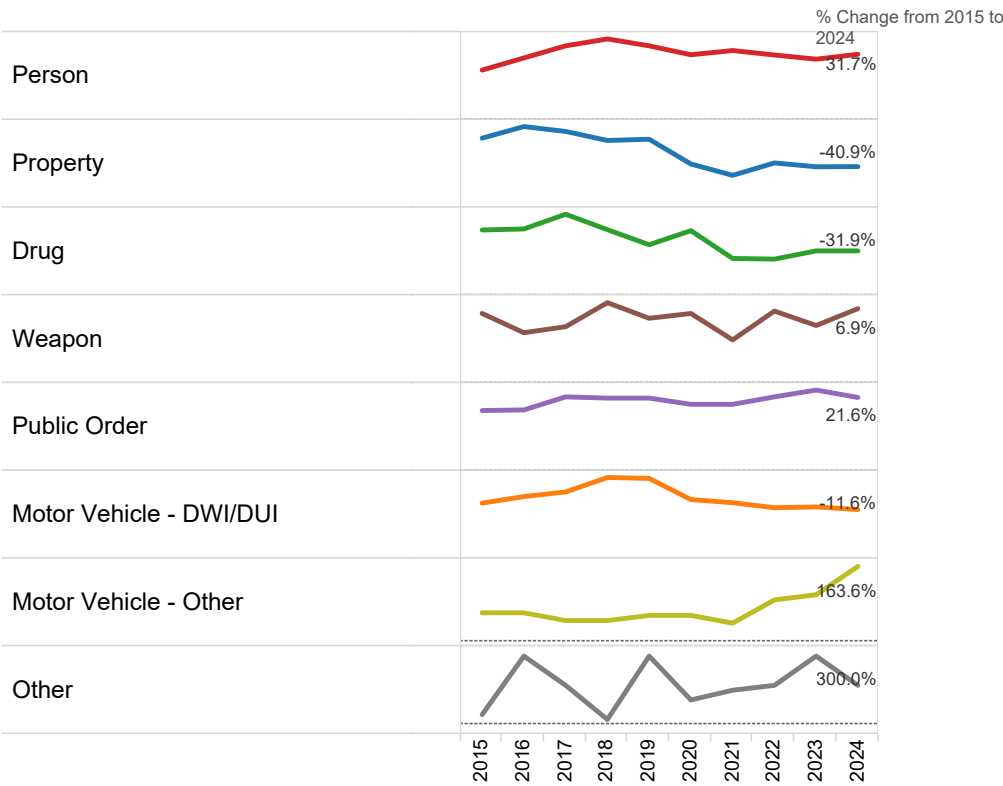


2024 Criminal - New Cases by Offense Type

Case Type	Felony	Misdemeanor	Summary	Total	
Person	163	103	0	266	21.2%
Property	158	111	0	269	21.4%
Drug	57	73	0	130	10.4%
Weapon	49	13	0	62	4.9%
Public Order	33	84	1	118	9.4%
Motor Vehicle - DWI/DUI	17	356	0	373	29.7%
Motor Vehicle - Other	4	25	0	29	2.3%
Other	8	0	0	8	0.6%
Total	489	765	1	1,255	100.0%
	39.0%	61.0%	0.1%	100.0%	

Data provided by Common Pleas Case Management System

Criminal New Cases by Offense Type, 2015-2024

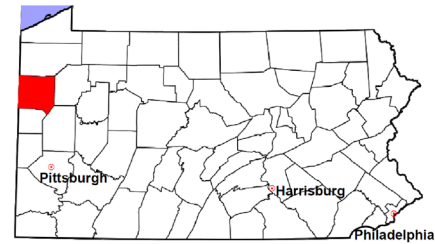


# Mercer County

2024 Population estimate: 108,140

Class of County: 5th

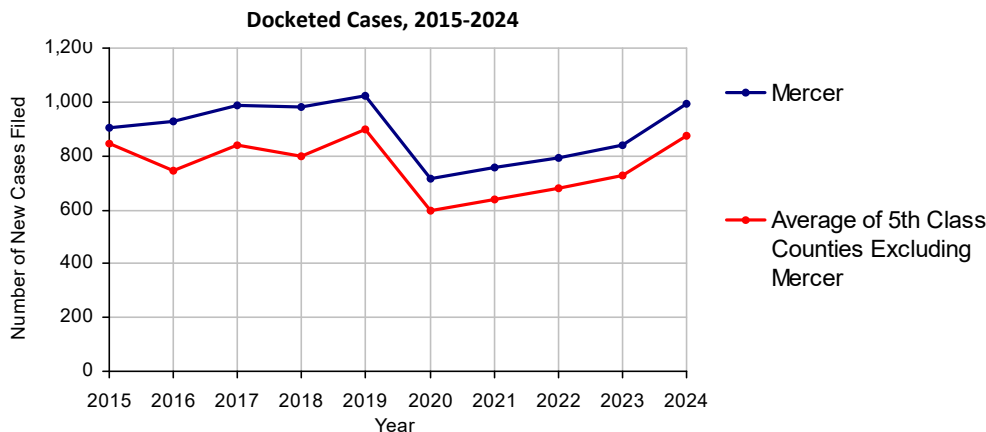
No. of Common Pleas Court Judgeships: 4



2024 Civil	Civil Action	Other	Total
Cases Pending 1/1/2024	513	477	990
Docketed Cases	626	365	991
Arbitration Appeals	1	1	2
Transferred In	0	0	0
Returned to Active	0	0	0
<b>Cases Available for Processing</b>	<b>1,140</b>	<b>843</b>	<b>1,983</b>
Processed By:			
Default Judgments	267	87	354
<b>Cases Decided by Arbitration Board</b>	<b>9</b>	<b>3</b>	<b>12</b>
Dispositive Motions	16	90	106
<b>Settlements</b>	<b>1</b>	<b>1</b>	<b>2</b>
Moved to Inactive Status	0	0	0
<b>Transferred/Withdrawn</b>	<b>3</b>	<b>4</b>	<b>7</b>
Dismissed/Discontinued	270	122	392
<b>Administrative Purge</b>	<b>7</b>	<b>23</b>	<b>30</b>
Other	0	8	8
<b>Jury Trial</b>	<b>1</b>	<b>0</b>	<b>1</b>
Non-Jury Trial	0	0	0
<b>Total Cases Processed</b>	<b>574</b>	<b>338</b>	<b>912</b>
<b>Cases Pending 12/31/2024</b>	<b>566</b>	<b>505</b>	<b>1,071</b>

## Age of Pending Cases as of 12/31/2024 (Civil Action Only)

0-6 months	277	48.9%
<b>7-12 months</b>	<b>80</b>	<b>14.1%</b>
13-18 months	43	7.6%
<b>19-24 months</b>	<b>27</b>	<b>4.8%</b>
25-30 months	36	6.4%
<b>31-36 months</b>	<b>21</b>	<b>3.7%</b>
37-42 months	25	4.4%
<b>43-48 months</b>	<b>8</b>	<b>1.4%</b>
49-54 months	12	2.1%
<b>55-60 months</b>	<b>7</b>	<b>1.2%</b>
61-66 months	4	0.7%
<b>67-72 months</b>	<b>2</b>	<b>0.4%</b>
Over 72 months	24	4.2%
<b>Total</b>	<b>566</b>	<b>100.0%</b>



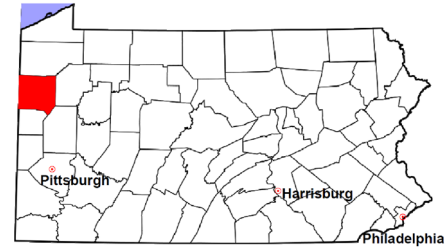


# Mercer County

2024 Population estimate: 108,140

Class of County: 5th

No. of Common Pleas Court Judgeships: 4



## 2024 Civil - Docketed Cases Listed by Case Type

### TORT 75 7.6%

*(does not include mass tort)*

Intentional	3
Malicious Prosecution	0
Motor Vehicle	40
Nuisance	0
Premise Liability	9
Product Liability	0
Slander/Libel/Defamation	1
Other	22

### MASS TORT 1 0.1%

Asbestos	0
Tobacco	0
Toxic Tort - DES	0
Toxic Tort - Implant	0
Toxic Waste	0
Other	1

### PROFESSIONAL LIABILITY 7 0.7%

Dental	1
Legal	1
Medical Malpractice	5
Other	0

### CONTRACT 506 51.1%

*(does not include judgments)*

Buyer Plaintiff	6
Debt Collection: Credit Card	321
Debt Collection: Other	160
Employment Dispute: Discrimination	1
Employment Dispute: Other	2
Other	16

### Of the Docketed Cases:

Pro Se Filings:	8	0.8%	Class Action Suits:	2	0.2%	MDJ Appeals:	54	5.4%
-----------------	---	------	---------------------	---	------	--------------	----	------

\*Civil Other

### REAL PROPERTY 271 27.3%

Ejectment*	14
Eminent Domain/Condemnation*	9
Ground Rent	0
Landlord/Tenant Dispute	37
Mortgage Foreclosure:	
Residential*	124
Commercial*	0
Partition of Real Property*	3
Quiet Title*	10
Other*	74

### CIVIL APPEALS 70 7.1%

*- Administrative Agencies*

Board of Assessment*	22
Board of Elections*	0
Dept. of Transportation*	27
Zoning Board*	1
Statutory Appeal - Other*	1
Other*	19

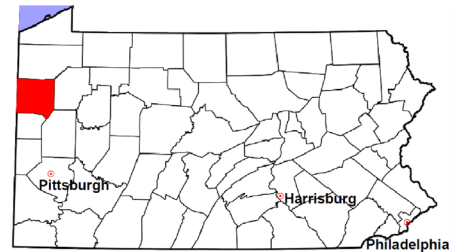
### MISCELLANEOUS 61 6.2%

Common Law/	
Statutory Arbitration*	0
Declaratory Judgment*	2
Mandamus*	0
Non-Domestic Relations	
Restraining Order*	18
Quo Warranto*	0
Replevin*	11
Other*	30

### TOTAL DOCKETED CASES: 991 100.0%

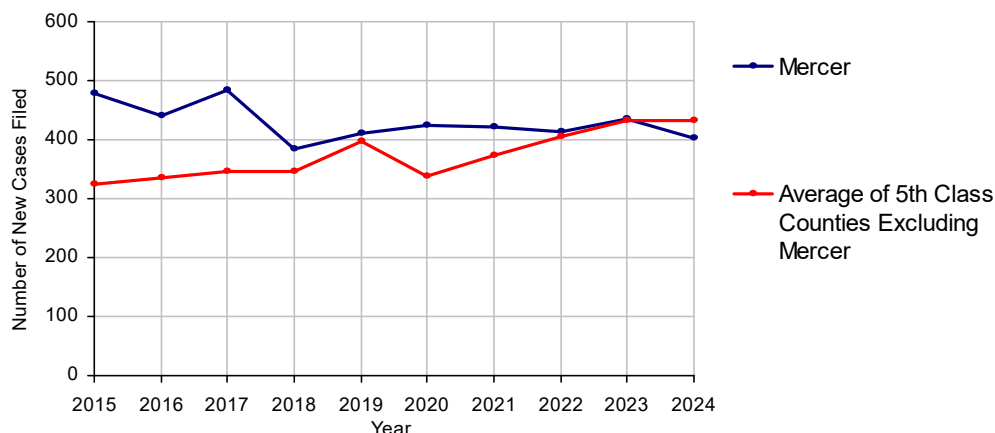
# Mercer County

2024 Population estimate: 108,140  
 Class of County: 5th  
 No. of Common Pleas Court Judgeships: 4



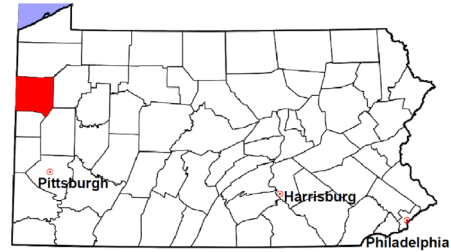
2024 Protection From Abuse	No. of Petitions	
Cases Pending 1/1/2024	39	
New Cases Filed in 2024	402	
<i>Of these, Petitions Requesting Temporary Orders: 402 (100.0%)</i>		
<i>Temporary Orders DENIED: 72 (17.9%), Temporary Orders GRANTED: 330 (82.1%)</i>		
Cases Available for Processing	441	
Processed By:		
Temporary Order DENIED After Ex Parte Hearing and No Evidentiary Hearing Scheduled	12	2.9%
Temporary Order DISMISSED After Evidentiary Hearing and No Final Order Entered	0	
Final Order DENIED After Evidentiary Hearing Before a Judge or a Judicial Officer	39	9.4%
Final Order GRANTED After Evidentiary Hearing Before a Judge or a Judicial Officer	187	45.2%
Plaintiff Did Not Appear For Evidentiary Hearing	33	8.0%
Final Order by STIPULATION OR AGREEMENT Between the Parties	19	4.6%
Petition WITHDRAWN by Plaintiff	124	30.0%
TRANSFERRED to Another Jurisdiction	0	
Other	0	
Cases Processed	414	100.0%
Cases Pending 12/31/2024	27	

PFA New Cases Filed, 2015-2024



# Mercer County

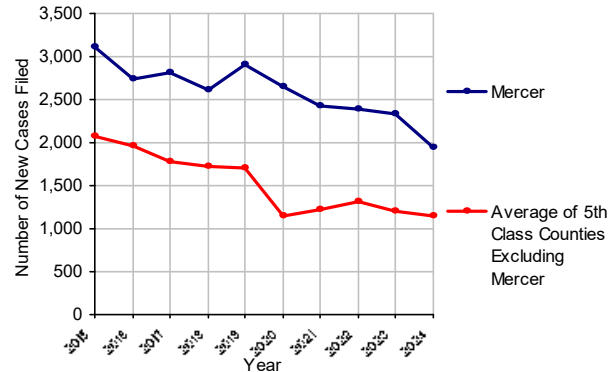
2024 Population estimate: 108,140  
 Class of County: 5th  
 No. of Common Pleas Court Judgeships: 4



2024 Spousal & Child Support	No. of Petitions	
Cases Pending 1/1/2024	337	
New Cases Filed in 2024	1,944	
Dockets Transferred In (+)	60	
Dockets Transferred Out (-)	46	
<b>Cases Available for Processing</b>	<b>2,295</b>	
Processed By:		
Judge	69	3.5%
Intake Officer	1,881	96.5%
Hearing Officer	0	
Other	0	
<b>Cases Processed</b>	<b>1,950</b>	<b>100.0%</b>
<b>Cases Pending 12/31/2024</b>	<b>345</b>	

Data provided by PACSES

Spousal & Child Support New Cases Filed, 2015-2024



2024 Paternity	No. of Cases	
Acknowledgements Filed:		
Non-Domestic Relations Section	112	85.5%
During Conference	13	9.9%
Non-Stipulated (post genetic test)	0	
Pre-Trial Conference	6	4.6%
Total	131	100.0%
Established:		
Stipulated by Genetic Tests	24	28.9%
Default - Father Failed to Appear	2	2.4%
Adjudication by Court Proceeding	0	
Out of State	57	68.7%
Total	83	100.0%
Cases Pending 12/31/2024	62	

Data provided by PACSES

## DEFINITIONS:

### ACKNOWLEDGEMENTS FILED:

**NON-DOMESTIC RELATIONS SECTION:** The voluntary Acknowledgement of Paternity by the alleged father.  
**DURING CONFERENCE:** The alleged father signed the Acknowledgement of Paternity-Waiver of Trial (PE-010) at the initial child support conference.  
**NON-STIPULATED (POST GENETIC TEST):** The alleged father signed the Acknowledgement of Paternity-Waiver of Trial after genetic tests were conducted and resulted in the alleged father being determined to be the biological father.  
**PRE-TRIAL CONFERENCE:** The alleged father signed the Acknowledgement of Paternity-Waiver of Trial at the pre-trial conference.

### ESTABLISHED:

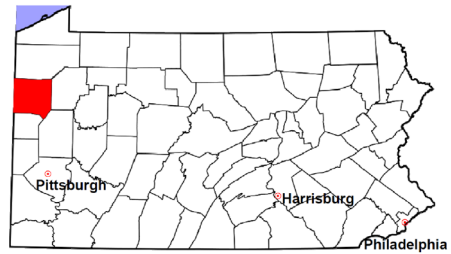
**STIPULATED BY GENETIC TESTS:** The alleged father requested genetic tests and signed a stipulation that if the test results had a 99% or higher probability of paternity then the alleged father would be stipulated as the biological father of the child.  
**DEFAULT - FATHER FAILED TO APPEAR:** The alleged father failed to appear after being served for either a support conference, hearing, or genetic test and a default paternity order was entered by the court.  
**ADJUDICATION BY COURT PROCEEDING:** The alleged father was determined to be the biological father of the child through a court proceeding.  
**OUT OF STATE:** Paternity was established in another state, "Out of state only".

# Mercer County

2024 Population Estimate: 108,140

Class of County: 5th

No. of Common Pleas Court Judgeships: 4



## 2024 Custody/Partial Custody/Visitation

No. of  
Petitions

Cases Pending 1/1/2024

542

New Cases Filed in 2024

324

**Cases Available for Processing**

**866**

Processed By:

Judge

29

17.3%

Non-Judicial Officer

102

60.7%

Administrative Review/Purge

0

Other

37

22.0%

**Cases Processed**

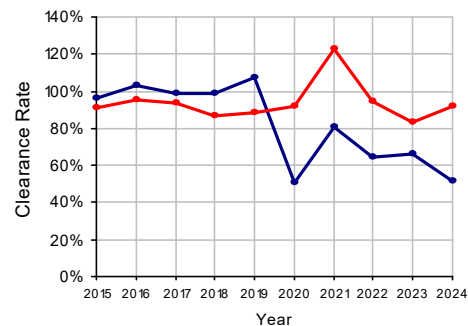
**168**

**100.0%**

**Cases Pending 12/31/2024**

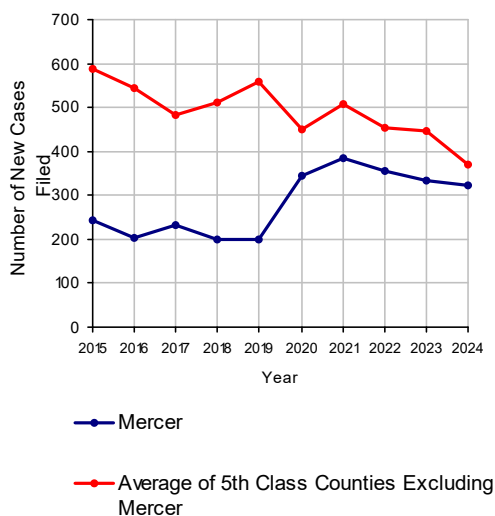
**698**

Clearance Rate, 2015-2024

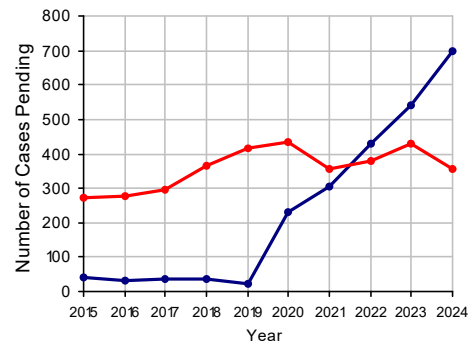


Note: Clearance Rate = Cases Processed / New Cases Filed

Custody/Partial Custody/Visitation New Cases Filed, 2015-2024



Cases Pending at the End of Year, 2015-2024

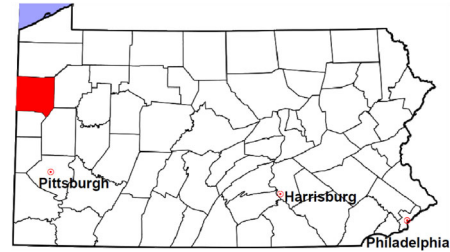


# Mercer County

2024 Population estimate: 108,140

Class of County: 5th

No. of Common Pleas Court Judgeships: 4



## 2024 Divorce

### No. of Petitions

Cases Pending 1/1/2024

320

New Cases Filed in 2024

255

**Cases Available for Processing**

**575**

Processed By:

Contested Before a Judge

0

Contested Before a Non-Judicial Officer

19

6.8%

Uncontested

224

79.7%

Administrative Review/Purge

29

10.3%

Other

9

3.2%

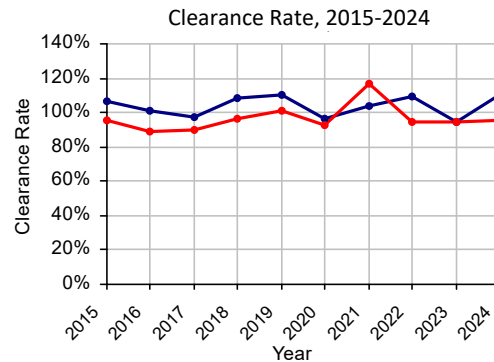
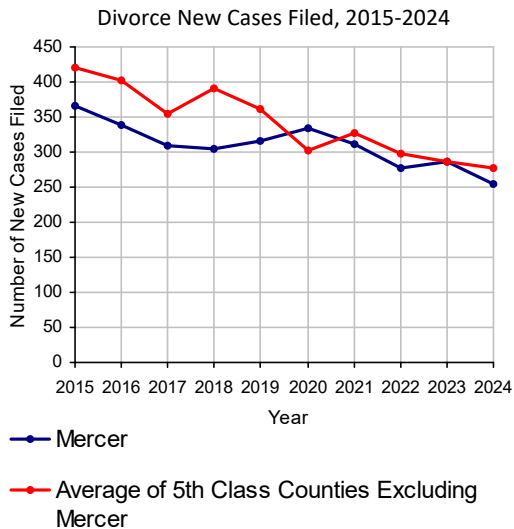
**Cases Processed**

**281**

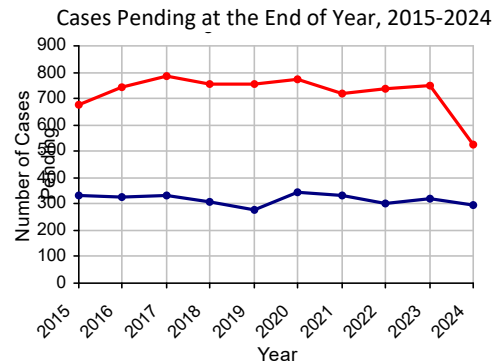
**100.0%**

**Cases Pending 12/31/2024**

**294**



Note: Clearance Rate = Cases Processed / New Cases Filed

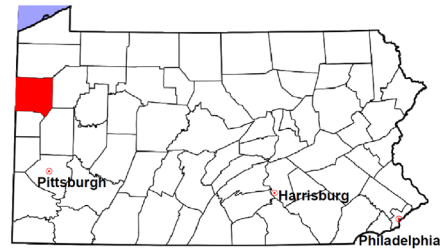


# Mercer County

2024 Population estimate: 108,140

Class of County: 5th

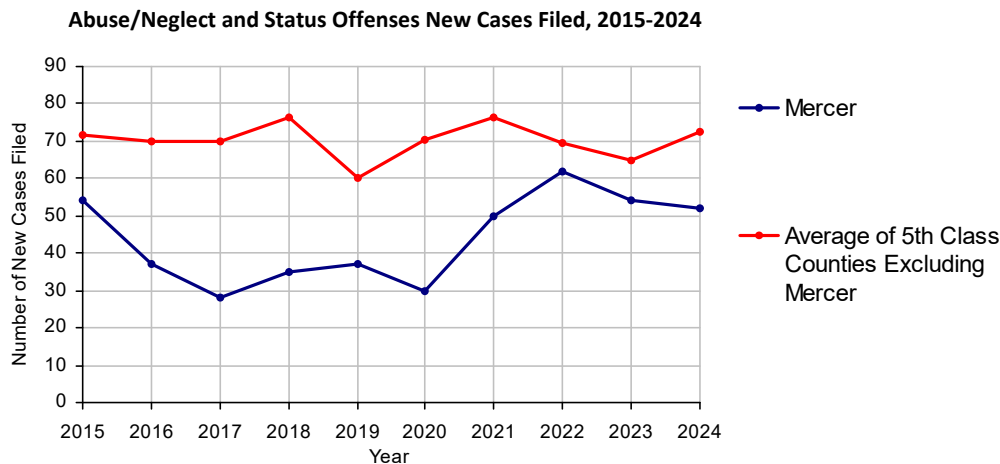
No. of Common Pleas Court Judgeships: 4



## 2024 Juvenile Dependency - Petitions Pending Adjudication

	Abuse/ Neglect	Status Offenses	Total
Cases Pending 1/1/2024	7	5	12
New Petitions Filed in 2024	43	9	52
Other	2	0	2
<b>Total Petitions Available for Processing</b>	<b>52</b>	<b>14</b>	<b>66</b>
Processed by:			
Adjudicated Dependent			
Judge	30	6	36
Juvenile Court Hearing Officer	0	0	0
Adjudicated NOT Dependent			
Judge	0	0	0
Juvenile Court Hearing Officer	0	0	0
Withdrawn/Transferred	8	3	11
Dismissed/Other	3	2	5
<b>Total Petitions Processed</b>	<b>41</b>	<b>11</b>	<b>52</b>
<b>Cases Pending 12/31/2024</b>	<b>11</b>	<b>3</b>	<b>14</b>

Data provided by Common Pleas Case Management System

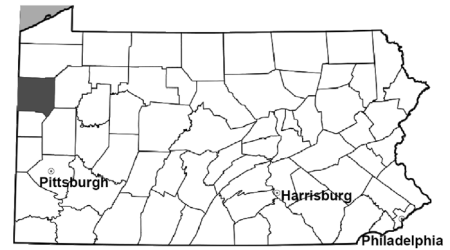


# Mercer County

2024 Population estimate: 108,140

Class of County: 5th

No. of Common Pleas Court Judgeships: 4



## 2024 Juvenile Dependency - Adjudicated Dependent Inventory

	Abuse/ Neglect	Status Offenses	Total
Cases Pending 1/1/2024	69	3	72
New Adjudicated Dependent Cases	30	6	36
Other	0	0	0
<b>Total Adjudicated Dependent Cases</b>	<b>99</b>	<b>9</b>	<b>108</b>
<b><u>Court Supervision Terminated:</u></b>			
Family Reunification	3 12.0%	0	3 11.5%
Adoption	0	0	0
Placement with a Relative/Guardian	0	0	0
Aged Out	0	0	0
Other Permanency Outcomes*	0	0	0
Other**	22 88.0%	1 100.0%	23 88.5%
<b>Total Adjudicated Dependent Cases Terminated</b>	<b>25 100.0%</b>	<b>1 100.0%</b>	<b>26 100.0%</b>
<b>Cases Pending 12/31/2024</b>	<b>74</b>	<b>8</b>	<b>82</b>

Data provided by Common Pleas Case Management System

\* Other Permanency Outcomes include: adjudicated delinquent, death due to natural causes, emancipation, permanent living arrangement, and parent has come forward.

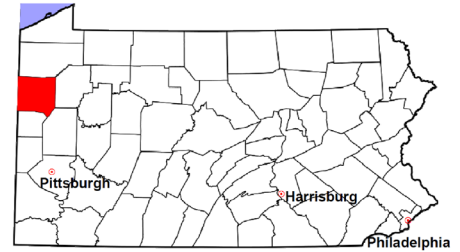
\*\* Other includes cases where court supervision is terminated due to transfer out of jurisdiction, withdrawal and administrative closure.

# Mercer County

2024 Population estimate: 108,140

Class of County: 5th

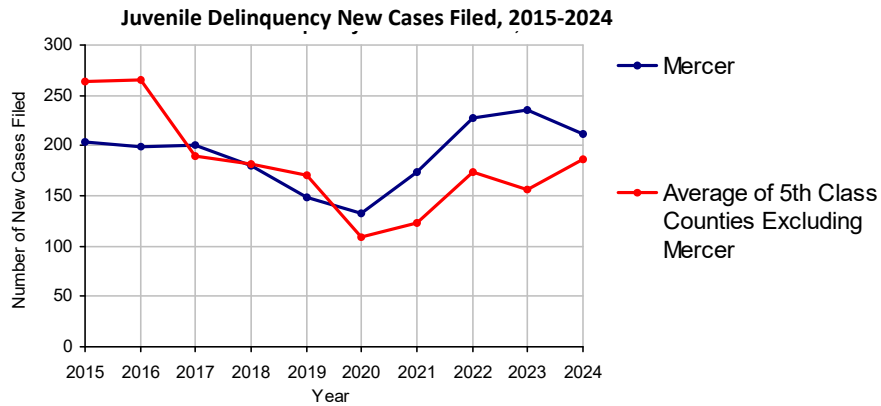
No. of Common Pleas Court Judgeships: 4



## 2024 Juvenile Delinquency - Cases Pending Disposition

<b>Begin Pending</b>	<b>47</b>
New Cases	211
Consent Decree Revoked	1
Informal Adjustment Program Revoked	0
Alternative Program Revoked	0
Warrant Returned	0
Other	12
<b>Total Cases Available for Disposition</b>	<b>271</b>
<b>Warrant Issued</b>	<b>2</b>
<b>Disposed by:</b>	
Adjudicated Delinquent by a Judge	101
Adjudicated Delinquent by a Juvenile Court Hearing Officer	0
Consent Decree Entered	24
Informal Adjustment Program Entered	0
Warned and Counseled (Pre-Petition)	0
Dismissed/Withdrawn/Transferred	73
Transferred to Criminal Court	1
Other	8
<b>Total Cases Disposed</b>	<b>207</b>
<b>End Pending</b>	<b>62</b>

Data provided by Common Pleas Case Management System





Mercer County

2024 Population: 108,140  
Class of County: 5th  
No. of Common Pleas Judgeships: 4

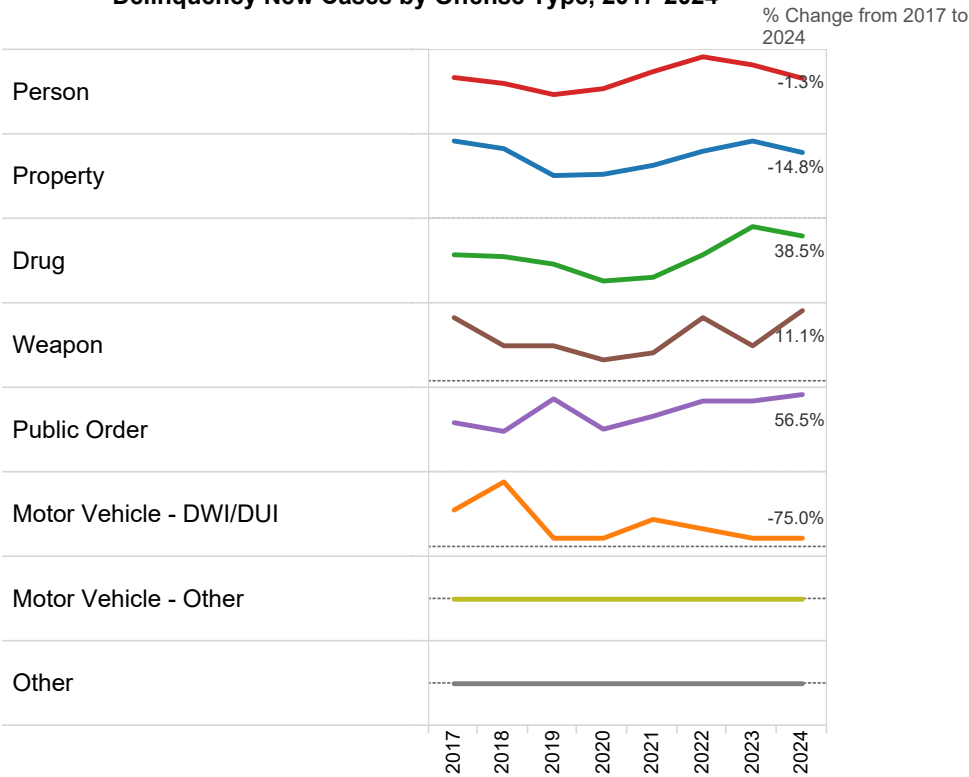


2024 Delinquency - New Cases by Offense Type

Case Type	Felony	Misdemeanor	Summary	Total	
Person	32	44	0	76	36.0%
Property	20	32	0	52	24.6%
Drug	1	35	0	36	17.1%
Weapon	5	5	0	10	4.7%
Public Order	11	25	0	36	17.1%
Motor Vehicle - DWI/DUI	0	1	0	1	0.5%
Motor Vehicle - Other	0	0	0	0	0.0%
Other	0	0	0	0	0.0%
Total	69	142	0	211	100.0%
	32.7%	67.3%	0.0%	100.0%	

Data provided by Common Pleas Case Management System

Delinquency New Cases by Offense Type, 2017-2024

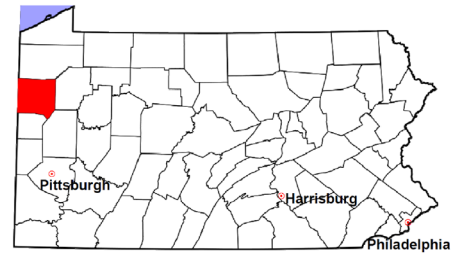


# Mercer County

2024 Population estimate: 108,140

Class of County: 5th

No. of Common Pleas Court Judgeships: 4



---

## 2024 Juvenile Delinquency - Formal Dispositions

---

<b>Begin Pending</b>	<b>165</b>
Adjudicated Delinquent by a Judge	101
Adjudicated Delinquent by a Juvenile Court Hearing Officer	0
Warrant Returned	0
Other	1
<b>Total Adjudicated Delinquent Cases</b>	<b>267</b>
<b>Warrant Issued</b>	<b>4</b>
<b>Court Supervision Terminated:</b>	
Conditions Satisfied	79
Compelling Reasons	0
Reached Age 21	1
Transferred to Another Juvenile Court	0
Other	14
<b>Total Adjudicated Delinquent Cases Terminated</b>	<b>94</b>
<b>End Pending</b>	<b>169</b>

---

(R) - Revised

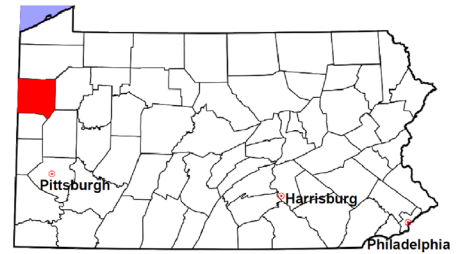
Data provided by Common Pleas Case Management System

# Mercer County

2024 Population estimate: 108,140

Class of County: 5th

No. of Common Pleas Court Judgeships: 4



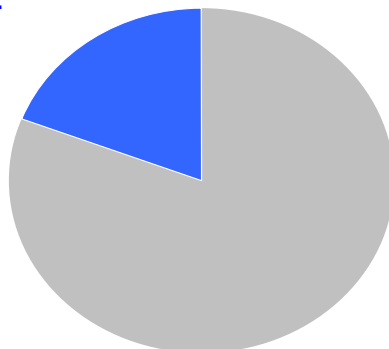
## 2024 Juvenile Delinquency - Informal Dispositions

<b>Pending Consent Decrees</b>	<b>21</b>
<b>Pending Informal Adjustments</b>	<b>0</b>
New Consent Decrees	24
<b>New Informal Adjustments</b>	<b>0</b>
Warrant Returned	0
<b>Other</b>	<b>0</b>
<b>Cases Informally Disposed</b>	<b>45</b>
<b>Warrant Issued</b>	<b>1</b>
<b>Terminated by:</b>	
Consent Decree Completed	31
<b>Informal Adjustment Completed</b>	<b>0</b>
Consent Decree Revoked	1
Informal Adjustment Program Revoked	0
<b>Other</b>	<b>0</b>
<b>Total Informally Disposed Cases Terminated</b>	<b>32</b>
<b>End Pending</b>	<b>12</b>

(R) - Revised

Data provided by Common Pleas Case Management System

Informal Dispositions: **19%**



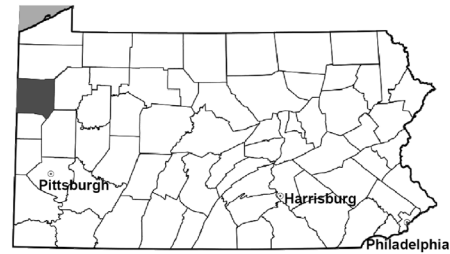
Delinquency Cases are disposed either formally, at a proceeding held before a judge or hearing officer, or informally without a proceeding. Informal dispositions include informal adjustments supervised by a juvenile probation officer; consent decrees agreed upon with the District Attorney after a petition is filed; or other pre-petition process by the juvenile probation department.

# Mercer County

2024 Population estimate: 108,140

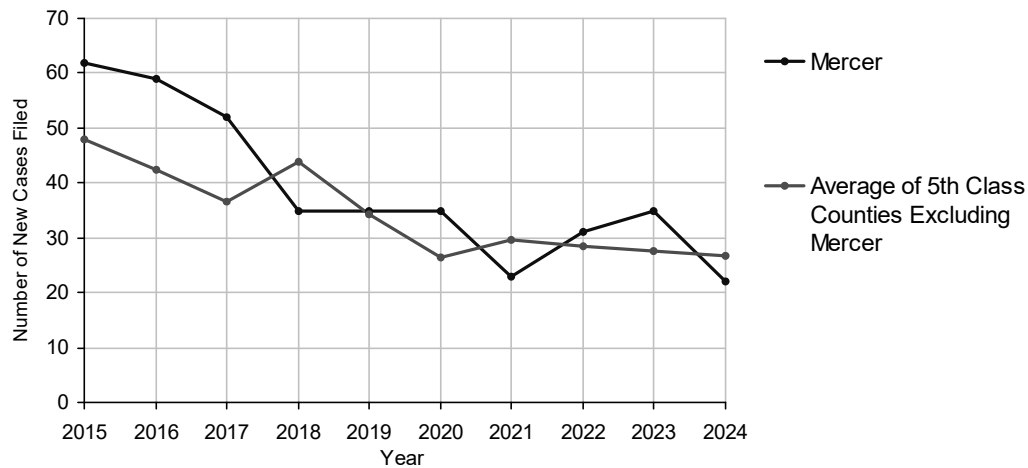
Class of County: 5th

No. of Common Pleas Court Judgeships: 4



2024 Accounts	No. of Cases	
Cases Pending 1/1/2024	16	
New Cases Filed in 2024	22	
<b>Cases Available for Processing</b>	<b>38</b>	
Processed By:		
Contested before a Judge	0	
Contested before a Non-Judicial Officer	0	
Uncontested	21	100.0%
Other	0	
<b>Cases Processed</b>	<b>21</b>	<b>100.0%</b>
<b>Cases Pending 12/31/2024</b>	<b>17</b>	

Accounts New Cases Filed, 2015-2024

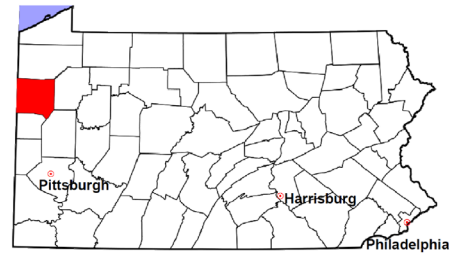


# Mercer County

2024 Population estimate: 108,140

Class of County: 5th

No. of Common Pleas Court Judgeships: 4



## 2024 Adoptions

**No. of  
Cases**

Cases Pending 1/1/2024

3

New Cases Filed in 2024

38

**Cases Available for Processing**

**41**

Processed By:

Contested before a Judge

Granted

0

Denied

0

Uncontested

Granted

36 100.0%

Denied

0

Other

0

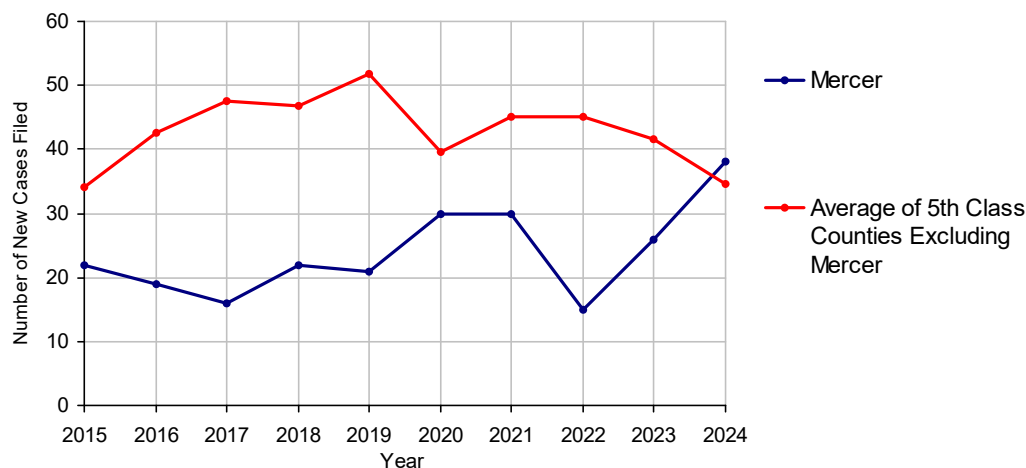
**Cases Processed**

**36 100.0%**

**Cases Pending 12/31/2024**

**5**

Adoptions New Cases Filed, 2015-2024

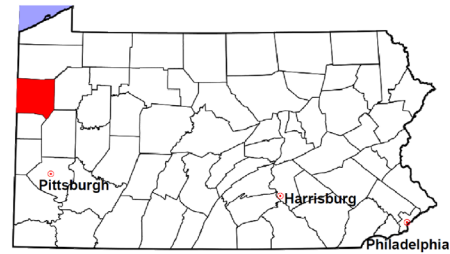


# Mercer County

2024 Population estimate: 108,140

Class of County: 5th

No. of Common Pleas Court Judgeships: 4



## 2024 Relinquishments/Terminations

No. of  
Cases

Cases Pending 1/1/2024

22

New Cases Filed in 2024

40

**Cases Available for Processing**

**62**

Processed By:

Contested before a Judge

0

Uncontested

49 96.1%

Other

2 3.9%

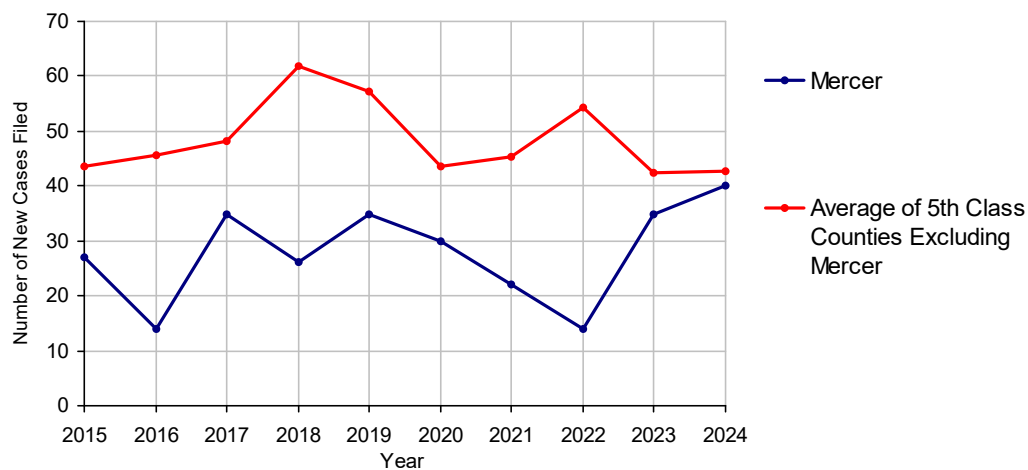
**Cases Processed**

**51 100.0%**

**Cases Pending 12/31/2024**

**11**

Relinquishments/Terminations New Cases Filed, 2015-2024

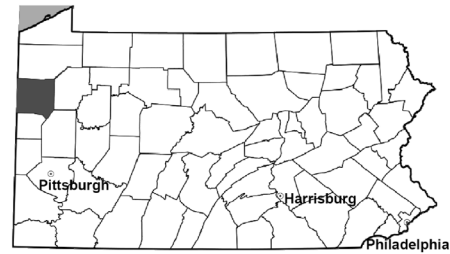


# Mercer County

2024 Population estimate: 108,140

Class of County: 5th

No. of Common Pleas Court Judgeships: 4



## 2024 Appointment of Guardians

**No. of  
Cases**

Cases Pending 1/1/2024

18

New Cases Filed in 2024

23

**Cases Available for Processing**

**41**

Processed By:

Contested before a Judge

0

Uncontested

19 100.0%

Other

0

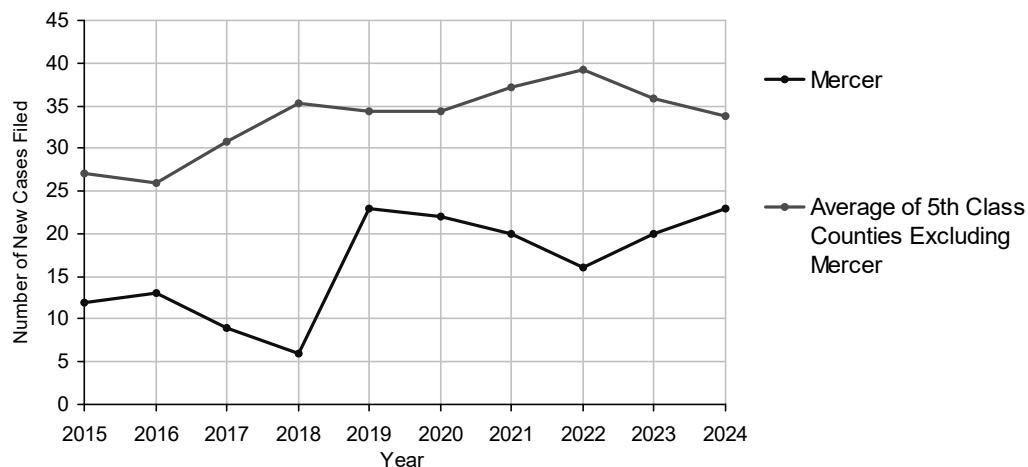
**Cases Processed**

**19 100.0%**

**Cases Pending 12/31/2024**

**22**

Appointment of Guardians New Cases Filed, 2015-2024

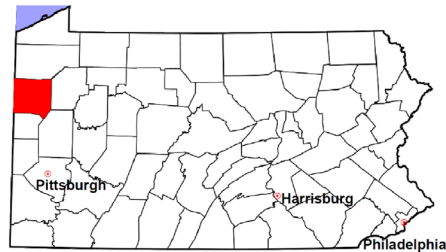


# Mercer County

2024 Population estimate: 108,140

Class of County: 5th

No. of Common Pleas Court Judgeships: 4



## 2024 Jury Yield and Utilization

### Jury Yield

Qualification Questionnaires/Summonses Mailed:	7,685	A		
Returned Undeliverable:	349	B	4.5%	Of Qualification Questionnaires/ Summonses Mailed
Not Responded to:	921	C	12.0%	
the Number of Prospective Jurors:				
Disqualified:	1,673	D	21.8%	
Exempted:	394	E	5.1%	
Excused:	1,153	F	15.0%	
Deferred to New Term:	719	G	9.4%	
Deferred from Previous Term:	615	H	8.0%	
Total Number of Qualified Jurors Available for Service:	3,091	I	40.2%	
$I = A - B - C - D - E - F - G - H$				

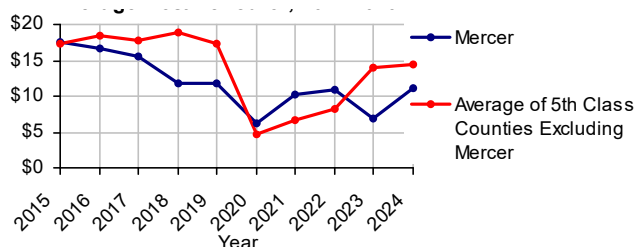
### Jury Utilization

the Number of Jurors:				
Reporting for Service:	3,982	128.8%	Of Jurors Qualified and Available	
Told Not to Report for Service:	783	25.3%		
Sent to Courtroom for Jury Selection (Voir Dire):	1,508	37.9%	Of Jurors Reporting for Service	
Impaneled or Sworn (jurors/alternates):	184	4.6%		
Removed for Cause/Hardship:	118			
Removed by Peremptory Challenge:	173			
Number of Jury Trials Started:	13			
Pool Days:	31			
Zero Panel Days:	18	58.1%	(Of Pool Days)	

### Jury Costs

Total Annual Budget for Juror Operations:	\$86,119.00	J
Average Cost Per Juror:	\$11.21	K
$K = J/A$		

Average Cost Per Juror, 2015-2024



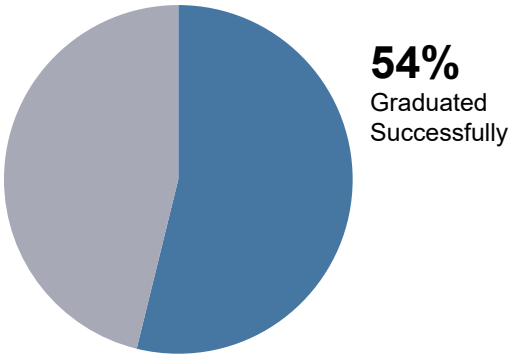


# Mercer County


## 2024 Treatment Courts

26 Discharges

Of All Court Participants Discharged:



22 Admissions

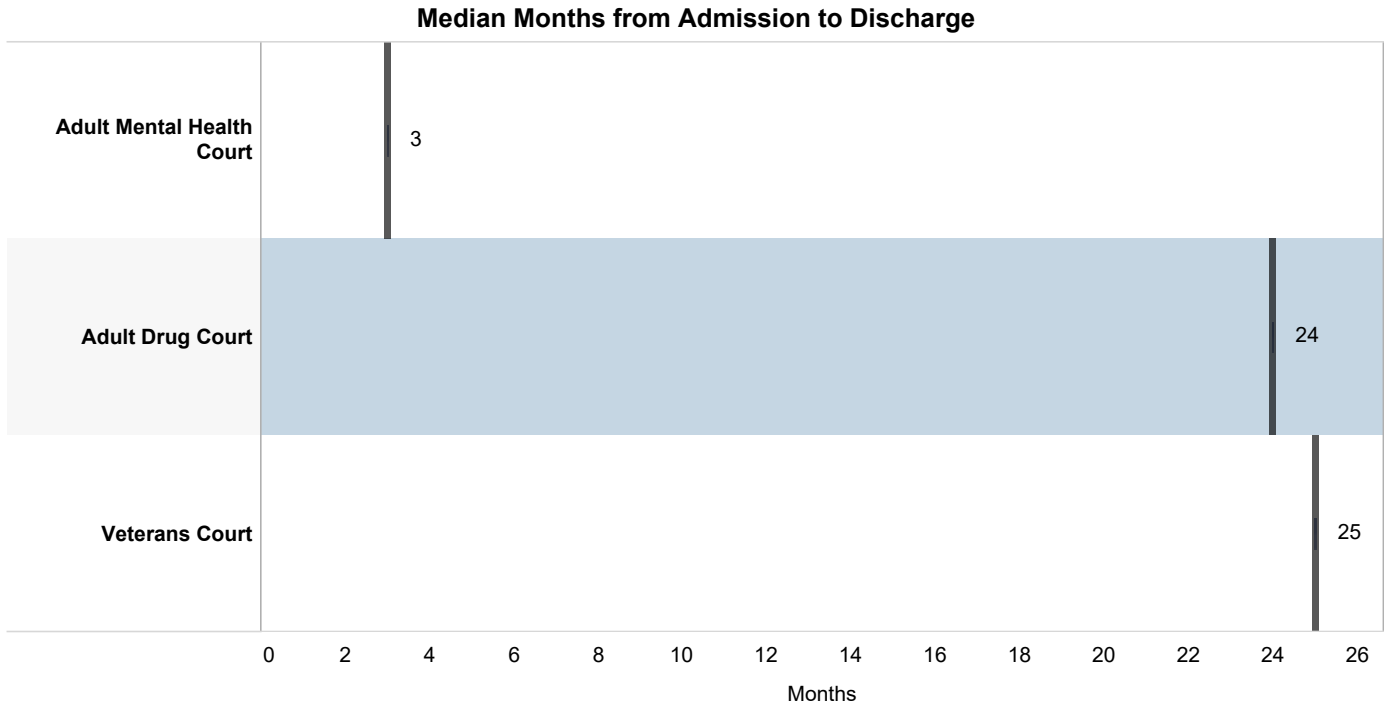


### Discharge Reason

	Successfully Completed	Unsuccessful/New Offense	Unsuccessful /Non-Compliant	Voluntarily Withdrew	Unsuccessful /Absconded	Other	Total Discharges
Adult Drug Court	11 (64.7%)		4 (23.5%)	1 (5.9%)	1 (5.9%)		17 (100.0%)
Adult Mental Health Court			1 (50.0%)	1 (50.0%)			2 (100.0%)
Veterans Court	3 (42.9%)	1 (14.3%)	1 (14.3%)			2 (28.6%)	7 (100.0%)


# Mercer County

## 2024 Treatment Courts

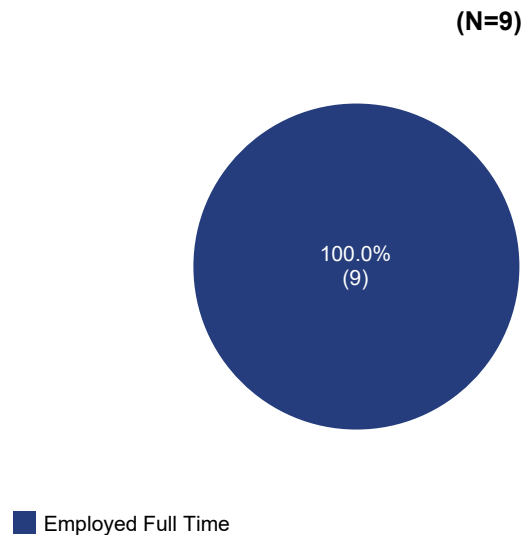


Among successful graduates, there was a 13% increase in employment.

100% of the employed successful graduates were employed full time:



15% (4) of all participants have improved in **education level** at discharge.





## DEPARTMENT OF RESEARCH & STATISTICS

KIM NIEVES, PH.D.

DIRECTOR

ANDREW GINDER, MPA

ASSISTANT DIRECTOR

YAN LIU, M.S.

SENIOR STATISTICAL ANALYST

SASANKA ADIKARI, PH.D

DATA SCIENTIST

AMANDA PEREIRA

RESEARCH ASSISTANT