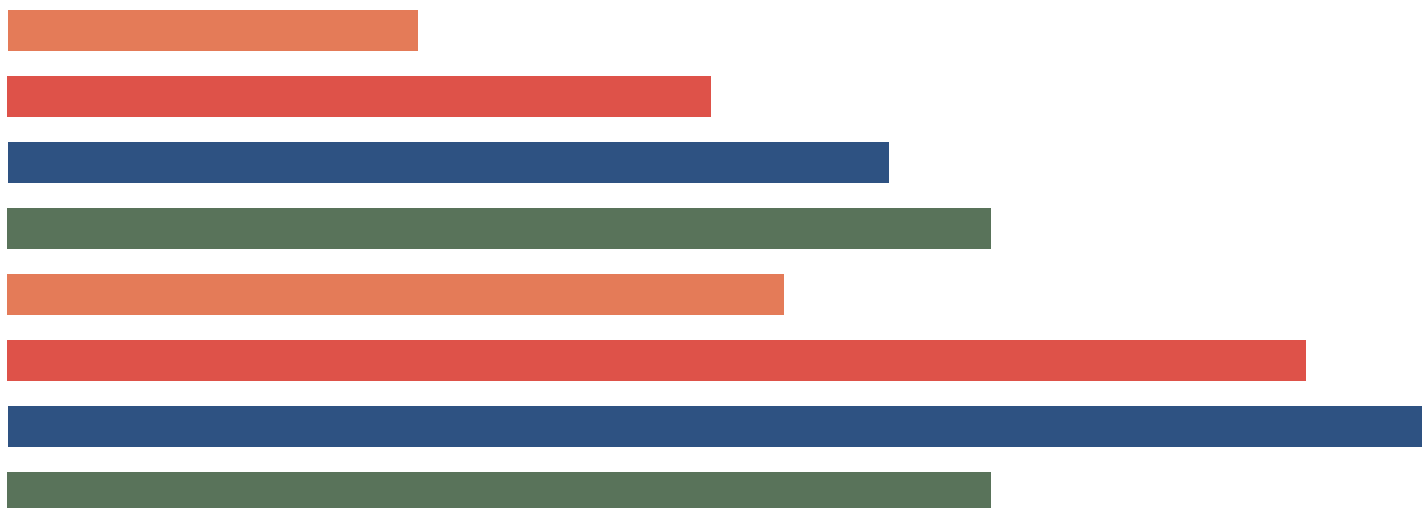


# 2024

Court of Common Pleas  
Caseload Statistics for

# Blair County





We are pleased to provide you with a copy of the 2024 County Caseload Display pages. They can also be viewed on the AOPC webpage at [www.pacourts.us](http://www.pacourts.us) in the *News & Statistics* section under *Research & Statistics*.

Should you have any questions or comments, please do not hesitate to contact me at 717.231.3300.

Sincerely,

A handwritten signature in black ink, appearing to read 'Sasanka', is written over a horizontal line.

Sasanka Adikari, Ph.D.  
Data Scientist  
Department of Research and Statistics



# Table of Contents

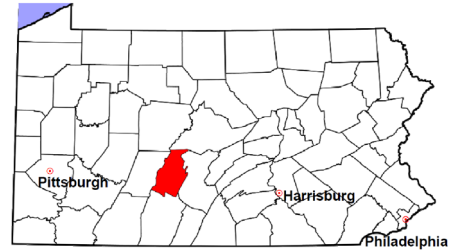
|   |             |
|---|-------------|
| CPCMS Criminal .....  | Page 1      |
| CPCMS Criminal - New Cases by Case Type.....                | Page 2      |
| Civil.....  | Page 3      |
| Civil - Docketed Cases Listed by Case Type.....             | Page 4      |
| Protection From Abuse .....                                 | Page 5      |
| Spousal & Child Support and Paternity .....                 | Page 6      |
| Custody/Partial Custody/Visitation.....                     | Page 7      |
| Divorce .....   | Page 8      |
| Juvenile Dependency - Active Dependent Inventory .....      | Page 9      |
| Juvenile Dependency - Adjudicated Dependent Inventory ..... | Page 10     |
| Juvenile Delinquency - Cases Pending Disposition.....       | Page 11     |
| Juvenile Delinquency - New Cases by Case Type .....         | Page 12     |
| Juvenile Delinquency - Formal Dispositions .....            | Page 13     |
| Juvenile Delinquency - Informal Dispositions .....          | Page 14     |
| Accounts.....   | Page 15     |
| Adoptions.....  | Page 16     |
| Relinquishments/Terminations .....                          | Page 17     |
| Appointment of Guardians .....                              | Page 18     |
| Jury Yield and Utilization .....                            | Page 19     |
| Treatment Courts.....                                       | Pages 20-21 |

# Blair County

2024 Population estimate: 120,269

Class of County: 5th

No. of Common Pleas Court Judgeships: 5



## 2024 Criminal No. of Cases

|                                       |              |
|---------------------------------------|--------------|
| Cases Pending 1/1/2024                | 1,404        |
| New Cases Filed in 2024               | 2,422        |
| Reopened Cases                        | 204          |
| <b>Cases Available for Processing</b> | <b>4,030</b> |

### Processed by:

|                              |              |               |
|------------------------------|--------------|---------------|
| Withdrawn/Dismissed          | 55           | 2.2%          |
| Diversionsary Disposition*   | 222          | 8.8%          |
| Guilty Plea                  | 1,998        | 79.1%         |
| Non-Jury Trial               | 8            | 0.3%          |
| Jury Trial                   | 23           | 0.9%          |
| Inactive                     | 171          | 6.8%          |
| Other                        | 50           | 2.0%          |
| <b>Total Cases Processed</b> | <b>2,527</b> | <b>100.0%</b> |

**Cases Pending 12/31/2024** **1,503**

Cases Awaiting Sentencing 79

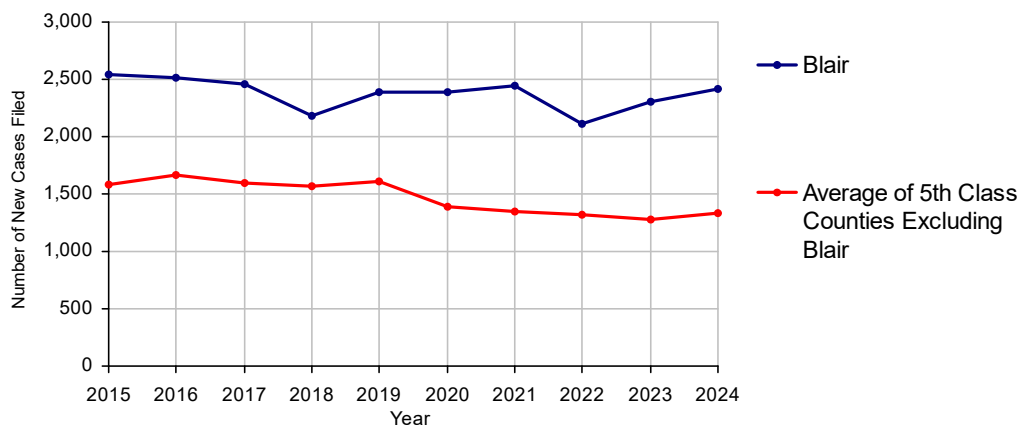
Data provided by Common Pleas Case Management System

\* Includes other diversionary programs such as Veterans Court.

### Age of Pending Cases as of 12/31/2024

|               |              |               |
|---------------|--------------|---------------|
| 0-60 Days     | 396          | 26.3%         |
| 61-120 Days   | 231          | 15.4%         |
| 121-180 Days  | 174          | 11.6%         |
| 181-240 Days  | 125          | 8.3%          |
| 241-300 Days  | 88           | 5.9%          |
| 301-360 Days  | 79           | 5.3%          |
| Over 360 Days | 410          | 27.3%         |
| <b>Total</b>  | <b>1,503</b> | <b>100.0%</b> |

**Criminal New Cases, 2015-2024**



Blair County

2024 Population: 120,269  
Class of County: 5th  
No. of Common Pleas Judgeships: 5

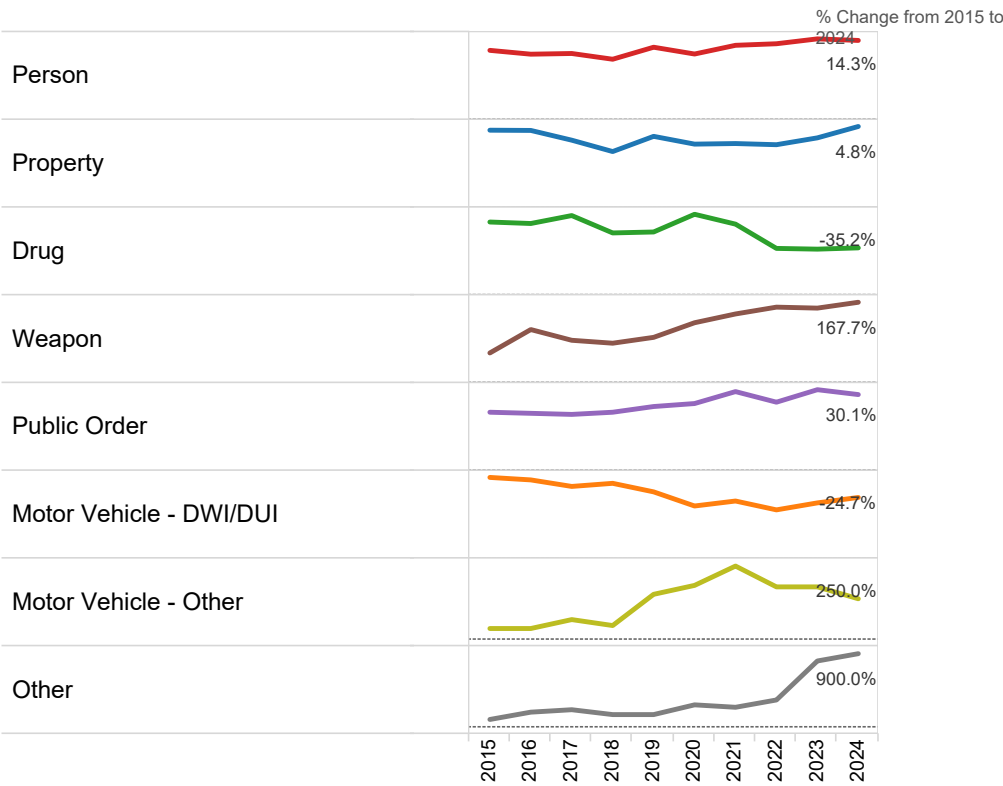


2024 Criminal - New Cases by Offense Type

| Case Type               | Felony | Misdemeanor | Summary | Total  |        |
|-------------------------|--------|-------------|---------|--------|--------|
| Person                  | 225    | 230         | 2       | 457    | 18.9%  |
| Property                | 345    | 349         | 6       | 700    | 28.9%  |
| Drug                    | 158    | 291         | 0       | 449    | 18.5%  |
| Weapon                  | 61     | 22          | 0       | 83     | 3.4%   |
| Public Order            | 102    | 176         | 3       | 281    | 11.6%  |
| Motor Vehicle - DWI/DUI | 18     | 375         | 1       | 394    | 16.3%  |
| Motor Vehicle - Other   | 1      | 27          | 0       | 28     | 1.2%   |
| Other                   | 28     | 2           | 0       | 30     | 1.2%   |
| Total                   | 938    | 1,472       | 12      | 2,422  | 100.0% |
|                         | 38.7%  | 60.8%       | 0.5%    | 100.0% |        |

Data provided by Common Pleas Case Management System

Criminal New Cases by Offense Type, 2015-2024

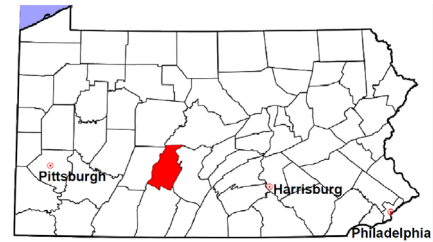


# Blair County

2024 Population estimate: 120,269

Class of County: 5th

No. of Common Pleas Court Judgeships: 5

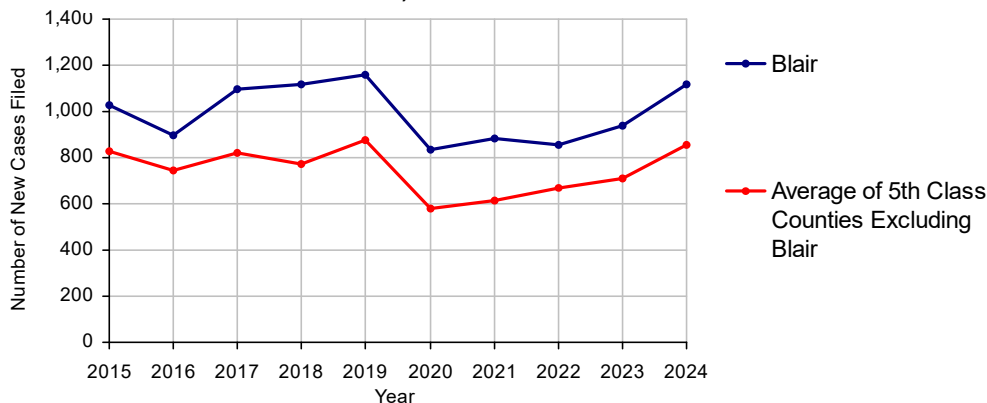


| 2024 Civil                            | Civil Action | Other      | Total        |
|---------------------------------------|--------------|------------|--------------|
| Cases Pending 1/1/2024                | 1,027        | 414        | 1,441        |
| Docketed Cases                        | 834          | 286        | 1,120        |
| Arbitration Appeals                   | 1            | 1          | 2            |
| Transferred In                        | 3            | 1          | 4            |
| Returned to Active                    | 0            | 0          | 0            |
| <b>Cases Available for Processing</b> | <b>1,865</b> | <b>702</b> | <b>2,567</b> |
| Processed By:                         |              |            |              |
| Default Judgments                     | 158          | 83         | 241          |
| Cases Decided by Arbitration Board    | 4            | 6          | 10           |
| Dispositive Motions                   | 3            | 1          | 4            |
| Settlements                           | 203          | 45         | 248          |
| Moved to Inactive Status              | 0            | 0          | 0            |
| Transferred/Withdrawn                 | 3            | 1          | 4            |
| Dismissed/Discontinued                | 215          | 70         | 285          |
| Administrative Purge                  | 0            | 0          | 0            |
| Other                                 | 16           | 19         | 35           |
| Jury Trial                            | 0            | 0          | 0            |
| Non-Jury Trial                        | 6            | 2          | 8            |
| <b>Total Cases Processed</b>          | <b>608</b>   | <b>227</b> | <b>835</b>   |
| <b>Cases Pending 12/31/2024</b>       | <b>1,257</b> | <b>475</b> | <b>1,732</b> |

## Age of Pending Cases as of 12/31/2024 (Civil Action Only)

|                |              |               |
|----------------|--------------|---------------|
| 0-6 months     | 901          | 71.7%         |
| 7-12 months    | 110          | 8.8%          |
| 13-18 months   | 75           | 6.0%          |
| 19-24 months   | 74           | 5.9%          |
| 25-30 months   | 27           | 2.1%          |
| 31-36 months   | 13           | 1.0%          |
| 37-42 months   | 18           | 1.4%          |
| 43-48 months   | 15           | 1.2%          |
| 49-54 months   | 10           | 0.8%          |
| 55-60 months   | 4            | 0.3%          |
| 61-66 months   | 3            | 0.2%          |
| 67-72 months   | 1            | 0.1%          |
| Over 72 months | 6            | 0.5%          |
| <b>Total</b>   | <b>1,257</b> | <b>100.0%</b> |

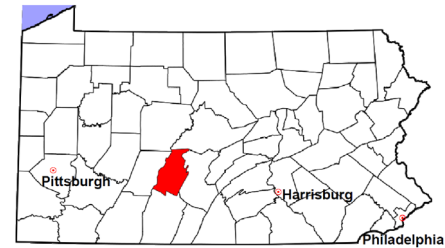
Docketed Cases, 2015-2024





# Blair County

2024 Population estimate: 120,269  
 Class of County: 5th  
 No. of Common Pleas Court Judgeships: 5



## 2024 Civil - Docketed Cases Listed by Case Type

|                                     |            |              |                                  |              |               |
|-------------------------------------|------------|--------------|----------------------------------|--------------|---------------|
| <b>TORT</b>                         | <b>86</b>  | <b>7.7%</b>  | <b>REAL PROPERTY</b>             | <b>252</b>   | <b>22.5%</b>  |
| <i>(does not include mass tort)</i> |            |              | Ejectment*                       | 41           |               |
| Intentional                         | 1          |              | Eminent Domain/Condemnation*     | 16           |               |
| Malicious Prosecution               | 0          |              | Ground Rent                      | 0            |               |
| Motor Vehicle                       | 43         |              | Landlord/Tenant Dispute          | 28           |               |
| Nuisance                            | 0          |              | Mortgage Foreclosure:            |              |               |
| Premise Liability                   | 17         |              | Residential*                     | 139          |               |
| Product Liability                   | 0          |              | Commercial*                      | 0            |               |
| Slander/Libel/Defamation            | 2          |              | Partition of Real Property*      | 4            |               |
| Other                               | 23         |              | Quiet Title*                     | 21           |               |
| <b>MASS TORT</b>                    | <b>0</b>   |              | Other*                           | 3            |               |
| Asbestos                            | 0          |              | <b>CIVIL APPEALS</b>             | <b>23</b>    | <b>2.1%</b>   |
| Tobacco                             | 0          |              | <i>- Administrative Agencies</i> |              |               |
| Toxic Tort - DES                    | 0          |              | Board of Assessment*             | 0            |               |
| Toxic Tort - Implant                | 0          |              | Board of Elections*              | 0            |               |
| Toxic Waste                         | 0          |              | Dept. of Transportation*         | 0            |               |
| Other                               | 0          |              | Zoning Board*                    | 0            |               |
| <b>PROFESSIONAL LIABILITY</b>       | <b>12</b>  | <b>1.1%</b>  | Statutory Appeal - Other*        | 0            |               |
| Dental                              | 0          |              | Other*                           | 23           |               |
| Legal                               | 1          |              | <b>MISCELLANEOUS</b>             | <b>39</b>    | <b>3.5%</b>   |
| Medical Malpractice                 | 11         |              | Common Law/                      |              |               |
| Other                               | 0          |              | Statutory Arbitration*           | 0            |               |
| <b>CONTRACT</b>                     | <b>708</b> | <b>63.2%</b> | Declaratory Judgment*            | 7            |               |
| <i>(does not include judgments)</i> |            |              | Mandamus*                        | 0            |               |
| Buyer Plaintiff                     | 3          |              | Non-Domestic Relations           |              |               |
| Debt Collection: Credit Card        | 552        |              | Restraining Order*               | 4            |               |
| Debt Collection: Other              | 120        |              | Quo Warranto*                    | 0            |               |
| Employment Dispute: Discrimination  | 0          |              | Replevin*                        | 19           |               |
| Employment Dispute: Other           | 10         |              | Other*                           | 9            |               |
| Other                               | 23         |              |                                  |              |               |
| <b>Of the Docketed Cases:</b>       |            |              | <b>TOTAL DOCKETED CASES:</b>     | <b>1,120</b> | <b>100.0%</b> |
| Pro Se Filings:                     | 41         | 3.7%         | Class Action Suits:              | 0            |               |
|                                     |            |              | MDJ Appeals:                     | 82           | 7.3%          |

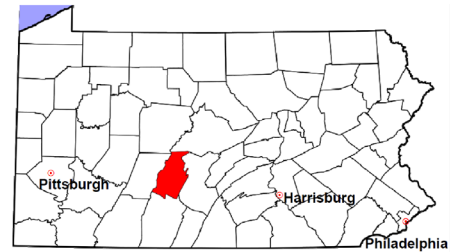
\*Civil Other

# Blair County

2024 Population estimate: 120,269

Class of County: 5th

No. of Common Pleas Court Judgeships: 5



## 2024 Protection From Abuse

**No. of  
Petitions**

Cases Pending 1/1/2024

172

New Cases Filed in 2024

517

*Of these, Petitions Requesting Temporary Orders: 517 (100.0%)*

*Temporary Orders DENIED: 17 (3.3%), Temporary Orders GRANTED: 500 (96.7%)*

### Cases Available for Processing

**689**

Processed By:

Temporary Order DENIED After Ex Parte Hearing and No Evidentiary Hearing Scheduled

0

Temporary Order DISMISSED After Evidentiary Hearing and No Final Order Entered

8

1.6%

Final Order DENIED After Evidentiary Hearing Before a Judge or a Judicial Officer

21

4.2%

Final Order GRANTED After Evidentiary Hearing Before a Judge or a Judicial Officer

124

24.8%

Plaintiff Did Not Appear For Evidentiary Hearing

54

10.8%

Final Order by STIPULATION OR AGREEMENT Between the Parties

133

26.6%

Petition WITHDRAWN by Plaintiff

154

30.8%

TRANSFERRED to Another Jurisdiction

0

Other

6

1.2%

### Cases Processed

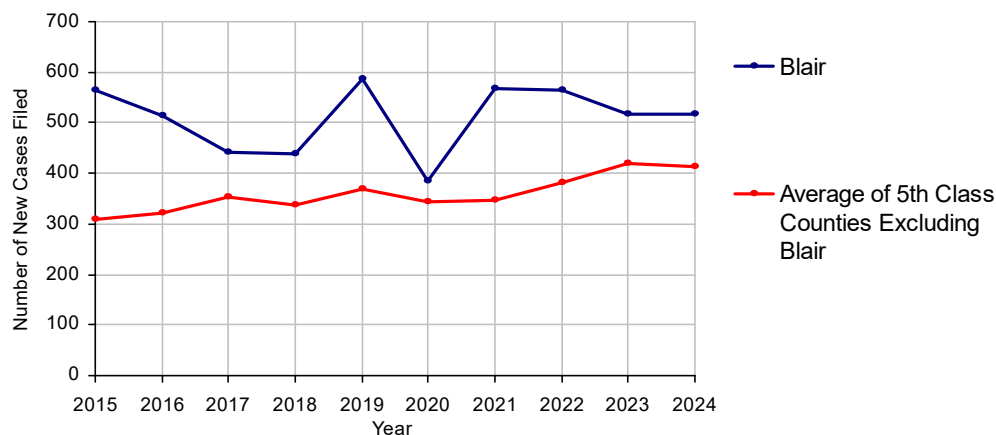
**500**

**100.0%**

### Cases Pending 12/31/2024

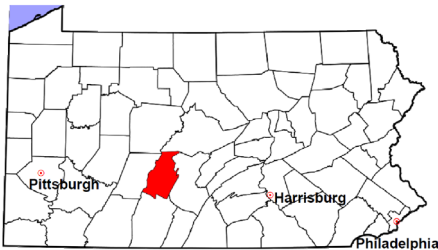
**189**

PFA New Cases Filed, 2015-2024



# Blair County

2024 Population estimate: 120,269  
Class of County: 5th  
No. of Common Pleas Court Judgeships: 5



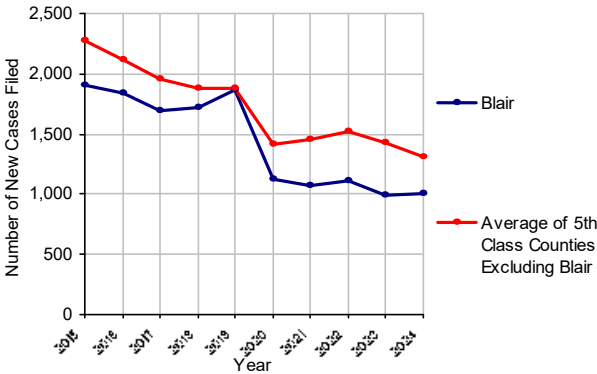
| 2024 Spousal & Child Support   | No. of Petitions |        |
|--------------------------------|------------------|--------|
| Cases Pending 1/1/2024         | 287              |        |
| New Cases Filed in 2024        | 1,001            |        |
| Dockets Transferred In (+)     | 16               |        |
| Dockets Transferred Out (-)    | 6                |        |
| Cases Available for Processing | 1,298            |        |
| Processed By:                  |                  |        |
| Judge                          | 76               | 8.1%   |
| Intake Officer                 | 867              | 91.9%  |
| Hearing Officer                | 0                |        |
| Other                          | 0                |        |
| Cases Processed                | 943              | 100.0% |
| Cases Pending 12/31/2024       | 355              |        |

Data provided by PACSES

| 2024 Paternity                     | No. of Cases |        |
|------------------------------------|--------------|--------|
| Acknowledgements Filed:            |              |        |
| Non-Domestic Relations Section     | 106          | 79.1%  |
| During Conference                  | 25           | 18.7%  |
| Non-Stipulated (post genetic test) | 1            | 0.7%   |
| Pre-Trial Conference               | 2            | 1.5%   |
| Total                              | 134          | 100.0% |
| Established:                       |              |        |
| Stipulated by Genetic Tests        | 12           | 48.0%  |
| Default - Father Failed to Appear  | 1            | 4.0%   |
| Adjudication by Court Proceeding   | 0            |        |
| Out of State                       | 12           | 48.0%  |
| Total                              | 25           | 100.0% |
| Cases Pending 12/31/2024           | 65           |        |

Data provided by PACSES

Spousal & Child Support New Cases Filed, 2015-2024



## DEFINITIONS:

### ACKNOWLEDGEMENTS FILED:

NON-DOMESTIC RELATIONS SECTION: The voluntary Acknowledgement of Paternity by the alleged father.  
DURING CONFERENCE: The alleged father signed the Acknowledgement of Paternity-Waiver of Trial (PE-010) at the initial child support conference.  
NON-STIPULATED (POST GENETIC TEST): The alleged father signed the Acknowledgement of Paternity-Waiver of Trial after genetic tests were conducted and resulted in the alleged father being determined to be the biological father.  
PRE-TRIAL CONFERENCE: The alleged father signed the Acknowledgement of Paternity-Waiver of Trial at the pre-trial conference.

### ESTABLISHED:

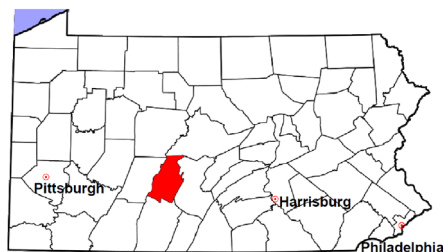
STIPULATED BY GENETIC TESTS: The alleged father requested genetic tests and signed a stipulation that if the test results had a 99% or higher probability of paternity then the alleged father would be stipulated as the biological father of the child.  
DEFAULT - FATHER FAILED TO APPEAR: The alleged father failed to appear after being served for either a support conference, hearing, or genetic test and a default paternity order was entered by the court.  
ADJUDICATION BY COURT PROCEEDING: The alleged father was determined to be the biological father of the child through a court proceeding.  
OUT OF STATE: Paternity was established in another state, "Out of state only".

# Blair County

2024 Population Estimate: 120,269

Class of County: 5th

No. of Common Pleas Court Judgeships: 5



## 2024 Custody/Partial Custody/Visitation

No. of  
Petitions

Cases Pending 1/1/2024

359

New Cases Filed in 2024

311

**Cases Available for Processing**

**670**

Processed By:

Judge

27

8.1%

Non-Judicial Officer

191

57.2%

Administrative Review/Purge

1

0.3%

Other

115

34.4%

**Cases Processed**

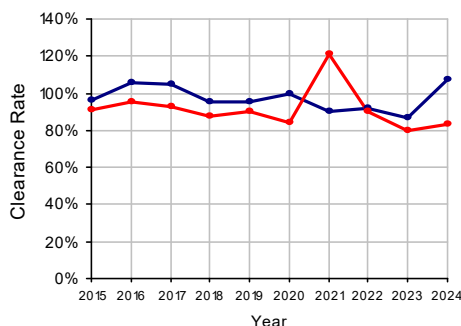
**334**

**100.0%**

**Cases Pending 12/31/2024**

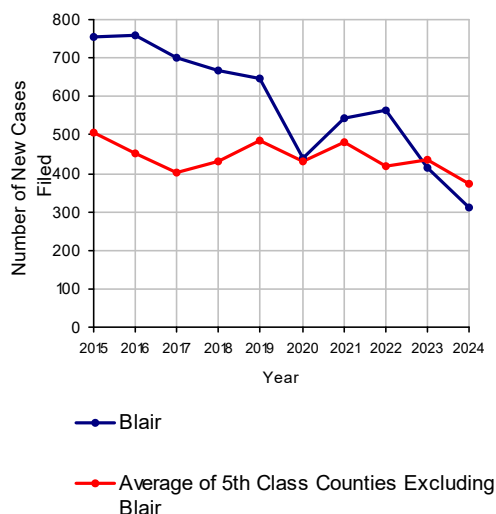
**336**

Clearance Rate, 2015-2024

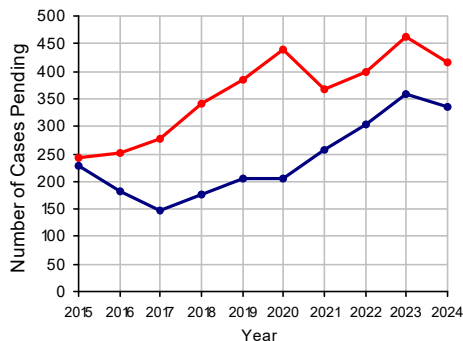


Note: Clearance Rate = Cases Processed / New Cases Filed

Custody/Partial Custody/Visitation New Cases Filed, 2015-2024



Cases Pending at the End of Year, 2015-2024

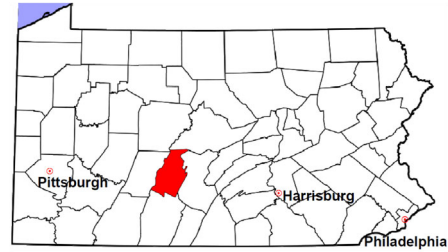


# Blair County

2024 Population estimate: 120,269

Class of County: 5th

No. of Common Pleas Court Judgeships: 5



## 2024 Divorce

### No. of Petitions

Cases Pending 1/1/2024

1,045

New Cases Filed in 2024

327

**Cases Available for Processing**

**1,372**

Processed By:

Contested Before a Judge

3

1.1%

Contested Before a Non-Judicial Officer

5

1.8%

Uncontested

277

97.2%

Administrative Review/Purge

0

Other

0

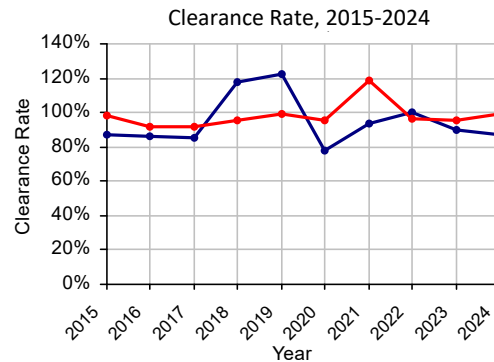
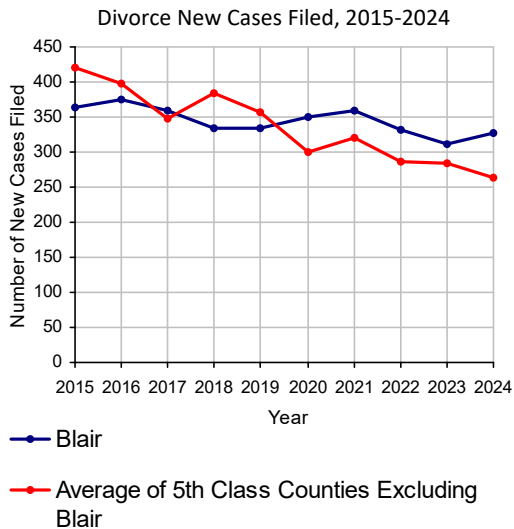
**Cases Processed**

**285**

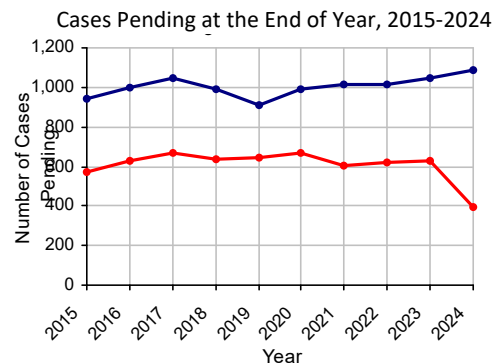
**100.0%**

**Cases Pending 12/31/2024**

**1,087**



Note: Clearance Rate = Cases Processed / New Cases Filed

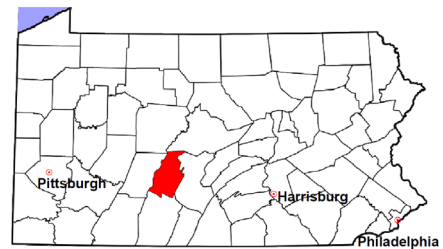


# Blair County

2024 Population estimate: 120,269

Class of County: 5th

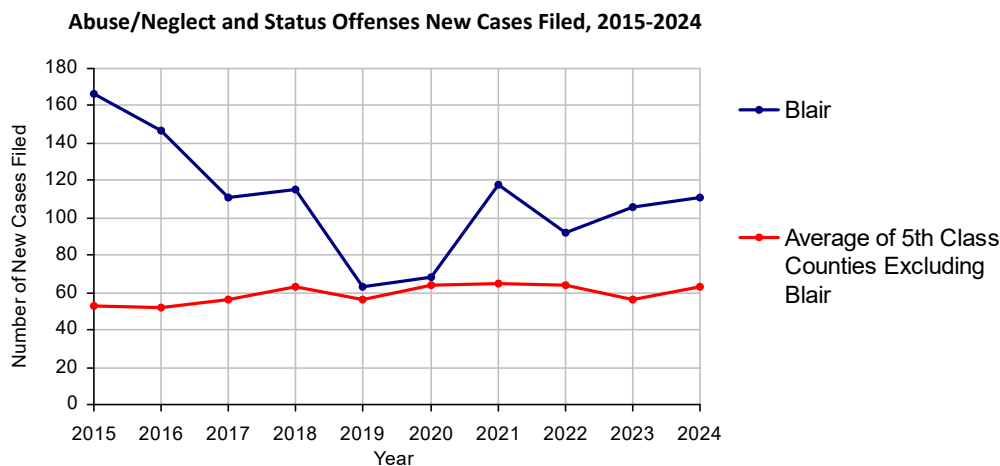
No. of Common Pleas Court Judgeships: 5



## 2024 Juvenile Dependency - Petitions Pending Adjudication

|   | Abuse/<br>Neglect | Status<br>Offenses | Total      |
|---|-------------------|--------------------|------------|
| Cases Pending 1/1/2024                          | 36                | 0                  | 36         |
| New Petitions Filed in 2024                     | 111               | 0                  | 111        |
| Other   | 19                | 0                  | 19         |
| <b>Total Petitions Available for Processing</b> | <b>166</b>        | <b>0</b>           | <b>166</b> |
| Processed by:                                   |                   |                    |            |
| Adjudicated Dependent                           |                   |                    |            |
| Judge   | 88                | 0                  | 88         |
| Juvenile Court Hearing Officer                  | 10                | 0                  | 10         |
| Adjudicated NOT Dependent                       |                   |                    |            |
| Judge   | 7                 | 0                  | 7          |
| Juvenile Court Hearing Officer                  | 1                 | 0                  | 1          |
| Withdrawn/Transferred                           | 5                 | 0                  | 5          |
| Dismissed/Other                                 | 4                 | 0                  | 4          |
| <b>Total Petitions Processed</b>                | <b>115</b>        | <b>0</b>           | <b>115</b> |
| <b>Cases Pending 12/31/2024</b>                 | <b>51</b>         | <b>0</b>           | <b>51</b>  |

Data provided by Common Pleas Case Management System

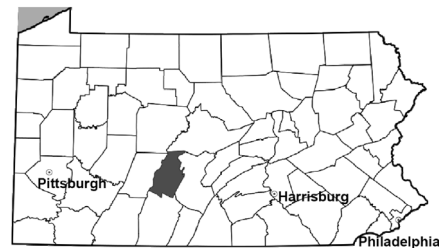


# Blair County

2024 Population estimate: 120,269

Class of County: 5th

No. of Common Pleas Court Judgeships: 5



## 2024 Juvenile Dependency - Adjudicated Dependent Inventory

|  | Abuse/<br>Neglect | Status<br>Offenses | Total      |
|--|-------------------|--------------------|------------|
| Cases Pending 1/1/2024                   | 129               | 1                  | 130        |
| New Adjudicated Dependent Cases          | 98                | 0                  | 98         |
| Other                                    | 2                 | 0                  | 2          |
| <b>Total Adjudicated Dependent Cases</b> | <b>229</b>        | <b>1</b>           | <b>230</b> |

### Court Supervision Terminated:

|                                    |    |       |          |    |       |
|------------------------------------|----|-------|----------|----|-------|
| Family Reunification               | 21 | 21.6% | 0        | 21 | 21.4% |
| Adoption                           | 14 | 14.4% | 0        | 14 | 14.3% |
| Placement with a Relative/Guardian | 51 | 52.6% | 1 100.0% | 52 | 53.1% |
| Aged Out                           | 3  | 3.1%  | 0        | 3  | 3.1%  |
| Other Permanency Outcomes*         | 2  | 2.1%  | 0        | 2  | 2.0%  |
| Other**                            | 6  | 6.2%  | 0        | 6  | 6.1%  |

|   |            |               |          |               |            |               |
|---|------------|---------------|----------|---------------|------------|---------------|
| <b>Total Adjudicated Dependent Cases Terminated</b> | <b>97</b>  | <b>100.0%</b> | <b>1</b> | <b>100.0%</b> | <b>98</b>  | <b>100.0%</b> |
| <b>Cases Pending 12/31/2024</b>                     | <b>132</b> |               | <b>0</b> |               | <b>132</b> |               |

Data provided by Common Pleas Case Management System

\* Other Permanency Outcomes include: adjudicated delinquent, death due to natural causes, emancipation, permanent living arrangement, and parent has come forward.

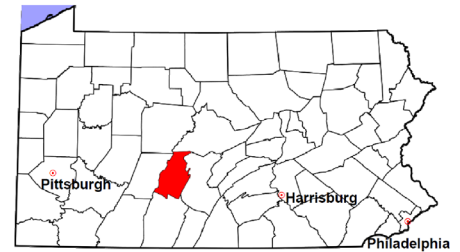
\*\* Other includes cases where court supervision is terminated due to transfer out of jurisdiction, withdrawal and administrative closure.

# Blair County

2024 Population estimate: 120,269

Class of County: 5th

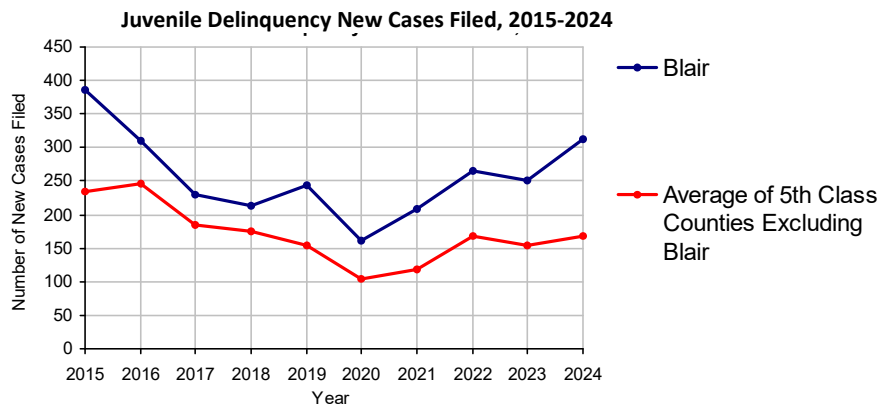
No. of Common Pleas Court Judgeships: 5



## 2024 Juvenile Delinquency - Cases Pending Disposition

|  |            |
|--|------------|
| <b>Begin Pending</b>                                       | <b>90</b>  |
| <b>New Cases</b>   | <b>312</b> |
| Consent Decree Revoked                                     | 1          |
| Informal Adjustment Program Revoked                        | 0          |
| Alternative Program Revoked                                | 0          |
| Warrant Returned   | 1          |
| Other  | 26         |
| <b>Total Cases Available for Disposition</b>               | <b>430</b> |
| <b>Warrant Issued</b>                                      | <b>6</b>   |
| <b>Disposed by:</b>  |            |
| Adjudicated Delinquent by a Judge                          | 87         |
| Adjudicated Delinquent by a Juvenile Court Hearing Officer | 0          |
| Consent Decree Entered                                     | 134        |
| Informal Adjustment Program Entered                        | 25         |
| Warned and Counseled (Pre-Petition)                        | 1          |
| Dismissed/Withdrawn/Transferred                            | 6          |
| Transferred to Criminal Court                              | 4          |
| Other  | 54         |
| <b>Total Cases Disposed</b>                                | <b>311</b> |
| <b>End Pending</b>   | <b>113</b> |

Data provided by Common Pleas Case Management System





# Blair County

2024 Population: 120,269  
Class of County: 5th  
No. of Common Pleas Judgeships: 5

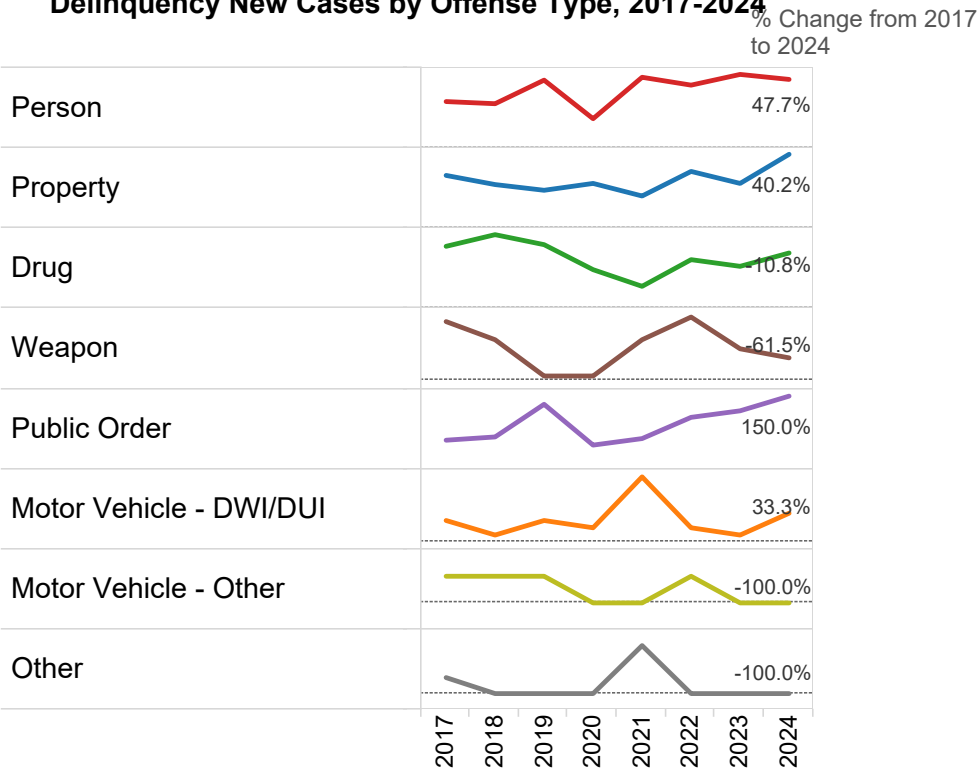


## 2024 Delinquency - New Cases by Offense Type

| Case Type               | Felony | Misdemeanor | Summary | Total  |        |
|-------------------------|--------|-------------|---------|--------|--------|
| Person                  | 28     | 68          | 0       | 96     | 30.8%  |
| Property                | 63     | 66          | 0       | 129    | 41.3%  |
| Drug                    | 3      | 30          | 0       | 33     | 10.6%  |
| Weapon                  | 1      | 4           | 0       | 5      | 1.6%   |
| Public Order            | 12     | 33          | 0       | 45     | 14.4%  |
| Motor Vehicle - DWI/DUI | 0      | 4           | 0       | 4      | 1.3%   |
| Motor Vehicle - Other   | 0      | 0           | 0       | 0      | 0.0%   |
| Other                   | 0      | 0           | 0       | 0      | 0.0%   |
| Total                   | 107    | 205         | 0       | 312    | 100.0% |
|                         | 34.3%  | 65.7%       | 0.0%    | 100.0% |        |

Data provided by Common Pleas Case Management System

## Delinquency New Cases by Offense Type, 2017-2024

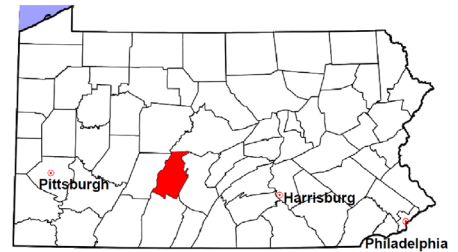


# Blair County

2024 Population estimate: 120,269

Class of County: 5th

No. of Common Pleas Court Judgeships: 5



---

## 2024 Juvenile Delinquency - Formal Dispositions

---

|  |            |
|--|------------|
| <b>Begin Pending</b>                                       | <b>103</b> |
| Adjudicated Delinquent by a Judge                          | 87         |
| Adjudicated Delinquent by a Juvenile Court Hearing Officer | 0          |
| Warrant Returned   | 4          |
| Other  | 14         |
| <b>Total Adjudicated Delinquent Cases</b>                  | <b>208</b> |
| <b>Warrant Issued</b>                                      | <b>0</b>   |
| <b>Court Supervision Terminated:</b>                       |            |
| Conditions Satisfied                                       | 5          |
| Compelling Reasons   | 41         |
| Reached Age 21   | 0          |
| Transferred to Another Juvenile Court                      | 0          |
| Other  | 23         |
| <b>Total Adjudicated Delinquent Cases Terminated</b>       | <b>69</b>  |
| <b>End Pending</b>   | <b>139</b> |

---

(R) - Revised

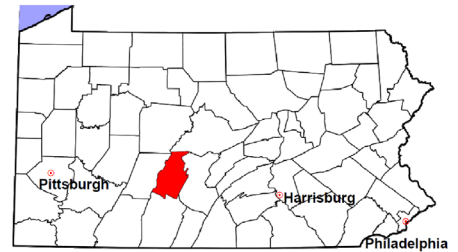
Data provided by Common Pleas Case Management System

# Blair County

2024 Population estimate: 120,269

Class of County: 5th

No. of Common Pleas Court Judgeships: 5



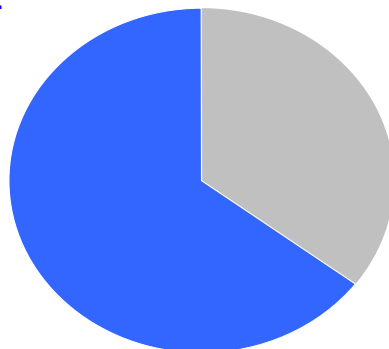
## 2024 Juvenile Delinquency - Informal Dispositions

|   |            |
|---|------------|
| <b>Pending Consent Decrees</b>                    | <b>84</b>  |
| <b>Pending Informal Adjustments</b>               | <b>4</b>   |
| New Consent Decrees                               | 134        |
| <b>New Informal Adjustments</b>                   | <b>25</b>  |
| Warrant Returned                                  | 0          |
| <b>Other</b>                                      | <b>2</b>   |
| <b>Cases Informally Disposed</b>                  | <b>249</b> |
| <b>Warrant Issued</b>                             | <b>1</b>   |
| <b>Terminated by:</b>                             |            |
| Consent Decree Completed                          | 111        |
| <b>Informal Adjustment Completed</b>              | <b>21</b>  |
| Consent Decree Revoked                            | 1          |
| Informal Adjustment Program Revoked               | 0          |
| <b>Other</b>                                      | <b>27</b>  |
| <b>Total Informally Disposed Cases Terminated</b> | <b>160</b> |
| <b>End Pending</b>                                | <b>88</b>  |

(R) - Revised

Data provided by Common Pleas Case Management System

Informal  
Dispositions: **65%**



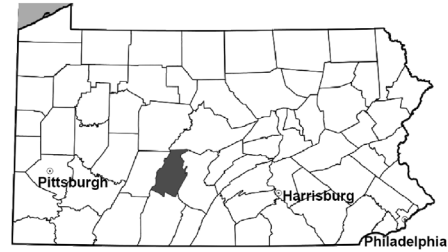
Delinquency Cases are disposed either formally, at a proceeding held before a judge or hearing officer, or informally without a proceeding. Informal dispositions include informal adjustments supervised by a juvenile probation officer; consent decrees agreed upon with the District Attorney after a petition is filed; or other pre-petition process by the juvenile probation department.

# Blair County

2024 Population estimate: 120,269

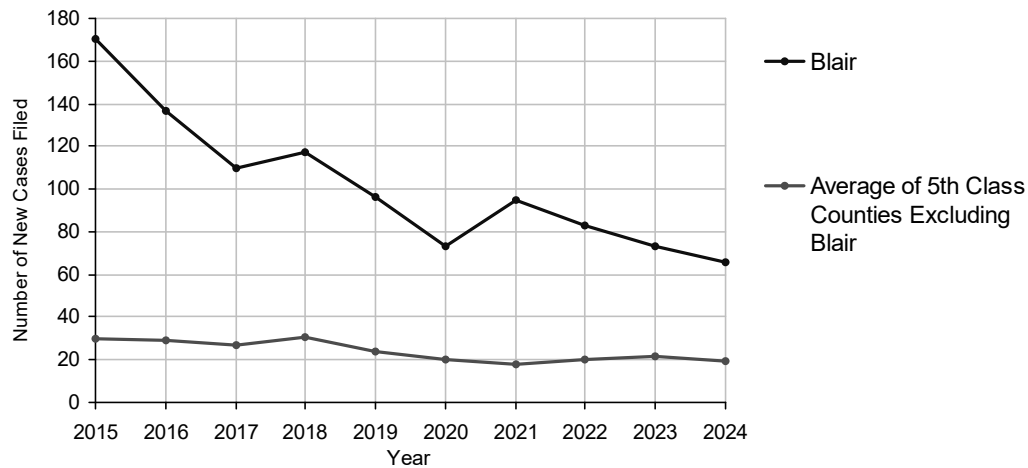
Class of County: 5th

No. of Common Pleas Court Judgeships: 5



| 2024 Accounts                           | No. of Cases |               |
|---|--------------|---------------|
| Cases Pending 1/1/2024                  | 94           |               |
| New Cases Filed in 2024                 | 66           |               |
| <b>Cases Available for Processing</b>   | <b>160</b>   |               |
| Processed By:                           |              |               |
| Contested before a Judge                | 0            |               |
| Contested before a Non-Judicial Officer | 0            |               |
| Uncontested                             | 64           | 98.5%         |
| Other                                   | 1            | 1.5%          |
| <b>Cases Processed</b>                  | <b>65</b>    | <b>100.0%</b> |
| <b>Cases Pending 12/31/2024</b>         | <b>95</b>    |               |

Accounts New Cases Filed, 2015-2024

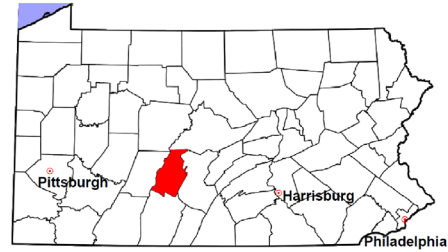


# Blair County

2024 Population estimate: 120,269

Class of County: 5th

No. of Common Pleas Court Judgeships: 5



## 2024 Adoptions

**No. of  
Cases**

Cases Pending 1/1/2024

26

New Cases Filed in 2024

54

**Cases Available for Processing**

**80**

Processed By:

Contested before a Judge

Granted

0

Denied

0

Uncontested

Granted

57 100.0%

Denied

0

Other

0

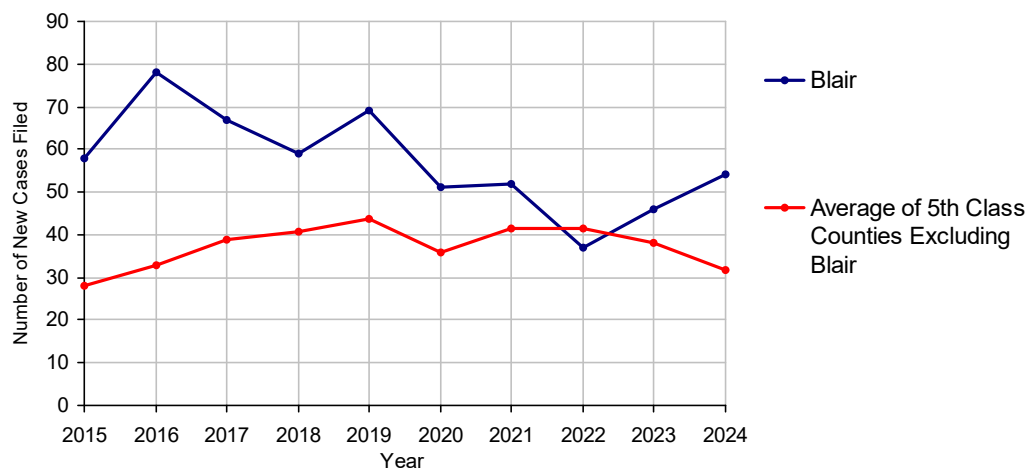
**Cases Processed**

**57 100.0%**

**Cases Pending 12/31/2024**

**23**

Adoptions New Cases Filed, 2015-2024

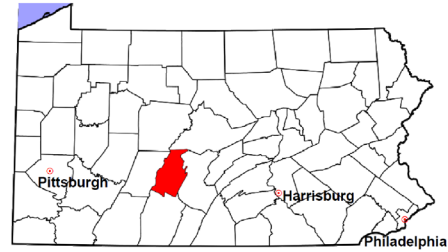


# Blair County

2024 Population estimate: 120,269

Class of County: 5th

No. of Common Pleas Court Judgeships: 5



## 2024 Relinquishments/Terminations

**No. of  
Cases**

Cases Pending 1/1/2024

51

New Cases Filed in 2024

49

**Cases Available for Processing**

**100**

Processed By:

Contested before a Judge

0

Uncontested

55

90.2%

Other

6

9.8%

**Cases Processed**

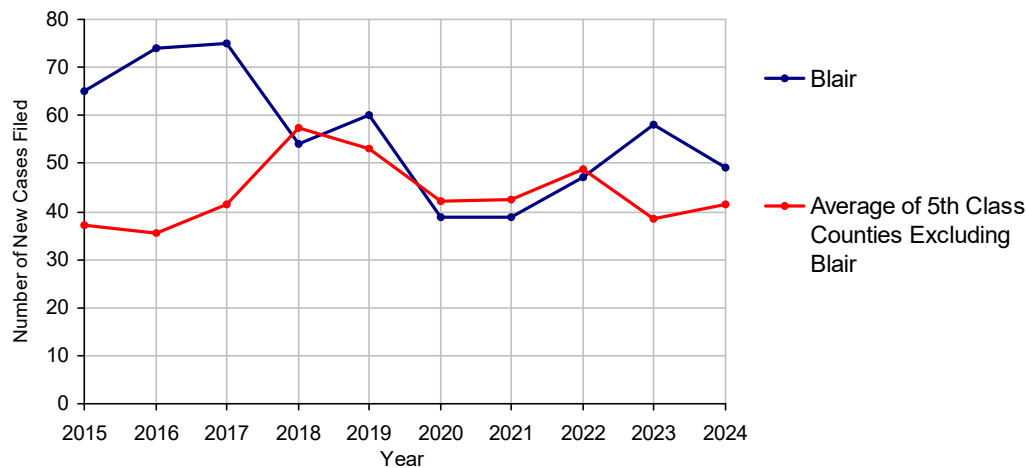
**61**

**100.0%**

**Cases Pending 12/31/2024**

**39**

Relinquishments/Terminations New Cases Filed, 2015-2024

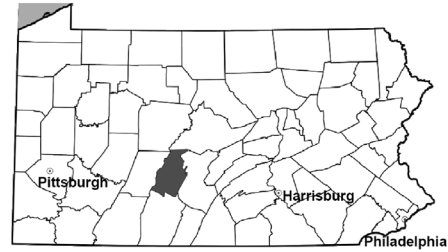


# Blair County

2024 Population estimate: 120,269

Class of County: 5th

No. of Common Pleas Court Judgeships: 5



## 2024 Appointment of Guardians

**No. of  
Cases**

Cases Pending 1/1/2024

16

New Cases Filed in 2024

52

**Cases Available for Processing**

**68**

Processed By:

Contested before a Judge

0

Uncontested

51

87.9%

Other

7

12.1%

**Cases Processed**

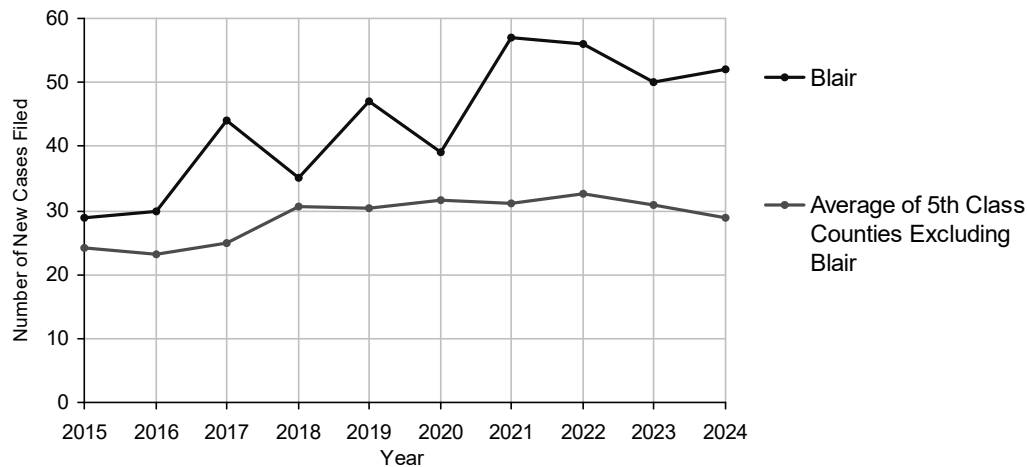
**58**

**100.0%**

**Cases Pending 12/31/2024**

**10**

**Appointment of Guardians New Cases Filed, 2015-2024**

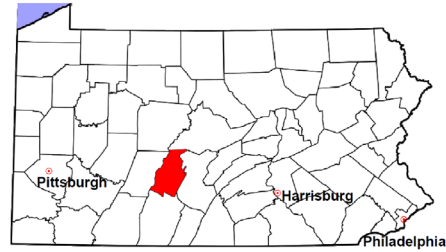


# Blair County

2024 Population estimate: 120,269

Class of County: 5th

No. of Common Pleas Court Judgeships: 5



## 2024 Jury Yield and Utilization

### Jury Yield

|   |        |   |       |  |  |
|---|--------|---|-------|--|--|
| Qualification Questionnaires/Summonses Mailed:          | 18,076 | A |       |  |  |
| Returned Undeliverable:                                 | 924    | B | 5.1%  |  |  |
| Not Responded to:                                       | 2,927  | C | 16.2% |  |  |
| the Number of Prospective Jurors:                       |        |   |       |  |  |
| Disqualified:   | 1,212  | D | 6.7%  |  |  |
| Exempted:   | 1,107  | E | 6.1%  |  |  |
| Excused:  | 6,588  | F | 36.4% |  |  |
| Deferred to New Term:                                   | 0      | G |       |  |  |
| Deferred from Previous Term:                            | 0      | H |       |  |  |
| Total Number of Qualified Jurors Available for Service: | 5,318  | I | 29.4% |  |  |
| $I=A-B-C-D-E-F-G+H$                                     |        |   |       |  |  |

Of Qualification Questionnaires/ Summonses Mailed

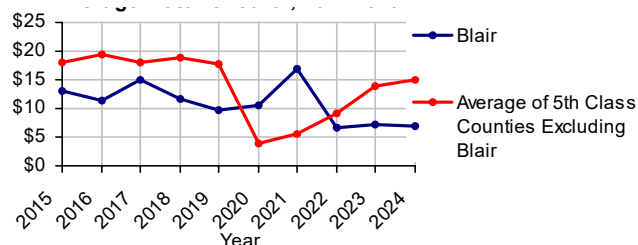
### Jury Utilization

|   |       |  |       |  |                |
|---|-------|--|-------|--|----------------|
| the Number of Jurors:                             |       |  |       |  |                |
| Reporting for Service:                            | 4,995 |  | 93.9% |  |                |
| Told Not to Report for Service:                   | 449   |  | 8.4%  |  |                |
| Sent to Courtroom for Jury Selection (Voir Dire): | 3,287 |  | 65.8% |  |                |
| Impaneled or Sworn (jurors/alternates):           | 1,142 |  | 22.9% |  |                |
| Removed for Cause/Hardship:                       | 916   |  |       |  |                |
| Removed by Peremptory Challenge:                  | 1,167 |  |       |  |                |
| Number of Jury Trials Started:                    | 63    |  |       |  |                |
| Pool Days:  | 14    |  |       |  |                |
| Zero Panel Days:                                  | 0     |  |       |  |                |
|   |       |  |       |  | (Of Pool Days) |

### Jury Costs

|   |              |   |
|---|--------------|---|
| Total Annual Budget for Juror Operations: | \$128,001.00 | J |
| Average Cost Per Juror:                   | \$7.08       | K |
| $K=J/A$                                   |              |   |

Average Cost Per Juror, 2015-2024



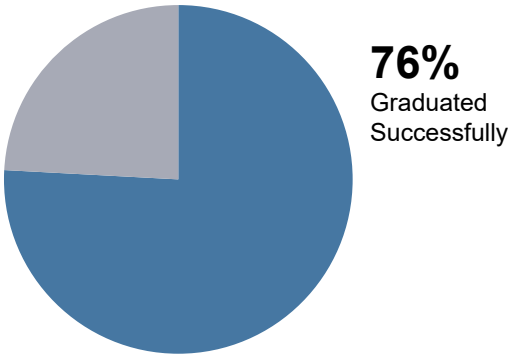


# Blair County

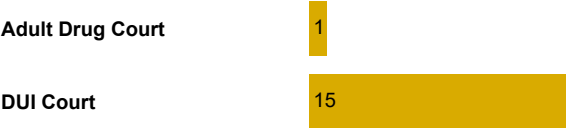
## 2024 Treatment Courts

29 Discharges

Of All Court Participants Discharged:



16 Admissions

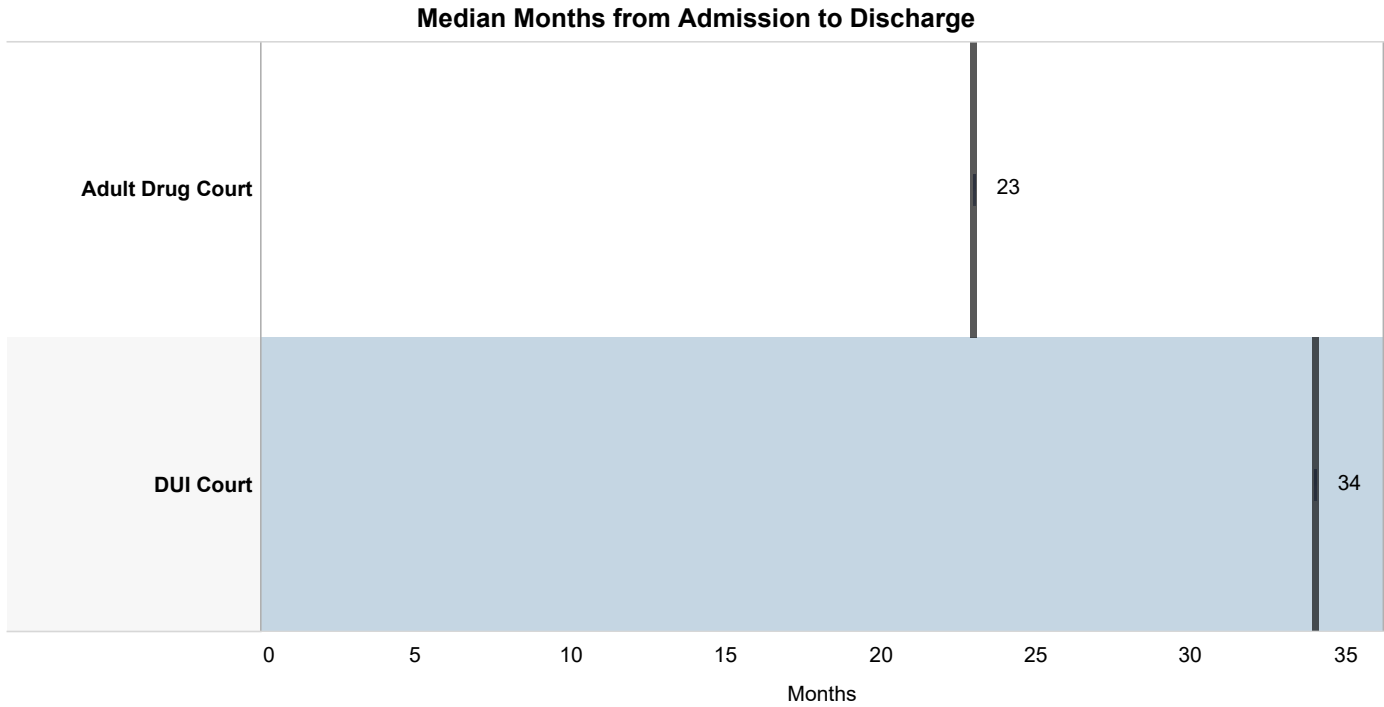


### Discharge Reason

|                  | Successfully Completed | Unsuccessful/New Offense | Unsuccessful /Non-Compliant | Other       | Total Discharges |
|------------------|------------------------|--------------------------|-----------------------------|-------------|------------------|
| Adult Drug Court | 17<br>(81.0%)          |                          | 3<br>(14.3%)                | 1<br>(4.8%) | 21<br>(100.0%)   |
| DUI Court        | 5<br>(62.5%)           | 1<br>(12.5%)             | 2<br>(25.0%)                |             | 8<br>(100.0%)    |

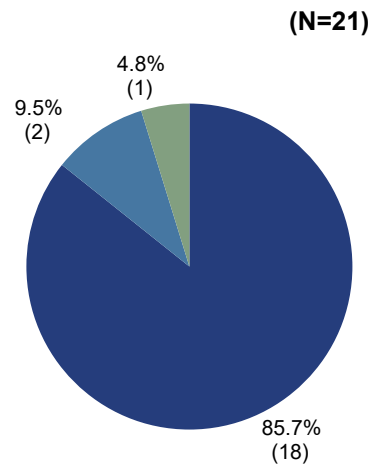
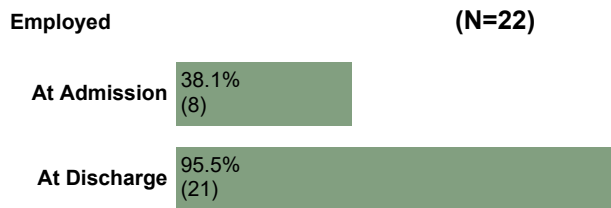
# Blair County

## 2024 Treatment Courts



Among successful graduates, there was a 163% increase in employment.

86% of the employed successful graduates were employed full time:



10% (3) of all participants have improved in **education level** at discharge.

■ Employed Full Time  
■ Employed Part Time  
■ Student Full Time



DEPARTMENT OF RESEARCH & STATISTICS

KIM NIEVES, PH.D.

DIRECTOR

ANDREW GINDER, MPA

ASSISTANT DIRECTOR

YAN LIU, M.S.

SENIOR STATISTICAL ANALYST

SASANKA ADIKARI, PH.D

DATA SCIENTIST

AMANDA PEREIRA

RESEARCH ASSISTANT