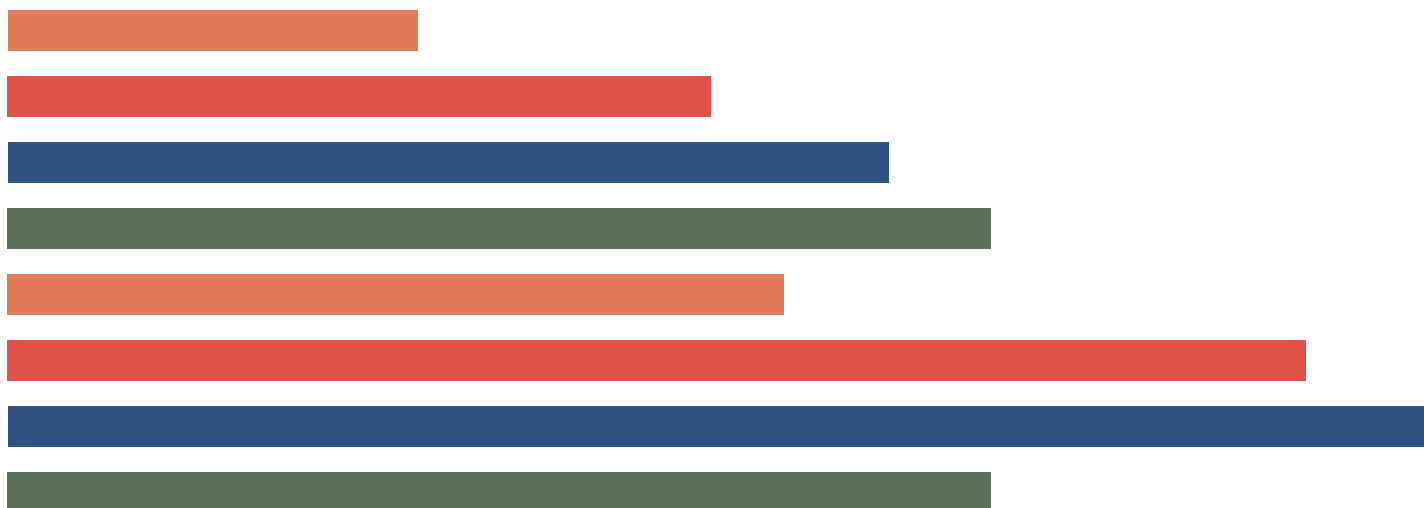
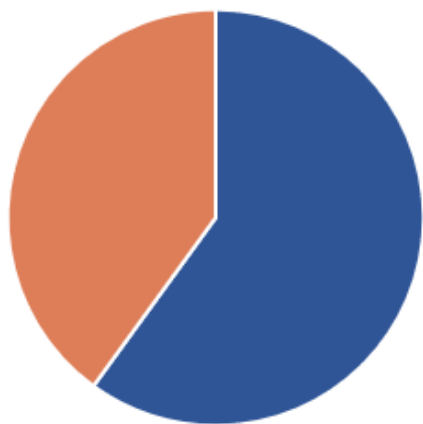


2024

Court of Common Pleas
Caseload Statistics for

Allegheny County



We are pleased to provide you with a copy of the 2024 County Caseload Display pages. They can also be viewed on the AOPC webpage at www.pacourts.us in the *News & Statistics* section under *Research & Statistics*.

Should you have any questions or comments, please do not hesitate to contact me at 717.231.3300.

Sincerely,

A handwritten signature in black ink, appearing to read 'Sasanka', is written over a horizontal line.

Sasanka Adikari, Ph.D.
Data Scientist
Department of Research and Statistics

Table of Contents

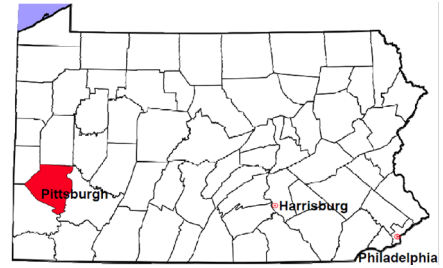
CPCMS Criminal	Page 1
CPCMS Criminal - New Cases by Case Type.....	Page 2
Civil.....	Page 3
Civil - Docketed Cases Listed by Case Type.....	Page 4
Protection From Abuse	Page 5
Spousal & Child Support and Paternity	Page 6
Custody/Partial Custody/Visitation.....	Page 7
Divorce	Page 8
Juvenile Dependency - Active Dependent Inventory	Page 9
Juvenile Dependency - Adjudicated Dependent Inventory	Page 10
Juvenile Delinquency - Cases Pending Disposition.....	Page 11
Juvenile Delinquency - New Cases by Case Type	Page 12
Juvenile Delinquency - Formal Dispositions	Page 13
Juvenile Delinquency - Informal Dispositions	Page 14
Accounts.....	Page 15
Adoptions.....	Page 16
Relinquishments/Terminations	Page 17
Appointment of Guardians	Page 18
Jury Yield and Utilization	Page 19
Treatment Courts.....	Pages 20-21

Allegheny County

2024 Population estimate: 1,231,814

Class of County: 2nd

No. of Common Pleas Court Judgeships: 43



2024 Criminal No. of Cases

Cases Pending 1/1/2024	6,140
New Cases Filed in 2024	8,876
Reopened Cases	1,229

Cases Available for Processing 16,245

Processed by:

Withdrawn/Dismissed	1,117	11.0%
Diversionsary Disposition*	1,503	14.8%
Guilty Plea	6,399	63.0%
Non-Jury Trial	222	2.2%
Jury Trial	47	0.5%
Inactive	816	8.0%
Other	57	0.6%
Total Cases Processed	10,161	100.0%

Cases Pending 12/31/2024 6,084

Cases Awaiting Sentencing 217

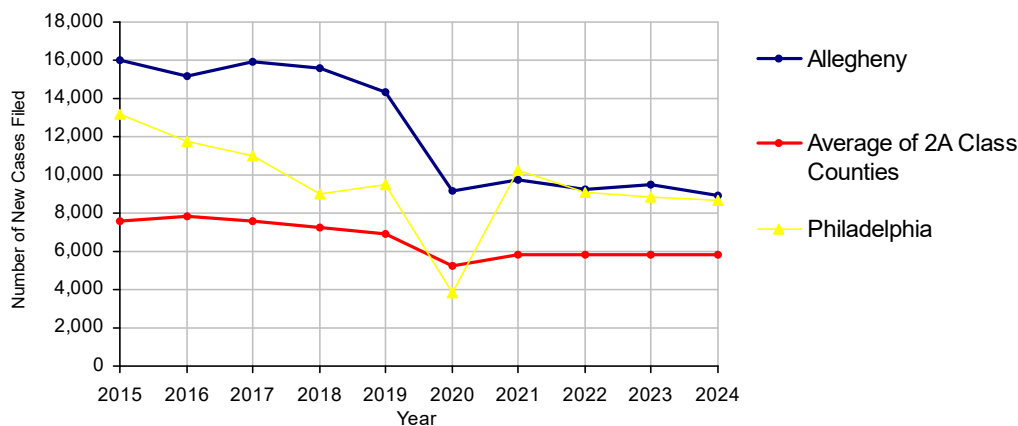
Data provided by Common Pleas Case Management System

* Includes other diversionsary programs such as Veterans Court.

Age of Pending Cases as of 12/31/2024

0-60 Days	1,692	27.8%
61-120 Days	1,229	20.2%
121-180 Days	838	13.8%
181-240 Days	625	10.3%
241-300 Days	444	7.3%
301-360 Days	261	4.3%
Over 360 Days	995	16.4%
Total	6,084	100.0%

Criminal New Cases, 2015-2024



Allegheny County

2024 Population: 1,231,814
Class of County: 2nd
No. of Common Pleas Judgeships: 43

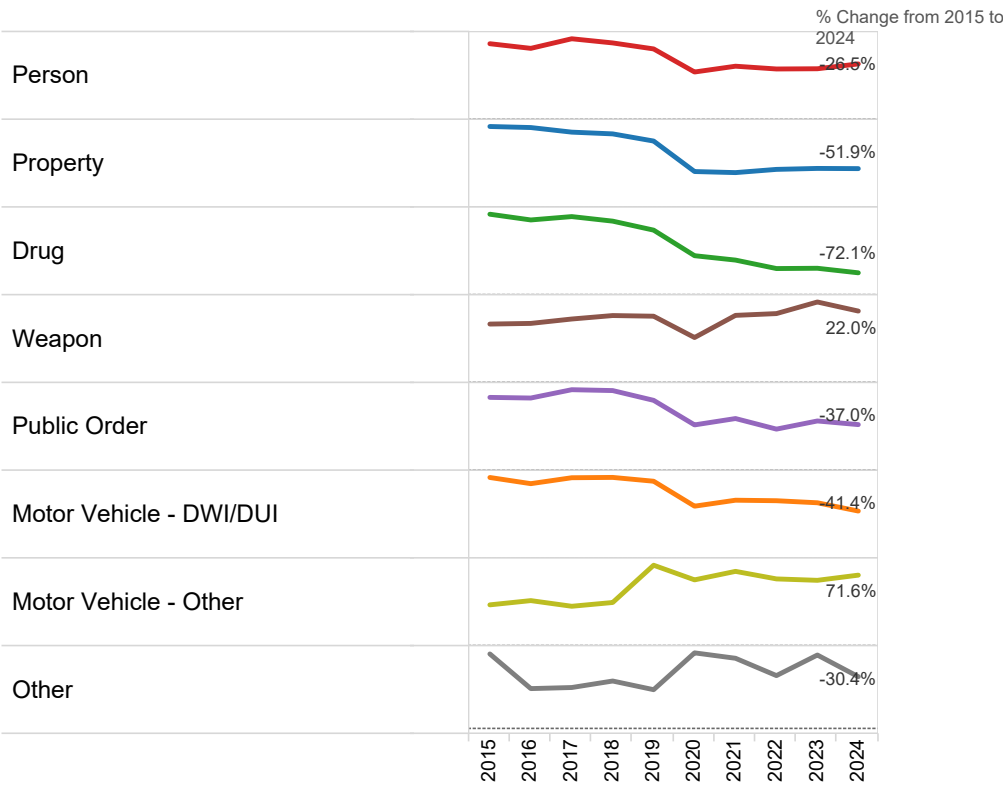


2024 Criminal - New Cases by Offense Type

Case Type	Felony	Misdemeanor	Summary	Total	
Person	1,197	777	8	1,982	22.3%
Property	1,252	534	9	1,795	20.2%
Drug	487	487	0	974	11.0%
Weapon	688	81	2	771	8.7%
Public Order	295	498	8	801	9.0%
Motor Vehicle - DWI/DUI	116	2,238	0	2,354	26.5%
Motor Vehicle - Other	9	136	6	151	1.7%
Other	47	1	0	48	0.5%
Total	4,091	4,752	33	8,876	100.0%
	46.1%	53.5%	0.4%	100.0%	

Data provided by Common Pleas Case Management System

Criminal New Cases by Offense Type, 2015-2024

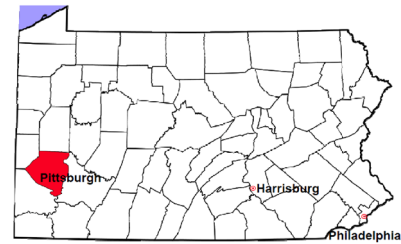


Allegheny County

2024 Population estimate: 1,231,814

Class of County: 2nd

No. of Common Pleas Court Judgeships: 43

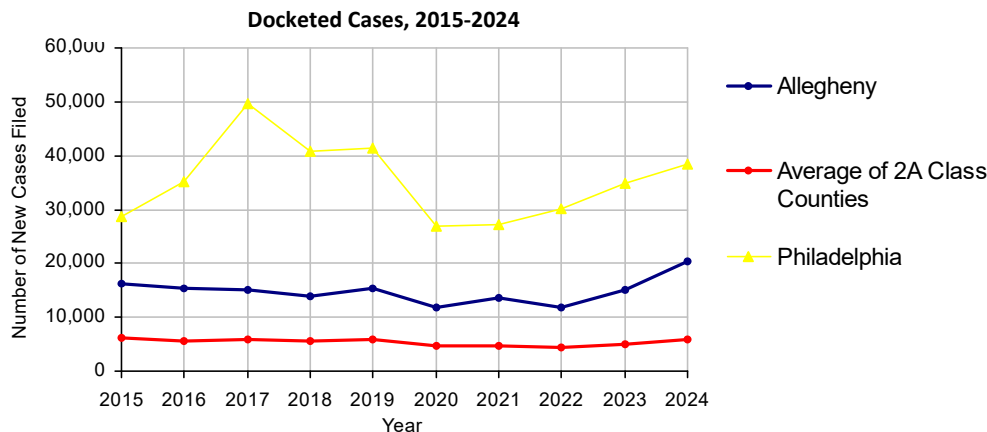


2024 Civil	Civil Action	Other	Total
Cases Pending 1/1/2024	11,386	3,289	14,675 (R)
Docketed Cases	13,378	6,887	20,265
Arbitration Appeals	485	5	490
Transferred In	8	2	10
Returned to Active	292	68	360
Cases Available for Processing	25,549	10,251	35,800
Processed By:			
Default Judgments	2,845	713	3,558
Cases Decided by Arbitration Board	1,545	11	1,556
Dispositive Motions	1,356	726	2,082
Settlements	2,993	2,495	5,488
Moved to Inactive Status	108	19	127
Transferred/Withdrawn	48	102	150
Dismissed/Discontinued	1,966	786	2,752
Administrative Purge	717	76	793
Other	217	80	297
Jury Trial	37	0	37
Non-Jury Trial	362	8	370
Total Cases Processed	12,194	5,016	17,210
Cases Pending 12/31/2024	13,355	5,235	18,590

Age of Pending Cases as of 12/31/2024 (Civil Action Only)

0-6 months	5,596	41.9%
7-12 months	1,863	13.9%
13-18 months	1,392	10.4%
19-24 months	1,160	8.7%
25-30 months	1,014	7.6%
31-36 months	733	5.5%
37-42 months	410	3.1%
43-48 months	320	2.4%
49-54 months	226	1.7%
55-60 months	166	1.2%
61-66 months	112	0.8%
67-72 months	63	0.5%
Over 72 months	300	2.2%
Total	13,355	100.0%

(R) - Revised

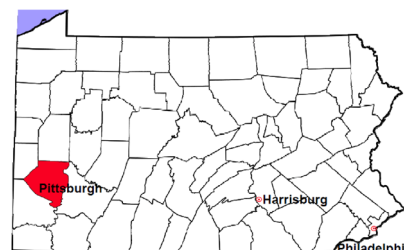


Allegheny County

2024 Population estimate: 1,231,814

Class of County: 2nd

No. of Common Pleas Court Judgeships: 43



2024 Civil - Docketed Cases Listed by Case Type

TORT 2,858 14.1%

(does not include mass tort)

Intentional	91
Malicious Prosecution	20
Motor Vehicle	1,299
Nuisance	13
Premise Liability	347
Product Liability	37
Slander/Libel/Defamation	49
Other	1,002

MASS TORT 88 0.4%

Asbestos	87
Tobacco	0
Toxic Tort - DES	1
Toxic Tort - Implant	0
Toxic Waste	0
Other	0

PROFESSIONAL LIABILITY 393 1.9%

Dental	7
Legal	47
Medical Malpractice	306
Other	33

CONTRACT 8,019 39.6%

(does not include judgments)

Buyer Plaintiff	140
Debt Collection: Credit Card	3,066
Debt Collection: Other	2,951
Employment Dispute: Discrimination	45
Employment Dispute: Other	74
Other	1,743

Of the Docketed Cases:

Pro Se Filings: 3,383 16.7% Class Action Suits: 38 0.2% MDJ Appeals: 1,882 9.3%

*Civil Other

REAL PROPERTY 4,058 20.0%

Ejectment*	198
Eminent Domain/Condemnation*	80
Ground Rent	0
Landlord/Tenant Dispute	2,020
Mortgage Foreclosure:	
Residential*	1,296
Commercial*	40
Partition of Real Property*	27
Quiet Title*	397
Other*	0

CIVIL APPEALS 4,673 23.1%

- Administrative Agencies

Board of Assessment*	3,895
Board of Elections*	4
Dept. of Transportation*	690
Zoning Board*	17
Statutory Appeal - Other*	67
Other*	0

MISCELLANEOUS 176 0.9%

Common Law/	
Statutory Arbitration*	10
Declaratory Judgment*	60
Mandamus*	16
Non-Domestic Relations	
Restraining Order*	0
Quo Warranto*	1
Replevin*	89
Other*	0

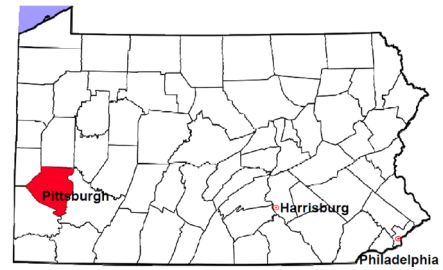
TOTAL DOCKETED CASES: 20,265 100.0%

Allegheny County

2024 Population estimate: 1,231,814

Class of County: 2nd

No. of Common Pleas Court Judgeships: 43



2024 Protection From Abuse

**No. of
Petitions**

Cases Pending 1/1/2024

308

New Cases Filed in 2024

3,922

Of these, Petitions Requesting Temporary Orders: 3,922 (100.0%)

Temporary Orders DENIED: 430 (11.0%), Temporary Orders GRANTED: 3,492 (89.0%)

Cases Available for Processing

4,230

Processed By:

Temporary Order DENIED After Ex Parte Hearing and No Evidentiary Hearing Scheduled

267

7.1%

Temporary Order DISMISSED After Evidentiary Hearing and No Final Order Entered

0

Final Order DENIED After Evidentiary Hearing Before a Judge or a Judicial Officer

80

2.1%

Final Order GRANTED After Evidentiary Hearing Before a Judge or a Judicial Officer

635

16.8%

Plaintiff Did Not Appear For Evidentiary Hearing

887

23.5%

Final Order by STIPULATION OR AGREEMENT Between the Parties

568

15.0%

Petition WITHDRAWN by Plaintiff

1,342

35.5%

TRANSFERRED to Another Jurisdiction

0

Other

0

Cases Processed

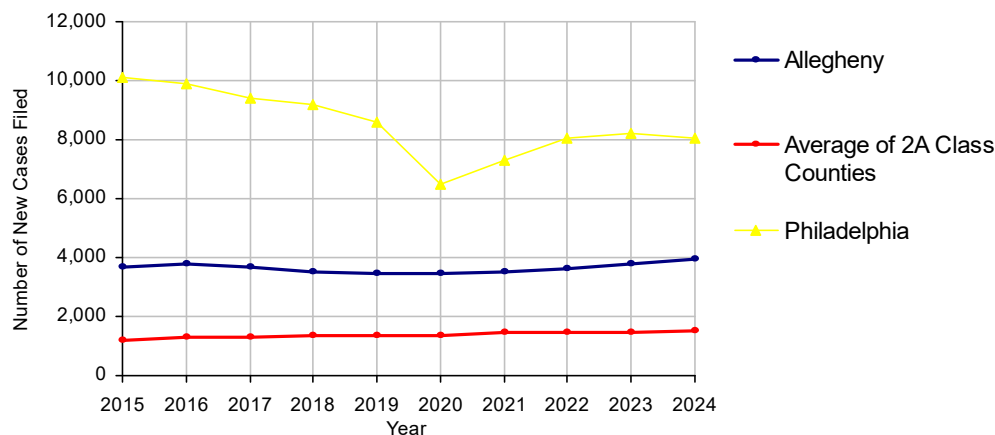
3,779

100.0%

Cases Pending 12/31/2024

451

PFA New Cases Filed, 2015-2024

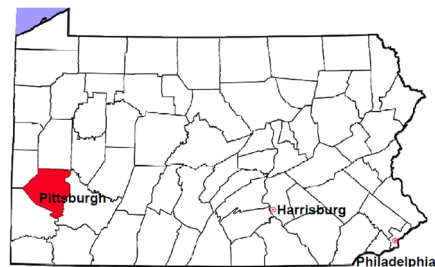


Allegheny County

2024 Population estimate: 1,231,814

Class of County: 2nd

No. of Common Pleas Court Judgeships: 43



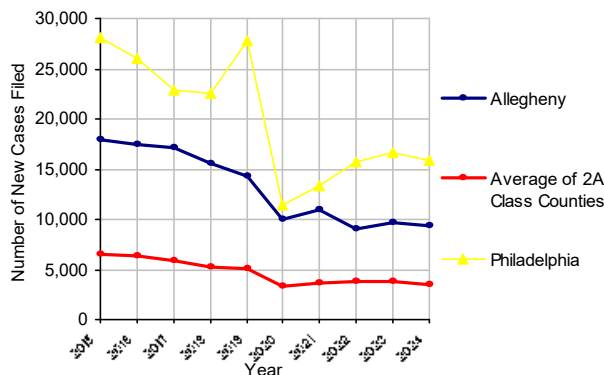
2024 Spousal & Child Support	No. of Petitions
Cases Pending 1/1/2024	4,700
New Cases Filed in 2024	9,320
Dockets Transferred In (+)	68
Dockets Transferred Out (-)	85
Cases Available for Processing	14,003
Processed By:	
Judge	157 1.7%
Intake Officer	7,182 75.9%
Hearing Officer	2,123 22.4%
Other	0
Cases Processed	9,462 100.0%
Cases Pending 12/31/2024	4,541

Data provided by PACSES

2024 Paternity	No. of Cases
Acknowledgements Filed:	
Non-Domestic Relations Section	802 64.2%
During Conference	320 25.6%
Non-Stipulated (post genetic test)	117 9.4%
Pre-Trial Conference	11 0.9%
Total	1,250 100.0%
Established:	
Stipulated by Genetic Tests	171 40.1%
Default - Father Failed to Appear	121 28.4%
Adjudication by Court Proceeding	0
Out of State	134 31.5%
Total	426 100.0%
Cases Pending 12/31/2024	912

Data provided by PACSES

Spousal & Child Support New Cases Filed, 2015-2024



DEFINITIONS:

ACKNOWLEDGEMENTS FILED:

NON-DOMESTIC RELATIONS SECTION: The voluntary Acknowledgement of Paternity by the alleged father.

DURING CONFERENCE: The alleged father signed the Acknowledgement of Paternity-Waiver of Trial (PE-010) at the initial child support conference.

NON-STIPULATED (POST GENETIC TEST): The alleged father signed the Acknowledgement of Paternity-Waiver of Trial after genetic tests were conducted and resulted in the alleged father being determined to be the biological father.

PRE-TRIAL CONFERENCE: The alleged father signed the Acknowledgement of Paternity-Waiver of Trial at the pre-trial conference.

ESTABLISHED:

STIPULATED BY GENETIC TESTS: The alleged father requested genetic tests and signed a stipulation that if the test results had a 99% or higher probability of paternity then the alleged father would be stipulated as the biological father of the child.

DEFAULT - FATHER FAILED TO APPEAR: The alleged father failed to appear after being served for either a support conference, hearing, or genetic test and a default paternity order was entered by the court.

ADJUDICATION BY COURT PROCEEDING: The alleged father was determined to be the biological father of the child through a court proceeding.

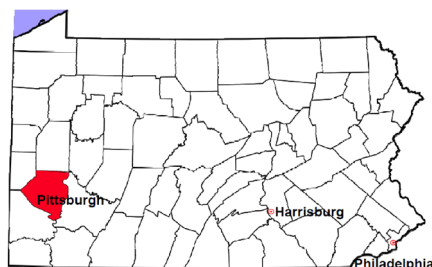
OUT OF STATE: Paternity was established in another state, "Out of state only".

Allegheny County

2024 Population Estimate: 1,231,814

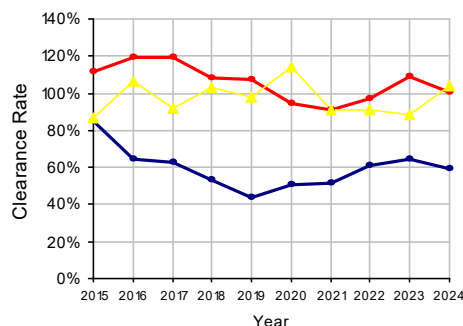
Class of County: 2nd

No. of Common Pleas Court Judgeships: 43



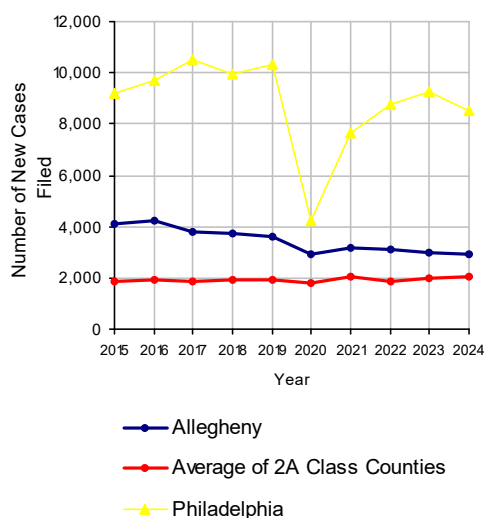
2024 Custody/Partial Custody/Visitation	No. of Petitions	
Cases Pending 1/1/2024	15,490	
New Cases Filed in 2024	2,949	
Cases Available for Processing	18,439	
Processed By:		
Judge	548	31.1%
Non-Judicial Officer	678	38.5%
Administrative Review/Purge	0	
Other	534	30.3%
Cases Processed	1,760	100.0%
Cases Pending 12/31/2024	16,679	

Clearance Rate, 2015-2024

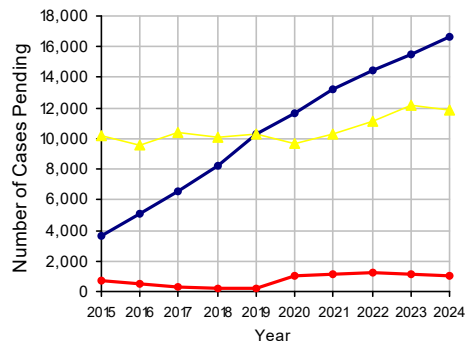


Note: Clearance Rate = Cases Processed / New Cases Filed

Custody/Partial Custody/Visitation New Cases Filed, 2015-2024



Cases Pending at the End of Year, 2015-2024

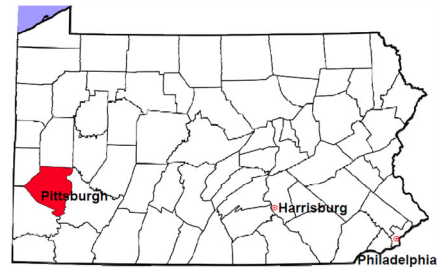


Allegheny County

2024 Population estimate: 1,231,814

Class of County: 2nd

No. of Common Pleas Court Judgeships: 43



2024 Divorce

No. of Petitions

Cases Pending 1/1/2024

7,490

New Cases Filed in 2024

2,257

Cases Available for Processing

9,747

Processed By:

Contested Before a Judge

71

3.5%

Contested Before a Non-Judicial Officer

227

11.1%

Uncontested

1,743

85.3%

Administrative Review/Purge

0

Other

2

0.1%

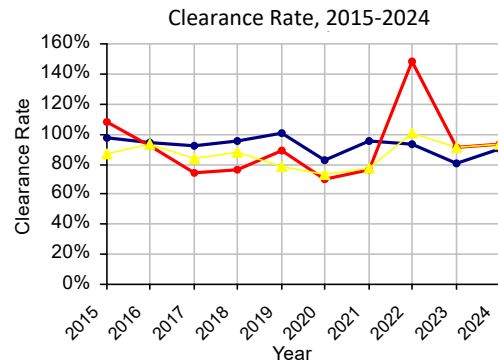
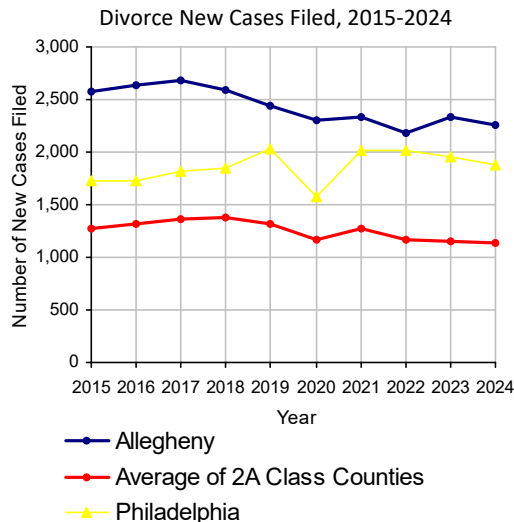
Cases Processed

2,043

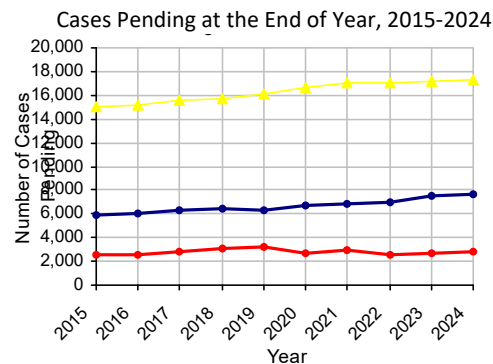
100.0%

Cases Pending 12/31/2024

7,704



Note: Clearance Rate = Cases Processed / New Cases Filed

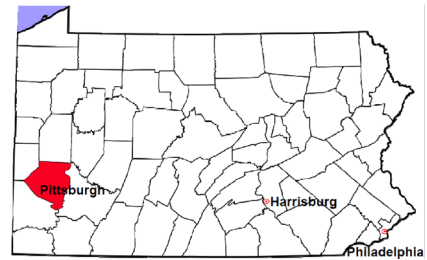


Allegheny County

2024 Population estimate: 1,231,814

Class of County: 2nd

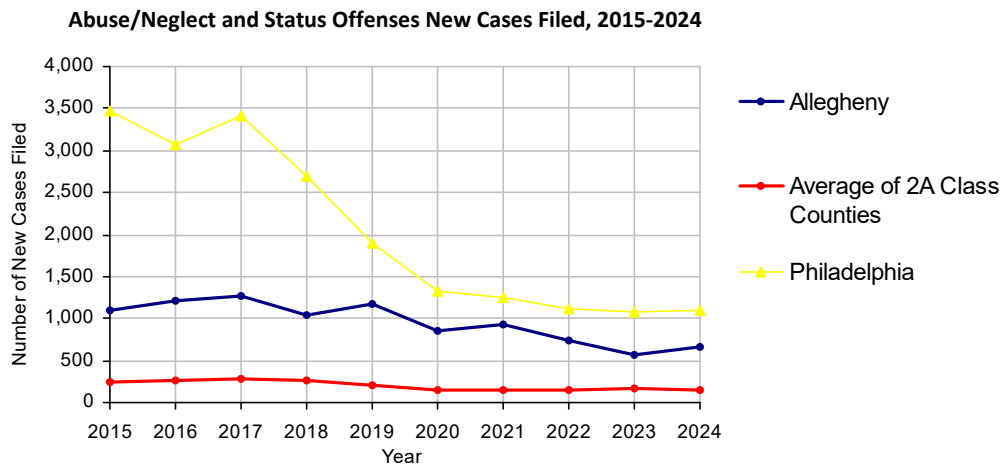
No. of Common Pleas Court Judgeships: 43



2024 Juvenile Dependency - Petitions Pending Adjudication

	Abuse/ Neglect	Status Offenses	Total
Cases Pending 1/1/2024	141	5	146
New Petitions Filed in 2024	625	42	667
Other	172	6	178
Total Petitions Available for Processing	938	53	991
Processed by:			
Adjudicated Dependent			
Judge	587	37	624
Juvenile Court Hearing Officer	0	0	0
Adjudicated NOT Dependent			
Judge	40	0	40
Juvenile Court Hearing Officer	0	0	0
Withdrawn/Transferred	88	3	91
Dismissed/Other	60	7	67
Total Petitions Processed	775	47	822
Cases Pending 12/31/2024	163	6	169

Data provided by Common Pleas Case Management System

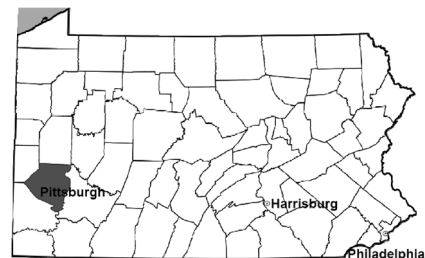


Allegheny County

2024 Population estimate: 1,231,814

Class of County: 2nd

No. of Common Pleas Court Judgeships: 43



2024 Juvenile Dependency - Adjudicated Dependent Inventory

	Abuse/ Neglect	Status Offenses	Total
Cases Pending 1/1/2024	1,286	56	1,342
New Adjudicated Dependent Cases	587	37	624
Other	12	4	16
Total Adjudicated Dependent Cases	1,885	97	1,982

Court Supervision Terminated:

Family Reunification	224	33.3%	8	29.6%	232	33.1%
Adoption	170	25.3%	0		170	24.3%
Placement with a Relative/Guardian	176	26.2%	5	18.5%	181	25.9%
Aged Out	79	11.7%	9	33.3%	88	12.6%
Other Permanency Outcomes*	8	1.2%	2	7.4%	10	1.4%
Other**	16	2.4%	3	11.1%	19	2.7%

Total Adjudicated Dependent Cases Terminated	673	100.0%	27	100.0%	700	100.0%
Cases Pending 12/31/2024	1,212		70		1,282	

Data provided by Common Pleas Case Management System

* Other Permanency Outcomes include: adjudicated delinquent, death due to natural causes, emancipation, permanent living arrangement, and parent has come forward.

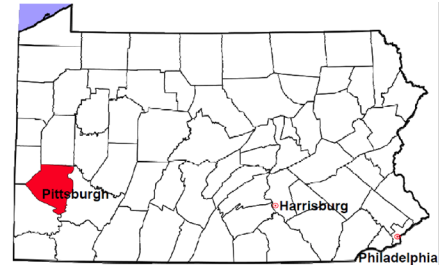
** Other includes cases where court supervision is terminated due to transfer out of jurisdiction, withdrawal and administrative closure.

Allegheny County

2024 Population estimate: 1,231,814

Class of County: 2nd

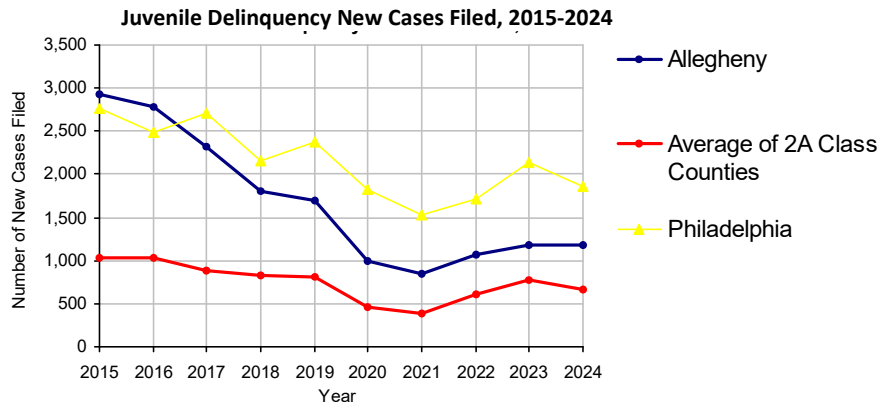
No. of Common Pleas Court Judgeships: 43



2024 Juvenile Delinquency - Cases Pending Disposition

Begin Pending	688
New Cases	1,172
Consent Decree Revoked	31
Informal Adjustment Program Revoked	1
Alternative Program Revoked	0
Warrant Returned	125
Other	267
Total Cases Available for Disposition	2,284
Warrant Issued	173
Disposed by:	
Adjudicated Delinquent by a Judge	365
Adjudicated Delinquent by a Juvenile Court Hearing Officer	1
Consent Decree Entered	343
Informal Adjustment Program Entered	192
Warned and Counseled (Pre-Petition)	101
Dismissed/Withdrawn/Transferred	315
Transferred to Criminal Court	2
Other	144
Total Cases Disposed	1,463
End Pending	648

Data provided by Common Pleas Case Management System



Allegheny County

2024 Population: 1,231,814
Class of County: 2nd
No. of Common Pleas Judgeships: 43

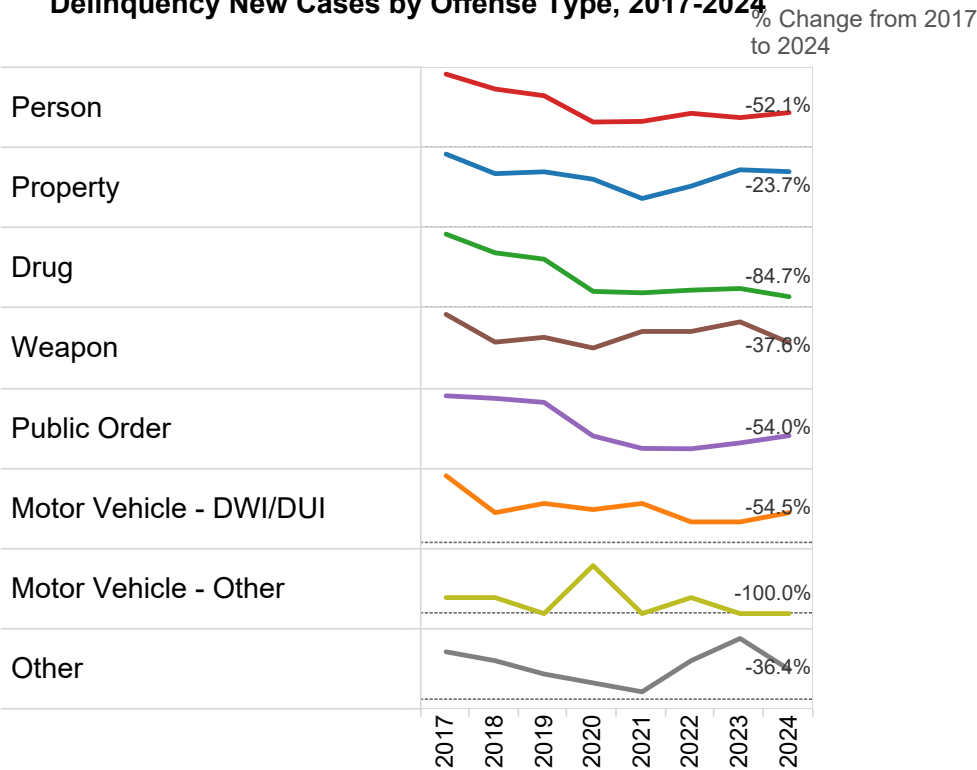


2024 Delinquency - New Cases by Offense Type

Case Type	Felony	Misdemeanor	Summary	Total	
Person	240	254	1	495	42.2%
Property	270	154	0	424	36.2%
Drug	9	46	0	55	4.7%
Weapon	55	33	0	88	7.5%
Public Order	15	75	3	93	7.9%
Motor Vehicle - DWI/DUI	0	10	0	10	0.9%
Motor Vehicle - Other	0	0	0	0	0.0%
Other	3	3	1	7	0.6%
Total	592	575	5	1,172	100.0%
	50.5%	49.1%	0.4%	100.0%	

Data provided by Common Pleas Case Management System

Delinquency New Cases by Offense Type, 2017-2024

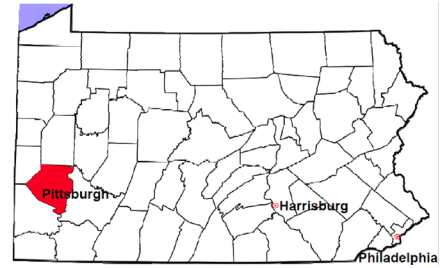


Allegheny County

2024 Population estimate: 1,231,814

Class of County: 2nd

No. of Common Pleas Court Judgeships: 43



2024 Juvenile Delinquency - Formal Dispositions

Begin Pending	770
Adjudicated Delinquent by a Judge	365
Adjudicated Delinquent by a Juvenile Court Hearing Officer	1
Warrant Returned	160
Other	24
Total Adjudicated Delinquent Cases	1,320
Warrant Issued	139
Court Supervision Terminated:	
Conditions Satisfied	166
Compelling Reasons	19
Reached Age 21	9
Transferred to Another Juvenile Court	0
Other	33
Total Adjudicated Delinquent Cases Terminated	227
End Pending	954

(R) - Revised

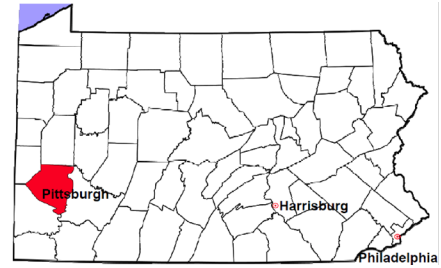
Data provided by Common Pleas Case Management System

Allegheny County

2024 Population estimate: 1,231,814

Class of County: 2nd

No. of Common Pleas Court Judgeships: 43



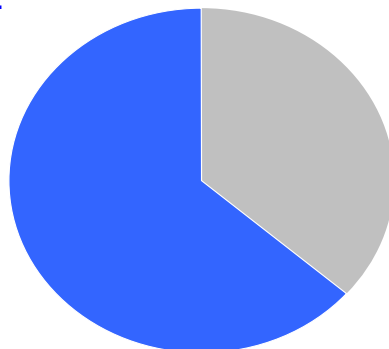
2024 Juvenile Delinquency - Informal Dispositions

Pending Consent Decrees	163
Pending Informal Adjustments	65
New Consent Decrees	343
New Informal Adjustments	192
Warrant Returned	21
Other	11
Cases Informally Disposed	795
Warrant Issued	41
Terminated by:	
Consent Decree Completed	99
Informal Adjustment Completed	107
Consent Decree Revoked	31
Informal Adjustment Program Revoked	1
Other	179
Total Informally Disposed Cases Terminated	417
End Pending	337

(R) - Revised

Data provided by Common Pleas Case Management System

Informal Dispositions: **63%**



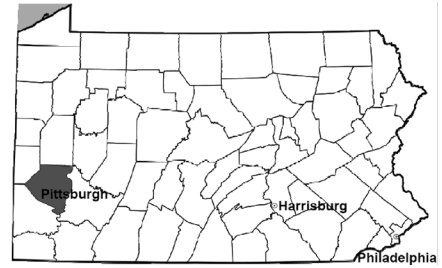
Delinquency Cases are disposed either formally, at a proceeding held before a judge or hearing officer, or informally without a proceeding. Informal dispositions include informal adjustments supervised by a juvenile probation officer; consent decrees agreed upon with the District Attorney after a petition is filed; or other pre-petition process by the juvenile probation department.

Allegheny County

2024 Population estimate: 1,231,814

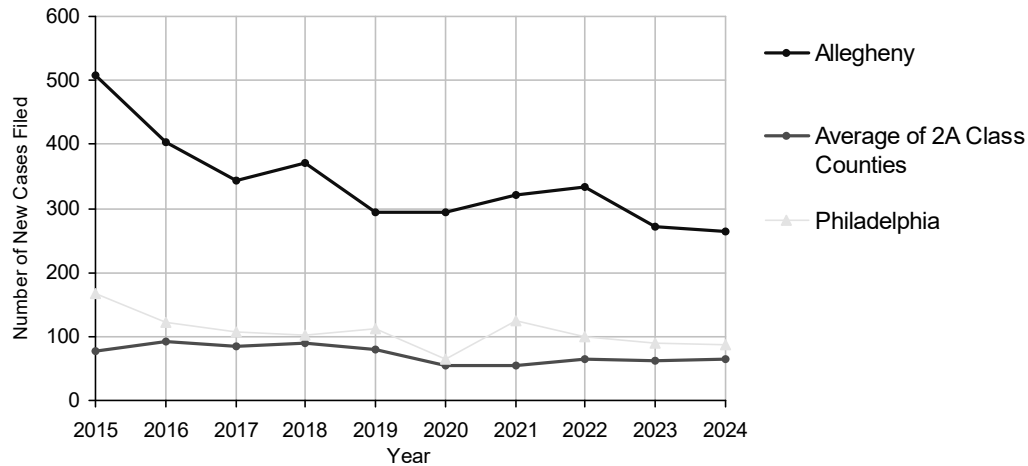
Class of County: 2nd

No. of Common Pleas Court Judgeships: 43



2024 Accounts	No. of Cases	
Cases Pending 1/1/2024	226	
New Cases Filed in 2024	265	
Cases Available for Processing	491	
Processed By:		
Contested before a Judge	0	
Contested before a Non-Judicial Officer	0	
Uncontested	264	100.0%
Other	0	
Cases Processed	264	100.0%
Cases Pending 12/31/2024	227	

Accounts New Cases Filed, 2015-2024

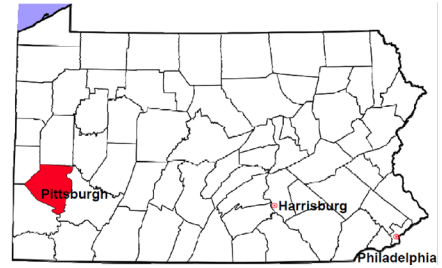


Allegheny County

2024 Population estimate: 1,231,814

Class of County: 2nd

No. of Common Pleas Court Judgeships: 43



2024 Adoptions

**No. of
Cases**

Cases Pending 1/1/2024

57

New Cases Filed in 2024

268

Cases Available for Processing

325

Processed By:

Contested before a Judge

Granted

0

Denied

0

Uncontested

Granted

263 100.0%

Denied

0

Other

0

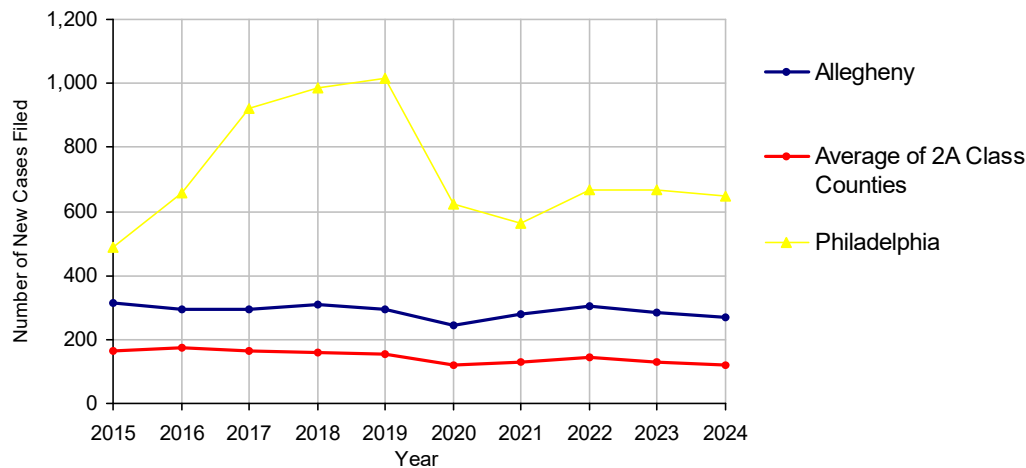
Cases Processed

263 100.0%

Cases Pending 12/31/2024

62

Adoptions New Cases Filed, 2015-2024

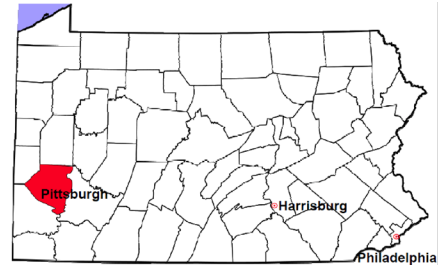


Allegheny County

2024 Population estimate: 1,231,814

Class of County: 2nd

No. of Common Pleas Court Judgeships: 43



2024 Relinquishments/Terminations

**No. of
Cases**

Cases Pending 1/1/2024 226^(R)

New Cases Filed in 2024 182

Cases Available for Processing 408

Processed By:

Contested before a Judge 89 37.6%

Uncontested 97 40.9%

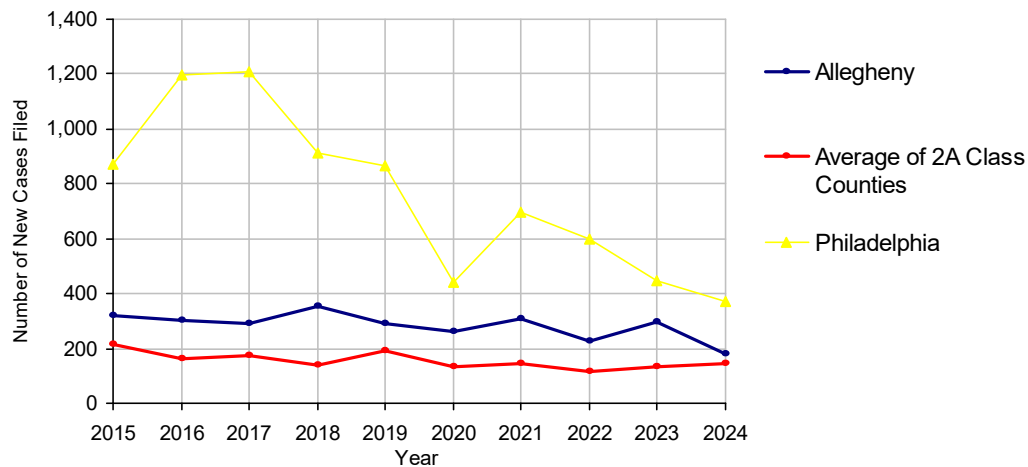
Other 51 21.5%

Cases Processed 237 100.0%

Cases Pending 12/31/2024 171

(R) - Revised

Relinquishments/Terminations New Cases Filed, 2015-2024

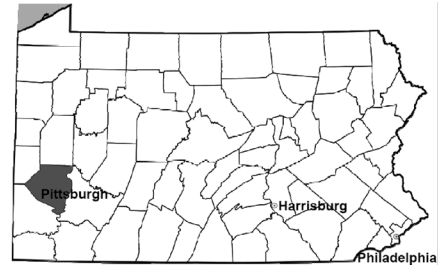


Allegheny County

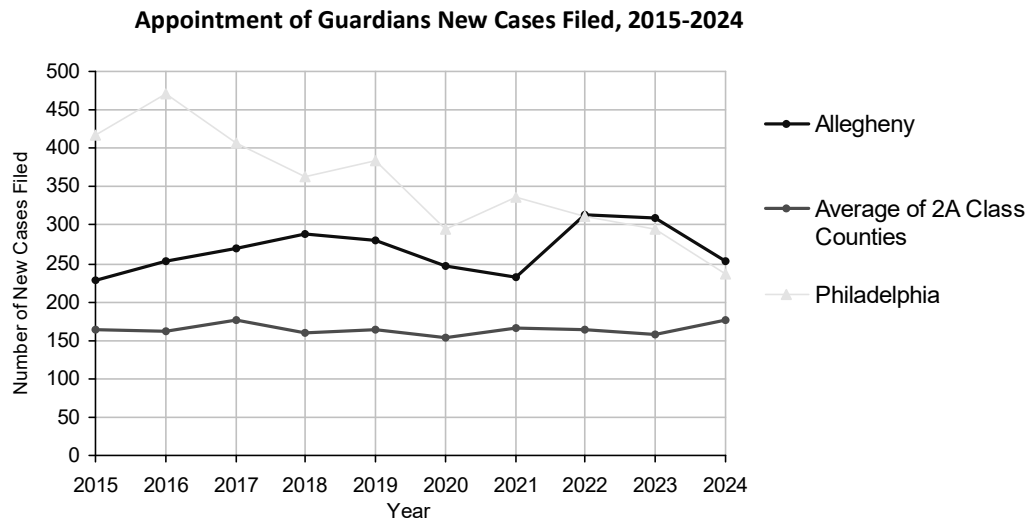
2024 Population estimate: 1,231,814

Class of County: 2nd

No. of Common Pleas Court Judgeships: 43

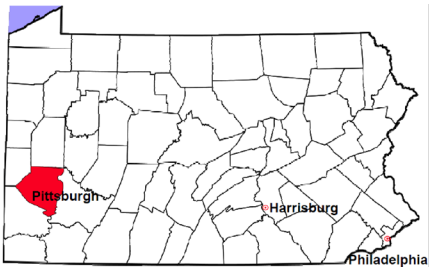


2024 Appointment of Guardians	No. of Cases	
Cases Pending 1/1/2024	70	
New Cases Filed in 2024	253	
Cases Available for Processing	323	
Processed By:		
Contested before a Judge	43	14.1%
Uncontested	261	85.9%
Other	0	
Cases Processed	304	100.0%
Cases Pending 12/31/2024	19	



Allegheny County

2024 Population estimate: 1,231,814
Class of County: 2nd
No. of Common Pleas Court Judgeships: 43



2024 Jury Yield and Utilization

Jury Yield

Qualification Questionnaires/Summonses Mailed:	99,381	A		
Returned Undeliverable:	10,273	B	10.3%	Of Qualification Questionnaires/ Summonses Mailed
Not Responded to:	32,106	C	32.3%	
the Number of Prospective Jurors:				
Disqualified:	2,380	D	2.4%	
Exempted:	2,889	E	2.9%	
Excused:	560	F	0.6%	
Deferred to New Term:	9,296	G	9.4%	
Deferred from Previous Term:	9,938	H	10.0%	
Total Number of Qualified Jurors Available for Service:	51,815	I	52.1%	
I=A-B-C-D-E-F-G+H				

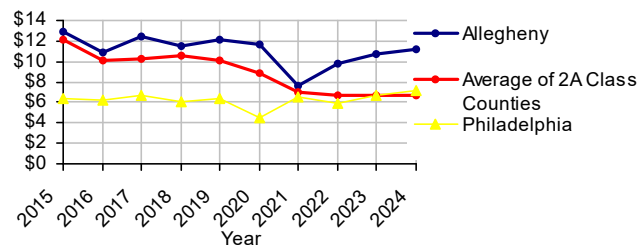
Jury Utilization

the Number of Jurors:				
Reporting for Service:	14,434		27.9%	Of Jurors Qualified and Available
Told Not to Report for Service:	17,899		34.5%	
Sent to Courtroom for Jury Selection (Voir Dire):	9,640		66.8%	Of Jurors Reporting for Service
Impaneled or Sworn (jurors/alternates):	1,458		10.1%	
Removed for Cause/Hardship:	2,359			
Removed by Peremptory Challenge:	946			
Number of Jury Trials Started:	102			
Pool Days:	165			
Zero Panel Days	38		23.0%	(Of Pool Days)

Jury Costs

Total Annual Budget for Juror Operations:	\$1,117,714.00	J
Average Cost Per Juror:	\$11.25	K

K=J/A
Average Cost Per Juror, 2015-2024

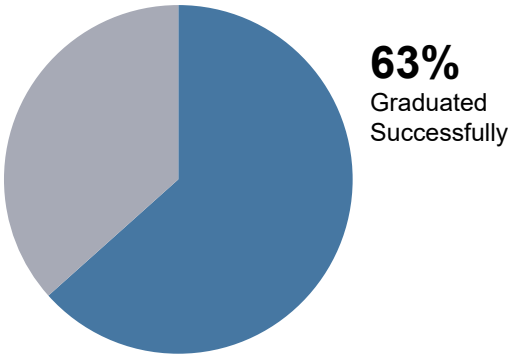


Allegheny County

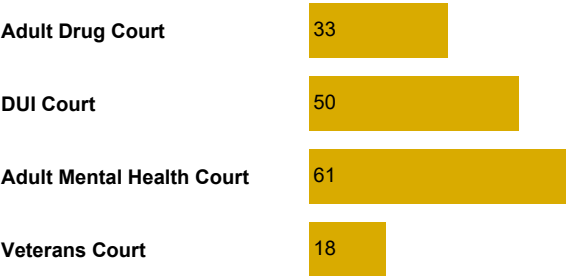
2024 Treatment Courts

183 Discharges

Of All Court Participants Discharged:



162 Admissions

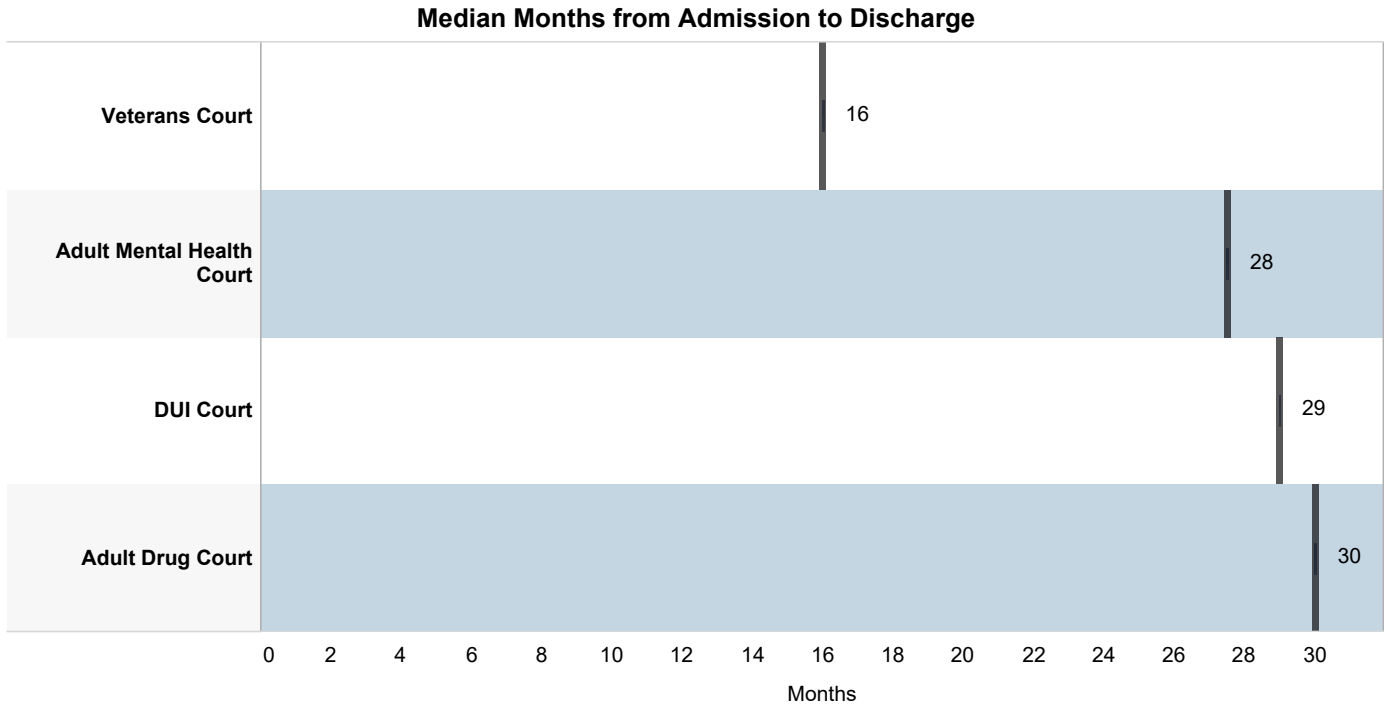


Discharge Reason

	Successfully Completed	Unsuccessful/New Offense	Unsuccessful /Non-Compliant	Other	Total Discharges
Adult Drug Court	26 (48.1%)		20 (37.0%)	8 (14.8%)	54 (100.0%)
DUI Court	25 (67.6%)	1 (2.7%)	6 (16.2%)	5 (13.5%)	37 (100.0%)
Adult Mental Health Court	48 (70.6%)	2 (2.9%)	7 (10.3%)	11 (16.2%)	68 (100.0%)
Veterans Court	17 (70.8%)		5 (20.8%)	2 (8.3%)	24 (100.0%)

Allegheny County

2024 Treatment Courts



(N=0)

DEPARTMENT OF RESEARCH & STATISTICS

KIM NIEVES, PH.D.

DIRECTOR

ANDREW GINDER, MPA

ASSISTANT DIRECTOR

YAN LIU, M.S.

SENIOR STATISTICAL ANALYST

SASANKA ADIKARI, PH.D

DATA SCIENTIST

AMANDA PEREIRA

RESEARCH ASSISTANT