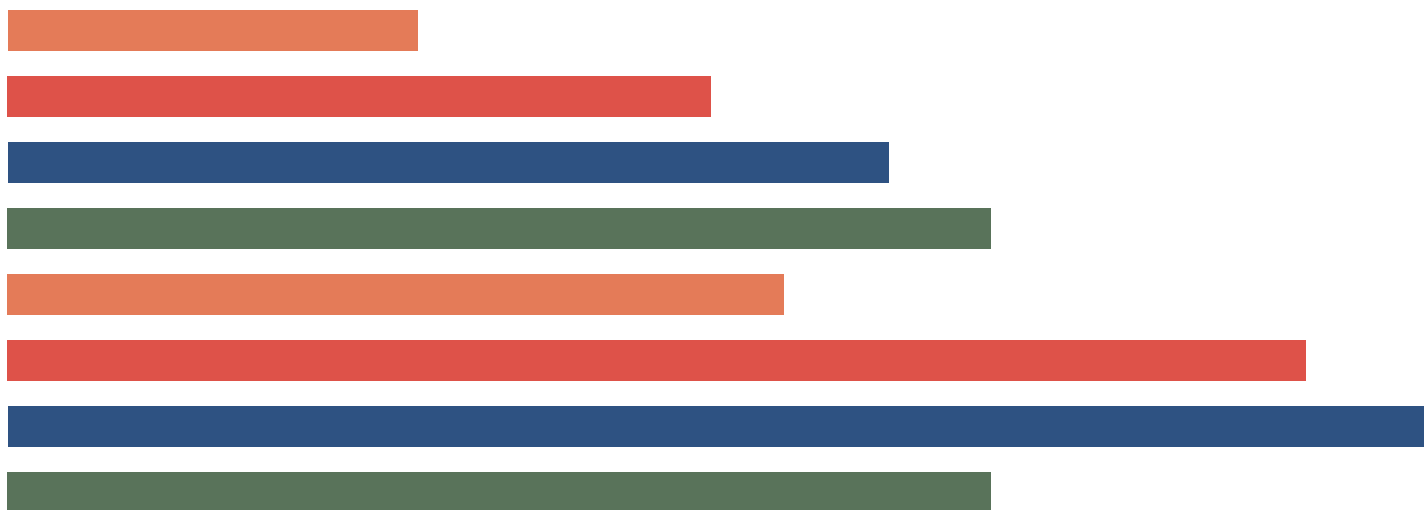


# 2024

Court of Common Pleas  
Caseload Statistics for

## Snyder County





We are pleased to provide you with a copy of the 2024 County Caseload Display pages. They can also be viewed on the AOPC webpage at [www.pacourts.us](http://www.pacourts.us) in the *News & Statistics* section under *Research & Statistics*.

Should you have any questions or comments, please do not hesitate to contact me at 717.231.3300.

Sincerely,

A handwritten signature in black ink, appearing to read 'Sasanka', is written over a horizontal line.

Sasanka Adikari, Ph.D.  
Data Scientist  
Department of Research and Statistics



# Table of Contents

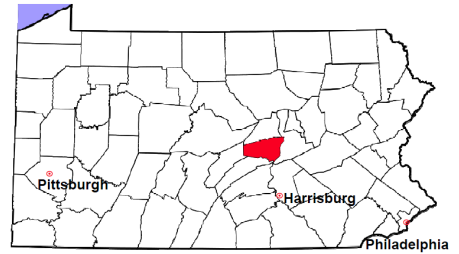
CPCMS Criminal .....	Page 1
CPCMS Criminal - New Cases by Case Type.....	Page 2
Civil.....	Page 3
Civil - Docketed Cases Listed by Case Type.....	Page 4
Protection From Abuse .....	Page 5
Spousal & Child Support and Paternity .....	Page 6
Custody/Partial Custody/Visitation.....	Page 7
Divorce .....	Page 8
Juvenile Dependency - Active Dependent Inventory .....	Page 9
Juvenile Dependency - Adjudicated Dependent Inventory .....	Page 10
Juvenile Delinquency - Cases Pending Disposition.....	Page 11
Juvenile Delinquency - New Cases by Case Type .....	Page 12
Juvenile Delinquency - Formal Dispositions .....	Page 13
Juvenile Delinquency - Informal Dispositions .....	Page 14
Accounts.....	Page 15
Adoptions.....	Page 16
Relinquishments/Terminations .....	Page 17
Appointment of Guardians .....	Page 18
Jury Yield and Utilization .....	Page 19
Treatment Courts.....	Pages 20-21

# Snyder County

2024 Population estimate: 39,627

Class of County: 7th

No. of Common Pleas Court Judgeships: 2  
(Snyder and Union combined)



## 2024 Criminal No. of Cases

Cases Pending 1/1/2024	167
New Cases Filed in 2024	269
Reopened Cases	32
<b>Cases Available for Processing</b>	<b>468</b>

### Processed by:

Withdrawn/Dismissed	22	7.0%
Diversionsary Disposition*	76	24.1%
Guilty Plea	198	62.9%
Non-Jury Trial	3	1.0%
Jury Trial	6	1.9%
Inactive	9	2.9%
Other	1	0.3%
<b>Total Cases Processed</b>	<b>315</b>	<b>100.0%</b>

**Cases Pending 12/31/2024** **153**

Cases Awaiting Sentencing **9**

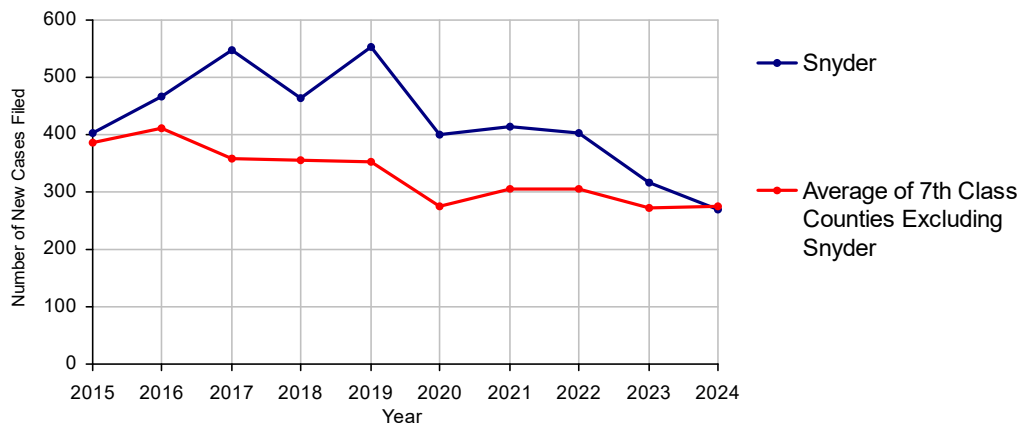
Data provided by Common Pleas Case Management System

\* Includes other diversionary programs such as Veterans Court.

### Age of Pending Cases as of 12/31/2024

0-60 Days	39	25.5%
61-120 Days	38	24.8%
121-180 Days	38	24.8%
181-240 Days	17	11.1%
241-300 Days	14	9.2%
301-360 Days	5	3.3%
Over 360 Days	2	1.3%
<b>Total</b>	<b>153</b>	<b>100.0%</b>

Criminal New Cases, 2015-2024



Snyder County

2024 Population: 39,627  
Class of County: 7th  
No. of Common Pleas Judgeships: 2  
(Snyder and Union combined)

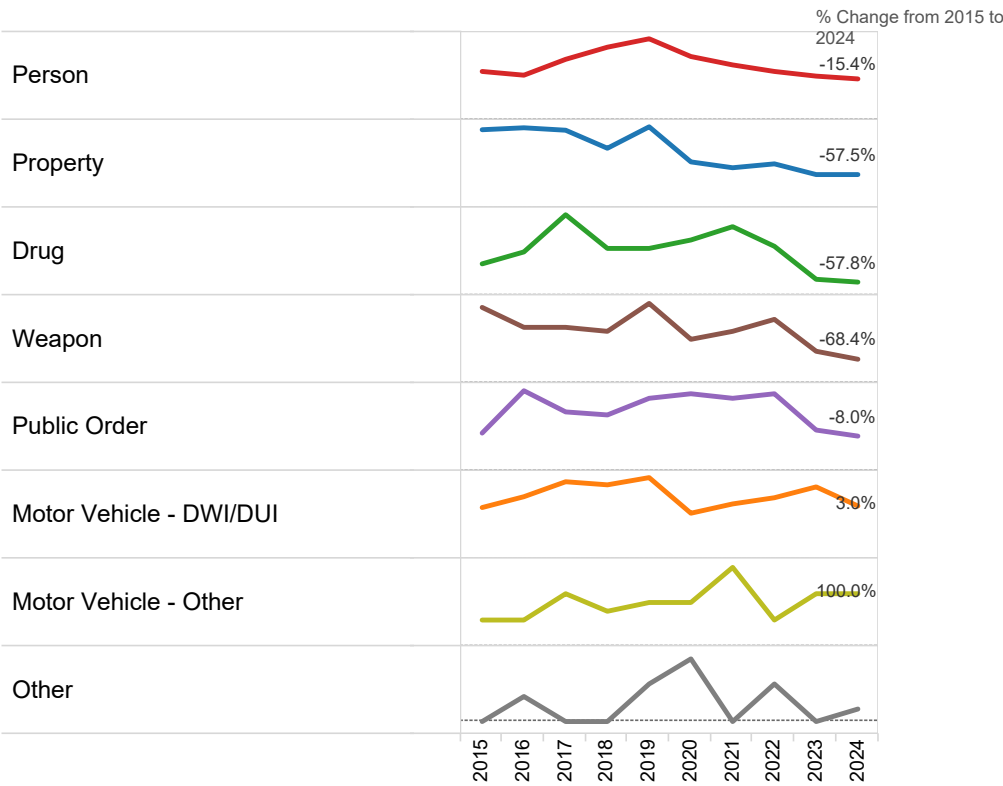


2024 Criminal - New Cases by Offense Type

Case Type	Felony	Misdemeanor	Summary	Total	
Person	21	23	0	44	16.4%
Property	40	28	0	68	25.3%
Drug	3	16	0	19	7.1%
Weapon	5	1	0	6	2.2%
Public Order	10	13	0	23	8.6%
Motor Vehicle - DWI/DUI	3	99	0	102	37.9%
Motor Vehicle - Other	0	6	0	6	2.2%
Other	1	0	0	1	0.4%
Total	83	186	0	269	100.0%
	30.9%	69.1%	0.0%	100.0%	

Data provided by Common Pleas Case Management System

Criminal New Cases by Offense Type, 2015-2024



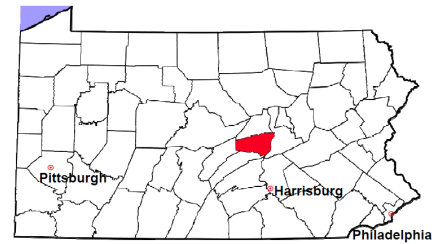
# Snyder County

2024 Population estimate: 39,627

Class of County: 7th

No. of Common Pleas Court Judgeships: 2

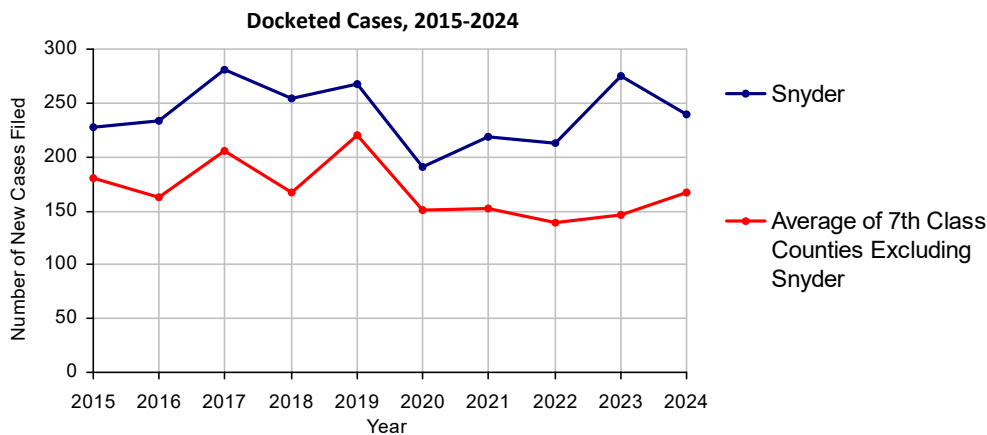
(Snyder and Union combined)



2024 Civil	Civil Action	Other	Total
Cases Pending 1/1/2024	113	115	228
Docketed Cases	155	85	240
Arbitration Appeals	8	2	10
Transferred In	2	1	3
Returned to Active	3	14	17
<b>Cases Available for Processing</b>	<b>281</b>	<b>217</b>	<b>498</b>
Processed By:			
Default Judgments	50	38	88
Cases Decided by Arbitration Board	30	4	34
Dispositive Motions	0	0	0
Settlements	0	0	0
Moved to Inactive Status	0	2	2
Transferred/Withdrawn	0	0	0
Dismissed/Discontinued	53	33	86
Administrative Purge	1	0	1
Other	10	18	28
Jury Trial	0	0	0
Non-Jury Trial	1	2	3
<b>Total Cases Processed</b>	<b>145</b>	<b>97</b>	<b>242</b>
<b>Cases Pending 12/31/2024</b>	<b>136</b>	<b>120</b>	<b>256</b>

## Age of Pending Cases as of 12/31/2024 (Civil Action Only)

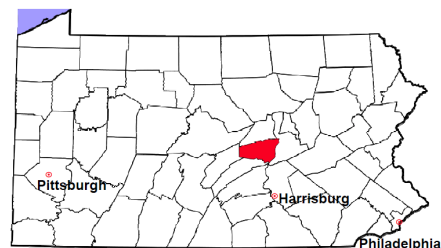
0-6 months	78	57.4%
7-12 months	21	15.4%
13-18 months	6	4.4%
19-24 months	9	6.6%
25-30 months	8	5.9%
31-36 months	4	2.9%
37-42 months	2	1.5%
43-48 months	4	2.9%
49-54 months	1	0.7%
55-60 months	2	1.5%
61-66 months	1	0.7%
67-72 months	0	
Over 72 months	0	
<b>Total</b>	<b>136</b>	<b>100.0%</b>





# Snyder County

2024 Population estimate: 39,627  
 Class of County: 7th  
 No. of Common Pleas Court Judgeships: 2  
 (Snyder and Union combined)



## 2024 Civil - Docketed Cases Listed by Case Type

### TORT 14 5.8%

*(does not include mass tort)*

Intentional	0
Malicious Prosecution	0
Motor Vehicle	7
Nuisance	0
Premise Liability	2
Product Liability	0
Slander/Libel/Defamation	0
Other	5

### MASS TORT 0

Asbestos	0
Tobacco	0
Toxic Tort - DES	0
Toxic Tort - Implant	0
Toxic Waste	0
Other	0

### PROFESSIONAL LIABILITY 1 0.4%

Dental	0
Legal	0
Medical Malpractice	0
Other	1

### CONTRACT 136 56.7%

*(does not include judgments)*

Buyer Plaintiff	1
Debt Collection: Credit Card	60
Debt Collection: Other	66
Employment Dispute: Discrimination	2
Employment Dispute: Other	1
Other	6

### Of the Docketed Cases:

Pro Se Filings: 35 14.6%      Class Action Suits: 0      MDJ Appeals: 13 5.4%

\*Civil Other

### REAL PROPERTY 42 17.5%

Ejectment*	1
Eminent Domain/Condemnation*	1
Ground Rent	0
Landlord/Tenant Dispute	4
Mortgage Foreclosure:	
Residential*	32
Commercial*	0
Partition of Real Property*	0
Quiet Title*	2
Other*	2

### CIVIL APPEALS 13 5.4%

*- Administrative Agencies*

Board of Assessment*	5
Board of Elections*	0
Dept. of Transportation*	6
Zoning Board*	0
Statutory Appeal - Other*	0
Other*	2

### MISCELLANEOUS 34 14.2%

Common Law/	
Statutory Arbitration*	0
Declaratory Judgment*	1
Mandamus*	0
Non-Domestic Relations	
Restraining Order*	1
Quo Warranto*	0
Replevin*	3
Other*	29

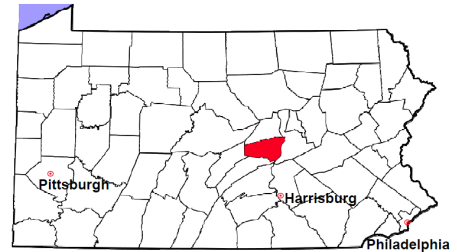
**TOTAL DOCKETED CASES: 240 100.0%**

# Snyder County

2024 Population estimate: 39,627

Class of County: 7th

No. of Common Pleas Court Judgeships: 2  
(Snyder and Union combined)



## 2024 Protection From Abuse

**No. of  
Petitions**

Cases Pending 1/1/2024

4

New Cases Filed in 2024

77

*Of these, Petitions Requesting Temporary Orders: 77 (100.0%)*

*Temporary Orders DENIED: 8 (10.4%), Temporary Orders GRANTED: 69 (89.6%)*

### Cases Available for Processing

**81**

Processed By:

Temporary Order DENIED After Ex Parte Hearing and No Evidentiary Hearing Scheduled

4

5.4%

Temporary Order DISMISSED After Evidentiary Hearing and No Final Order Entered

9

12.2%

Final Order DENIED After Evidentiary Hearing Before a Judge or a Judicial Officer

9

12.2%

Final Order GRANTED After Evidentiary Hearing Before a Judge or a Judicial Officer

21

28.4%

Plaintiff Did Not Appear For Evidentiary Hearing

0

Final Order by STIPULATION OR AGREEMENT Between the Parties

10

13.5%

Petition WITHDRAWN by Plaintiff

21

28.4%

TRANSFERRED to Another Jurisdiction

0

Other

0

### Cases Processed

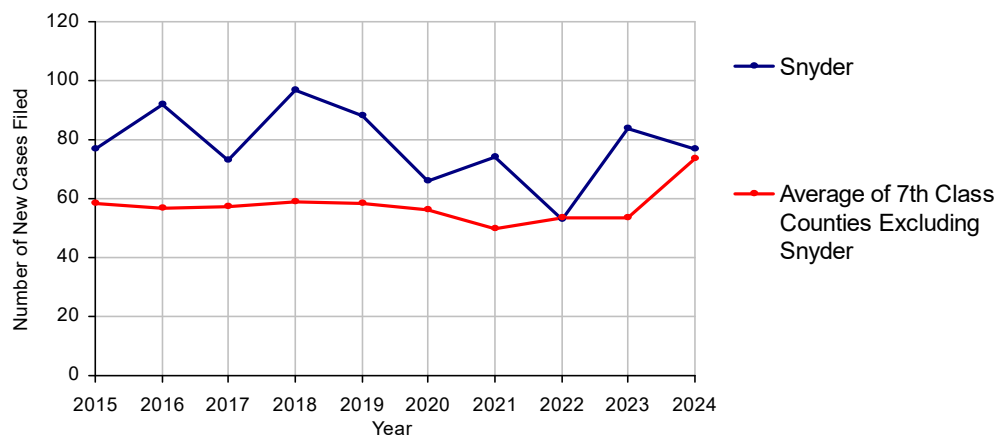
**74**

**100.0%**

### Cases Pending 12/31/2024

**7**

PFA New Cases Filed, 2015-2024

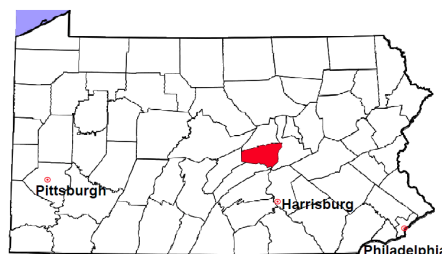


# Snyder County

2024 Population estimate: 39,627

Class of County: 7th

No. of Common Pleas Court Judgeships: 2  
(Snyder and Union combined)



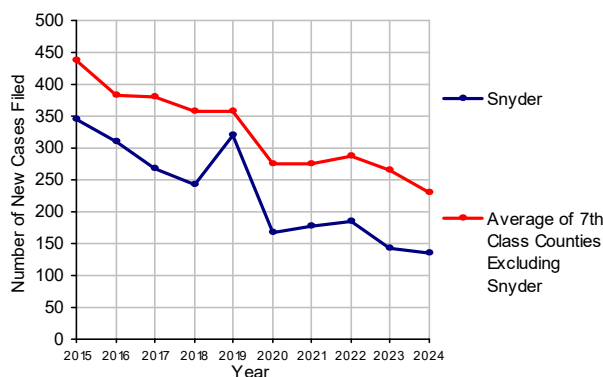
2024 Spousal & Child Support	No. of Petitions	
Cases Pending 1/1/2024	25	
New Cases Filed in 2024	136	
Dockets Transferred In (+)	5	
Dockets Transferred Out (-)	1	
<b>Cases Available for Processing</b>	<b>165</b>	
Processed By:		
Judge	12	10.2%
Intake Officer	106	89.8%
Hearing Officer	0	
Other	0	
<b>Cases Processed</b>	<b>118</b>	<b>100.0%</b>
<b>Cases Pending 12/31/2024</b>	<b>47</b>	

Data provided by PACSES

2024 Paternity	No. of Cases	
<b>Acknowledgements Filed:</b>		
Non-Domestic Relations Section	32	91.4%
During Conference	3	8.6%
Non-Stipulated (post genetic test)	0	
Pre-Trial Conference	0	
<b>Total</b>	<b>35</b>	<b>100.0%</b>
<b>Established:</b>		
Stipulated by Genetic Tests	1	33.3%
Default - Father Failed to Appear	0	
Adjudication by Court Proceeding	0	
Out of State	2	66.7%
<b>Total</b>	<b>3</b>	<b>100.0%</b>
<b>Cases Pending 12/31/2024</b>	<b>6</b>	

Data provided by PACSES

Spousal & Child Support New Cases Filed, 2015-2024



## DEFINITIONS:

### ACKNOWLEDGEMENTS FILED:

**NON-DOMESTIC RELATIONS SECTION:** The voluntary Acknowledgement of Paternity by the alleged father.

**DURING CONFERENCE:** The alleged father signed the Acknowledgement of Paternity-Waiver of Trial (PE-010) at the initial child support conference.

**NON-STIPULATED (POST GENETIC TEST):** The alleged father signed the Acknowledgement of Paternity-Waiver of Trial after genetic tests were conducted and resulted in the alleged father being determined to be the biological father.

**PRE-TRIAL CONFERENCE:** The alleged father signed the Acknowledgement of Paternity-Waiver of Trial at the pre-trial conference.

### ESTABLISHED:

**STIPULATED BY GENETIC TESTS:** The alleged father requested genetic tests and signed a stipulation that if the test results had a 99% or higher probability of paternity then the alleged father would be stipulated as the biological father of the child.

**DEFAULT - FATHER FAILED TO APPEAR:** The alleged father failed to appear after being served for either a support conference, hearing, or genetic test and a default paternity order was entered by the court.

**ADJUDICATION BY COURT PROCEEDING:** The alleged father was determined to be the biological father of the child through a court proceeding.

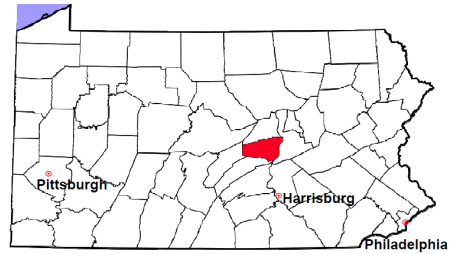
**OUT OF STATE:** Paternity was established in another state, "Out of state only".

# Snyder County

2024 Population Estimate: 39,627

Class of County: 7th

No. of Common Pleas Court Judgeships: 2  
(Snyder and Union combined)



## 2024 Custody/Partial Custody/Visitation

No. of  
Petitions

Cases Pending 1/1/2024

45

New Cases Filed in 2024

113

**Cases Available for Processing**

**158**

Processed By:

Judge

54

55.7%

Non-Judicial Officer

27

27.8%

Administrative Review/Purge

0

Other

16

16.5%

**Cases Processed**

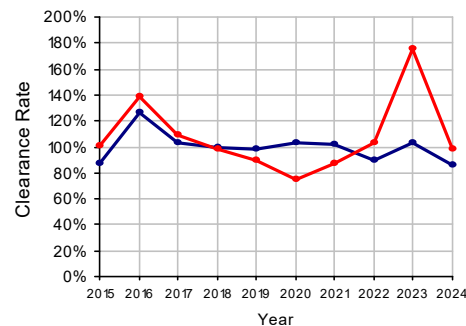
**97**

**100.0%**

**Cases Pending 12/31/2024**

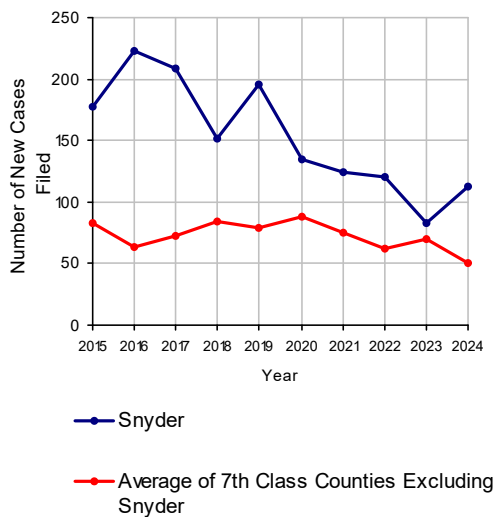
**61**

Clearance Rate, 2015-2024

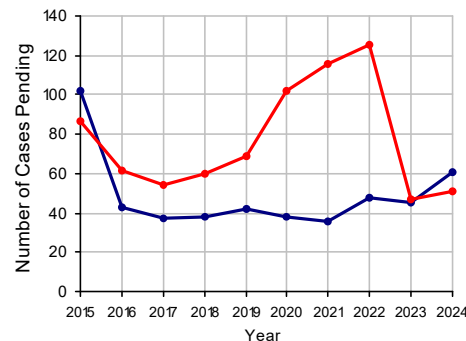


Note: Clearance Rate = Cases Processed / New Cases Filed

Custody/Partial Custody/Visitation New Cases Filed, 2015-2024



Cases Pending at the End of Year, 2015-2024

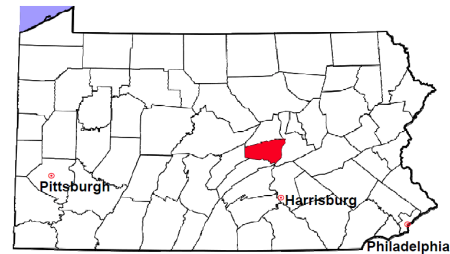


# Snyder County

2024 Population estimate: 39,627

Class of County: 7th

No. of Common Pleas Court Judgeships: 2  
(Snyder and Union combined)



## 2024 Divorce

### No. of Petitions

Cases Pending 1/1/2024

122

New Cases Filed in 2024

87

**Cases Available for Processing**

**209**

Processed By:

Contested Before a Judge

0

Contested Before a Non-Judicial Officer

13

13.4%

Uncontested

73

75.3%

Administrative Review/Purge

7

7.2%

Other

4

4.1%

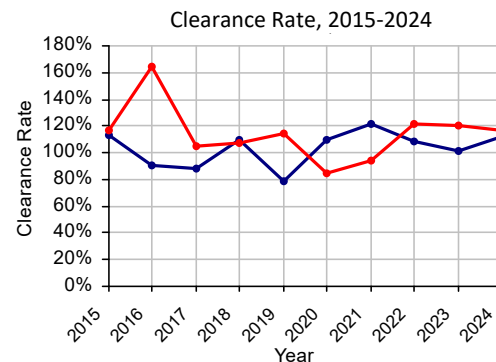
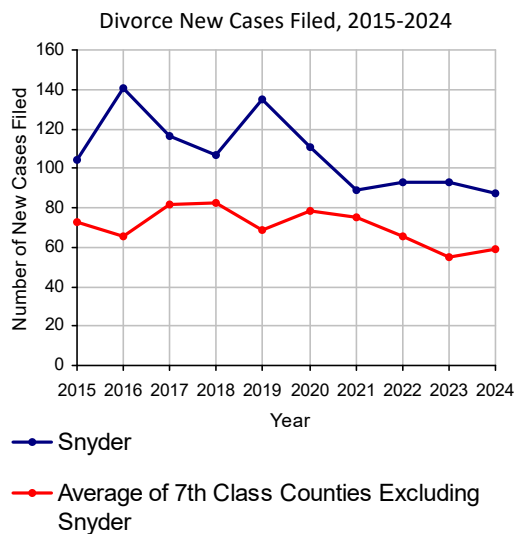
**Cases Processed**

**97**

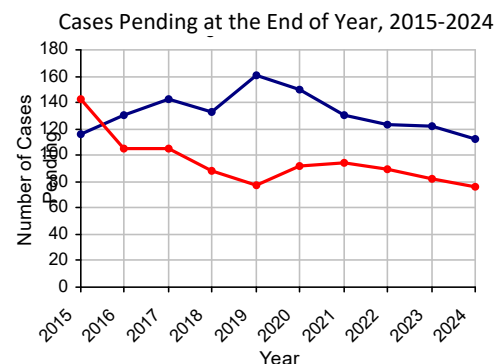
**100.0%**

**Cases Pending 12/31/2024**

**112**



Note: Clearance Rate = Cases Processed / New Cases Filed

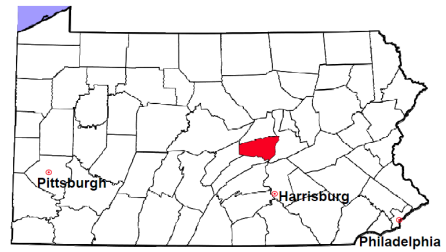


# Snyder County

2024 Population estimate: 39,627

Class of County: 7th

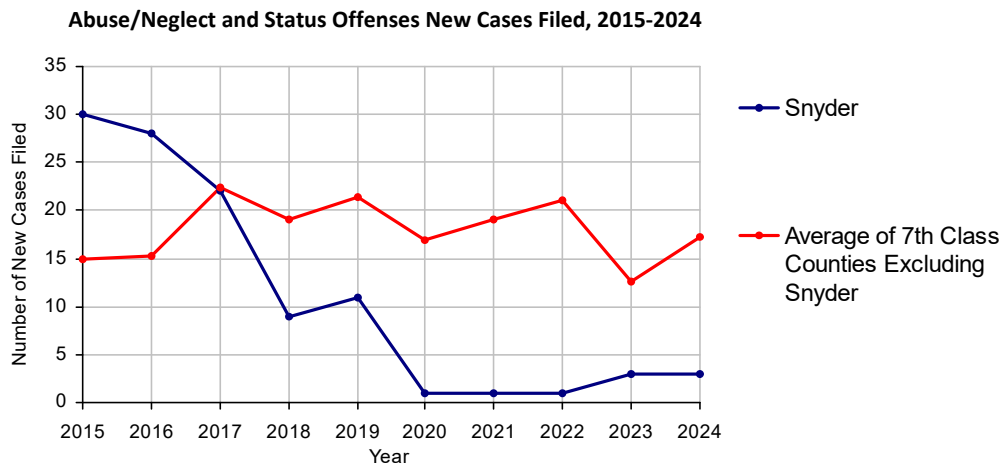
No. of Common Pleas Court Judgeships: 2  
(Snyder and Union combined)



## 2024 Juvenile Dependency - Petitions Pending Adjudication

	Abuse/ Neglect	Status Offenses	Total
Cases Pending 1/1/2024	0	0	0
New Petitions Filed in 2024	3	0	3
Other	0	0	0
<b>Total Petitions Available for Processing</b>	<b>3</b>	<b>0</b>	<b>3</b>
Processed by:			
Adjudicated Dependent			
Judge	1	0	1
Juvenile Court Hearing Officer	0	0	0
Adjudicated NOT Dependent			
Judge	0	0	0
Juvenile Court Hearing Officer	0	0	0
Withdrawn/Transferred	2	0	2
Dismissed/Other	0	0	0
<b>Total Petitions Processed</b>	<b>3</b>	<b>0</b>	<b>3</b>
<b>Cases Pending 12/31/2024</b>	<b>0</b>	<b>0</b>	<b>0</b>

Data provided by Common Pleas Case Management System

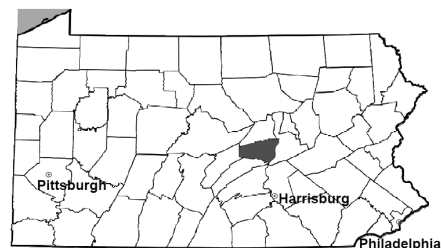


# Snyder County

2024 Population estimate: 39,627

Class of County: 7th

No. of Common Pleas Court Judgeships: 2  
(Snyder and Union combined)



## 2024 Juvenile Dependency - Adjudicated Dependent Inventory

	Abuse/ Neglect	Status Offenses	Total
Cases Pending 1/1/2024	2	0	2
New Adjudicated Dependent Cases	1	0	1
Other	0	0	0
<b>Total Adjudicated Dependent Cases</b>	<b>3</b>	<b>0</b>	<b>3</b>
<b><u>Court Supervision Terminated:</u></b>			
Family Reunification	0	0	0
Adoption	0	0	0
Placement with a Relative/Guardian	1 100.0%	0	1 100.0%
Aged Out	0	0	0
Other Permanency Outcomes*	0	0	0
Other**	0	0	0
<b>Total Adjudicated Dependent Cases Terminated</b>	<b>1 100.0%</b>	<b>0 100.0%</b>	<b>1 100.0%</b>
<b>Cases Pending 12/31/2024</b>	<b>2</b>	<b>0</b>	<b>2</b>

Data provided by Common Pleas Case Management System

\* Other Permanency Outcomes include: adjudicated delinquent, death due to natural causes, emancipation, permanent living arrangement, and parent has come forward.

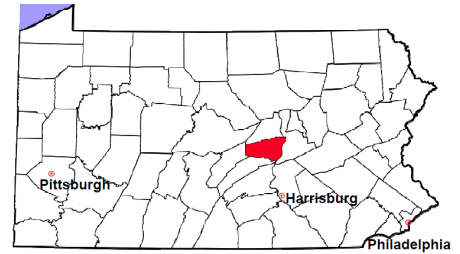
\*\* Other includes cases where court supervision is terminated due to transfer out of jurisdiction, withdrawal and administrative closure.

# Snyder County

2024 Population estimate: 39,627

Class of County: 7th

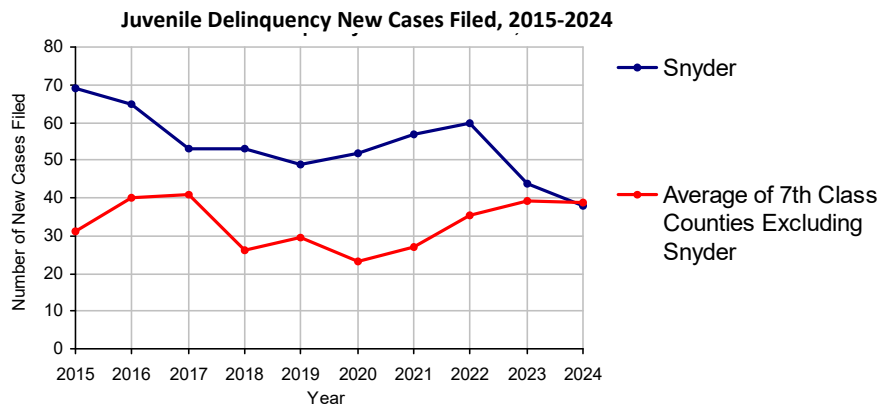
No. of Common Pleas Court Judgeships: 2  
(Snyder and Union combined)



## 2024 Juvenile Delinquency - Cases Pending Disposition

<b>Begin Pending</b>	<b>19</b>
<b>New Cases</b>	<b>38</b>
Consent Decree Revoked	0
Informal Adjustment Program Revoked	2
Alternative Program Revoked	0
Warrant Returned	0
Other	5
<b>Total Cases Available for Disposition</b>	<b>64</b>
<b>Warrant Issued</b>	<b>0</b>
<b>Disposed by:</b>	
Adjudicated Delinquent by a Judge	6
Adjudicated Delinquent by a Juvenile Court Hearing Officer	0
Consent Decree Entered	11
Informal Adjustment Program Entered	15
Warned and Counseled (Pre-Petition)	0
Dismissed/Withdrawn/Transferred	14
Transferred to Criminal Court	0
Other	5
<b>Total Cases Disposed</b>	<b>51</b>
<b>End Pending</b>	<b>13</b>

Data provided by Common Pleas Case Management System





Snyder County

2024 Population: 39,627  
Class of County: 7th  
No. of Common Pleas Judgeships: 2  
(Snyder and Union combined)

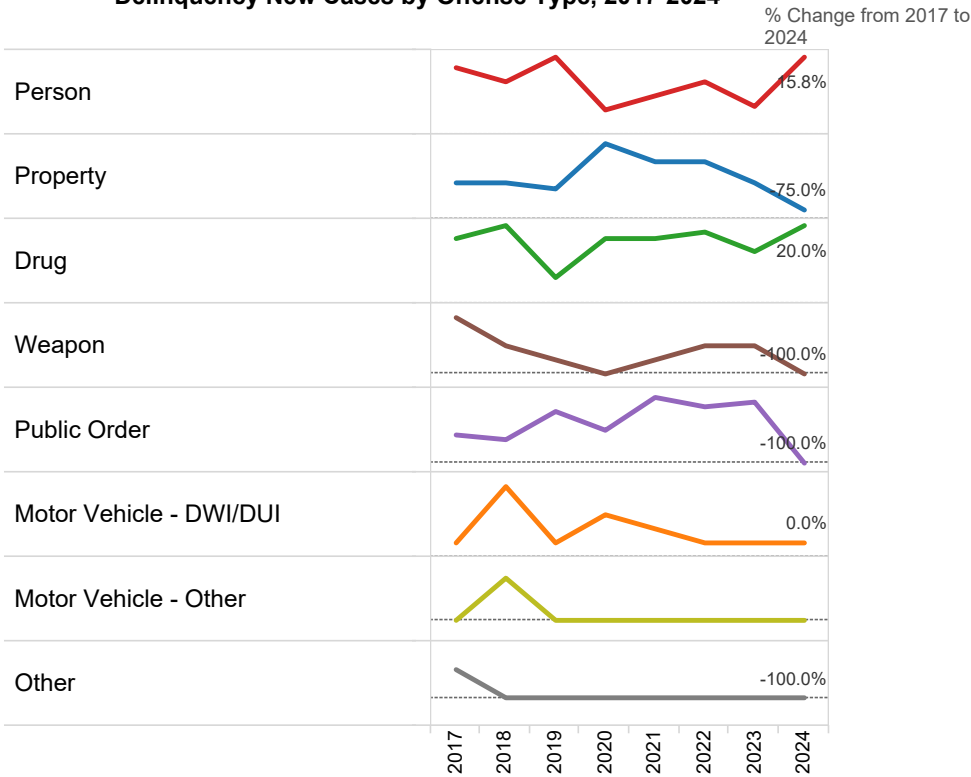


2024 Delinquency - New Cases by Offense Type

Case Type	Felony	Misdemeanor	Summary	Total	
Person	6	16	0	22	57.9%
Property	1	2	0	3	7.9%
Drug	1	11	0	12	31.6%
Weapon	0	0	0	0	0.0%
Public Order	0	0	0	0	0.0%
Motor Vehicle - DWI/DUI	0	1	0	1	2.6%
Motor Vehicle - Other	0	0	0	0	0.0%
Other	0	0	0	0	0.0%
Total	8	30	0	38	100.0%
	21.1%	78.9%	0.0%	100.0%	

Data provided by Common Pleas Case Management System

Delinquency New Cases by Offense Type, 2017-2024

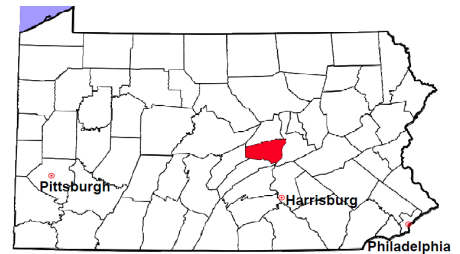


# Snyder County

2024 Population estimate: 39,627

Class of County: 7th

No. of Common Pleas Court Judgeships: 2  
(Snyder and Union combined)



---

## 2024 Juvenile Delinquency - Formal Dispositions

---

<b>Begin Pending</b>	<b>24</b>
Adjudicated Delinquent by a Judge	6
Adjudicated Delinquent by a Juvenile Court Hearing Officer	0
Warrant Returned	0
Other	1
<b>Total Adjudicated Delinquent Cases</b>	<b>31</b>
<b>Warrant Issued</b>	<b>0</b>
<b>Court Supervision Terminated:</b>	
Conditions Satisfied	4
Compelling Reasons	2
Reached Age 21	2
Transferred to Another Juvenile Court	0
Other	0
<b>Total Adjudicated Delinquent Cases Terminated</b>	<b>8</b>
<b>End Pending</b>	<b>23</b>

---

(R) - Revised

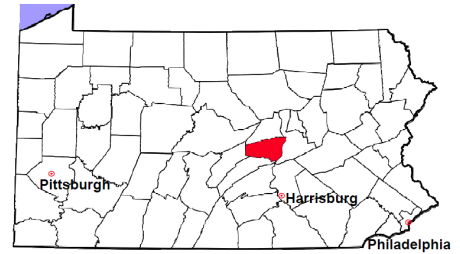
Data provided by Common Pleas Case Management System

# Snyder County

2024 Population estimate: 39,627

Class of County: 7th

No. of Common Pleas Court Judgeships: 2  
(Snyder and Union combined)



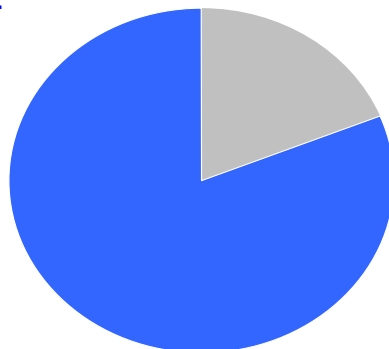
## 2024 Juvenile Delinquency - Informal Dispositions

<b>Pending Consent Decrees</b>	<b>2</b>
<b>Pending Informal Adjustments</b>	<b>2</b>
New Consent Decrees	11
<b>New Informal Adjustments</b>	<b>15</b>
Warrant Returned	0
<b>Other</b>	<b>1</b>
<b>Cases Informally Disposed</b>	<b>31</b>
<b>Warrant Issued</b>	<b>0</b>
<b>Terminated by:</b>	
Consent Decree Completed	5
<b>Informal Adjustment Completed</b>	<b>15</b>
Consent Decree Revoked	0
Informal Adjustment Program Revoked	2
<b>Other</b>	<b>2</b>
<b>Total Informally Disposed Cases Terminated</b>	<b>24</b>
<b>End Pending</b>	<b>7</b>

(R) - Revised

Data provided by Common Pleas Case Management System

Informal Dispositions: **81%**



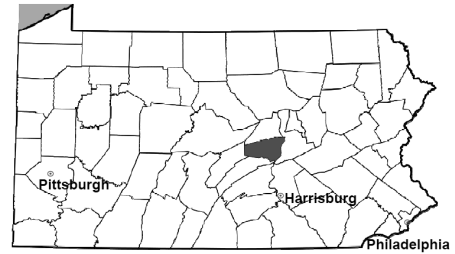
Delinquency Cases are disposed either formally, at a proceeding held before a judge or hearing officer, or informally without a proceeding. Informal dispositions include informal adjustments supervised by a juvenile probation officer; consent decrees agreed upon with the District Attorney after a petition is filed; or other pre-petition process by the juvenile probation department.

# Snyder County

2024 Population estimate: 39,627

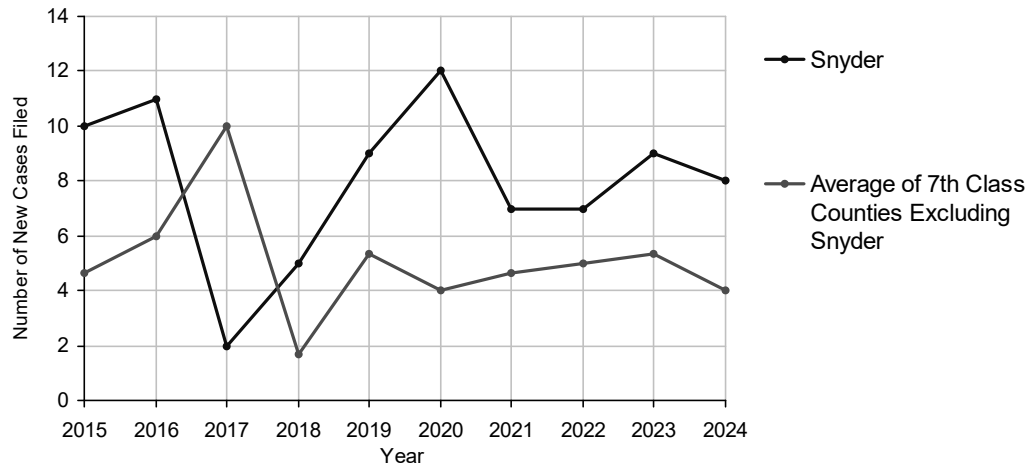
Class of County: 7th

No. of Common Pleas Court Judgeships: 2  
(Snyder and Union combined)



2024 Accounts	No. of Cases	
Cases Pending 1/1/2024	6	
New Cases Filed in 2024	8	
<b>Cases Available for Processing</b>	<b>14</b>	
Processed By:		
Contested before a Judge	0	
Contested before a Non-Judicial Officer	1	7.7%
Uncontested	12	92.3%
Other	0	
<b>Cases Processed</b>	<b>13</b>	<b>100.0%</b>
<b>Cases Pending 12/31/2024</b>	<b>1</b>	

Accounts New Cases Filed, 2015-2024

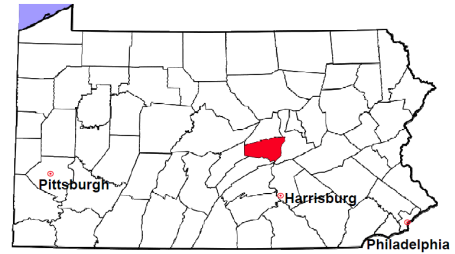


# Snyder County

2024 Population estimate: 39,627

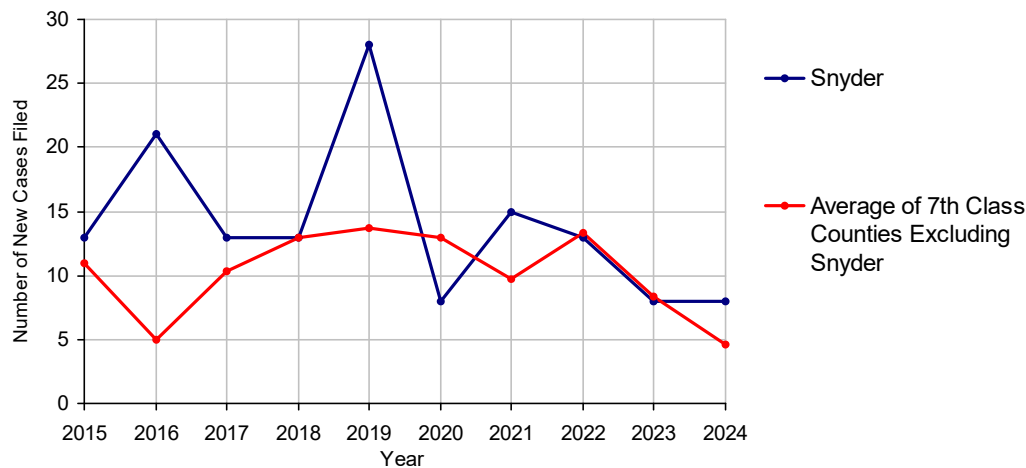
Class of County: 7th

No. of Common Pleas Court Judgeships: 2  
(Snyder and Union combined)



2024 Adoptions		No. of Cases
Cases Pending 1/1/2024		5
New Cases Filed in 2024		8
<b>Cases Available for Processing</b>		<b>13</b>
Processed By:		
Contested before a Judge	Granted	0
	Denied	0
Uncontested	Granted	9 100.0%
	Denied	0
Other		0
<b>Cases Processed</b>		<b>9 100.0%</b>
<b>Cases Pending 12/31/2024</b>		<b>4</b>

Adoptions New Cases Filed, 2015-2024

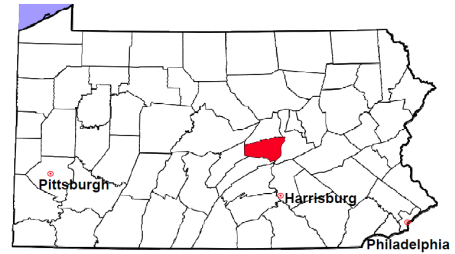


# Snyder County

2024 Population estimate: 39,627

Class of County: 7th

No. of Common Pleas Court Judgeships: 2  
(Snyder and Union combined)



## 2024 Relinquishments/Terminations

No. of  
Cases

Cases Pending 1/1/2024

8<sup>(R)</sup>

New Cases Filed in 2024

6

**Cases Available for Processing**

**14**

Processed By:

Contested before a Judge

1 12.5%

Uncontested

6 75.0%

Other

1 12.5%

**Cases Processed**

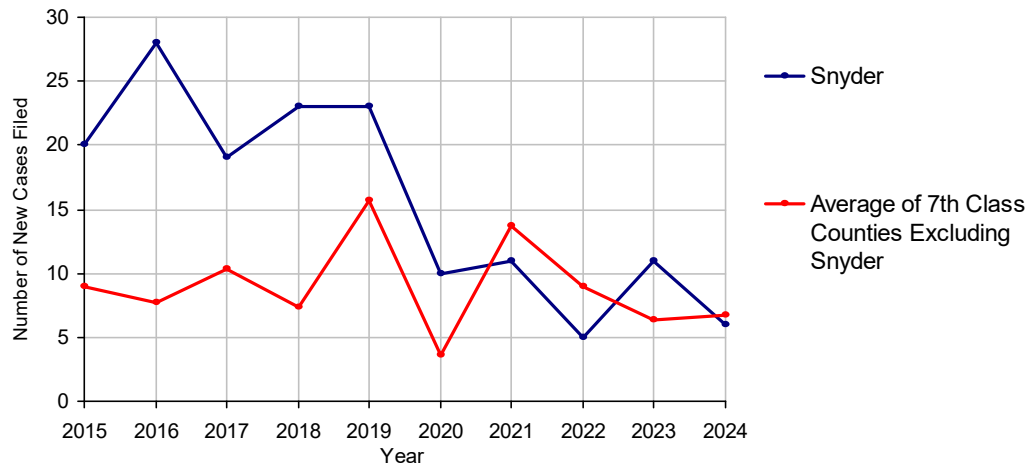
**8 100.0%**

**Cases Pending 12/31/2024**

**6**

(R) - Revised

Relinquishments/Terminations New Cases Filed, 2015-2024

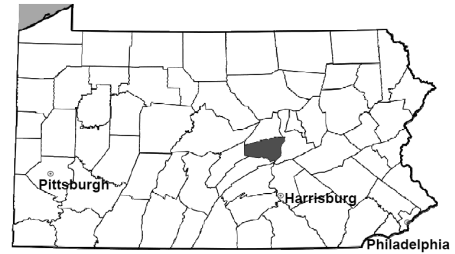


# Snyder County

2024 Population estimate: 39,627

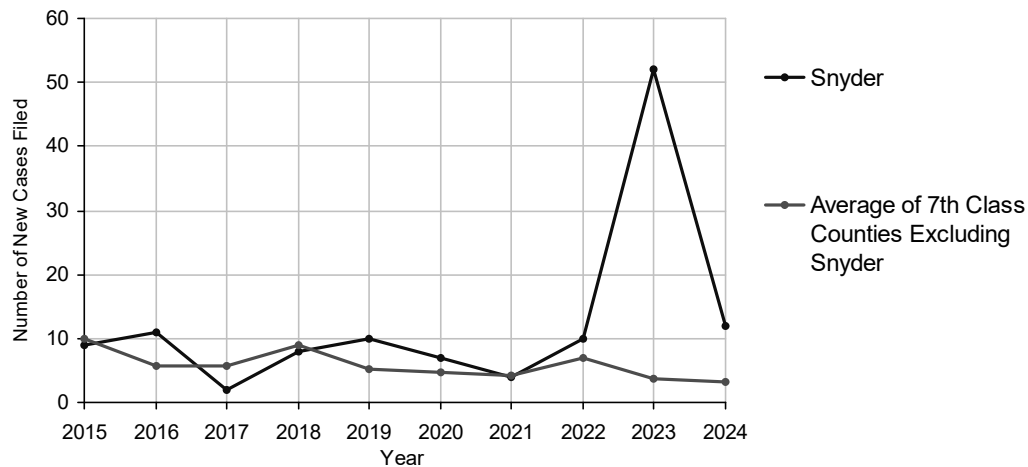
Class of County: 7th

No. of Common Pleas Court Judgeships: 2  
(Snyder and Union combined)



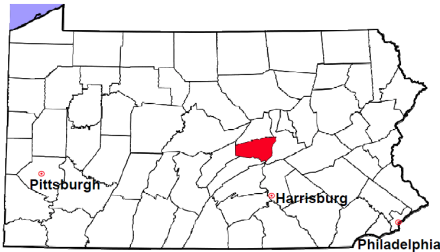
2024 Appointment of Guardians	No. of Cases	
Cases Pending 1/1/2024	3	
New Cases Filed in 2024	12	
<b>Cases Available for Processing</b>	<b>15</b>	
Processed By:		
Contested before a Judge	0	
Uncontested	9	81.8%
Other	2	18.2%
<b>Cases Processed</b>	<b>11</b>	<b>100.0%</b>
<b>Cases Pending 12/31/2024</b>	<b>4</b>	

Appointment of Guardians New Cases Filed, 2015-2024



# Snyder County

2024 Population estimate: 39,627  
Class of County: 7th  
No. of Common Pleas Court Judgeships: 2  
(Snyder and Union combined)



## 2024 Jury Yield and Utilization

### Jury Yield

Qualification Questionnaires/Summonses Mailed:	800	A		
Returned Undeliverable:	86	B	10.8%	Of Qualification Questionnaires/ Summonses Mailed
Not Responded to:	70	C	8.8%	
the Number of Prospective Jurors:				
Disqualified:	48	D	6.0%	
Exempted:	11	E	1.4%	
Excused:	176	F	22.0%	
Deferred to New Term:	27	G	3.4%	
Deferred from Previous Term:	44	H	5.5%	
Total Number of Qualified Jurors Available for Service:	426	I	53.3%	
I=A-B-C-D-E-F-G+H				

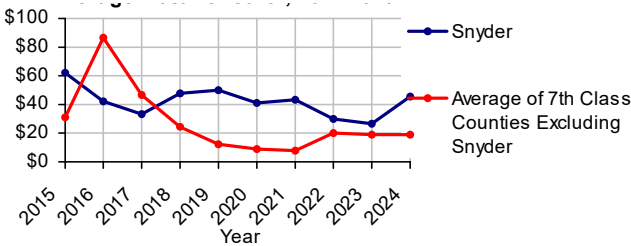
### Jury Utilization

the Number of Jurors:				
Reporting for Service:	538	126.3%	Of Jurors Qualified and Available	
Told Not to Report for Service:	198	46.5%		
Sent to Courtroom for Jury Selection (Voir Dire):	512	95.2%	Of Jurors Reporting for Service	
Impaneled or Sworn (jurors/alternates):	178	33.1%		
Removed for Cause/Hardship:	73			
Removed by Peremptory Challenge:	214			
Number of Jury Trials Started:	13			
Pool Days:	5			
Zero Panel Days	2	40.0%	(Of Pool Days)	

### Jury Costs

Total Annual Budget for Juror Operations:	\$36,294.00	J
Average Cost Per Juror:	\$45.37	K
K=J/A		

Average Cost Per Juror, 2015-2024



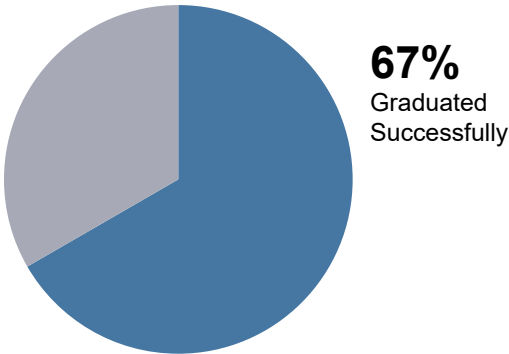


# Snyder/Union County


## 2024 Treatment Courts

30 Discharges

Of All Court Participants Discharged:



24 Admissions

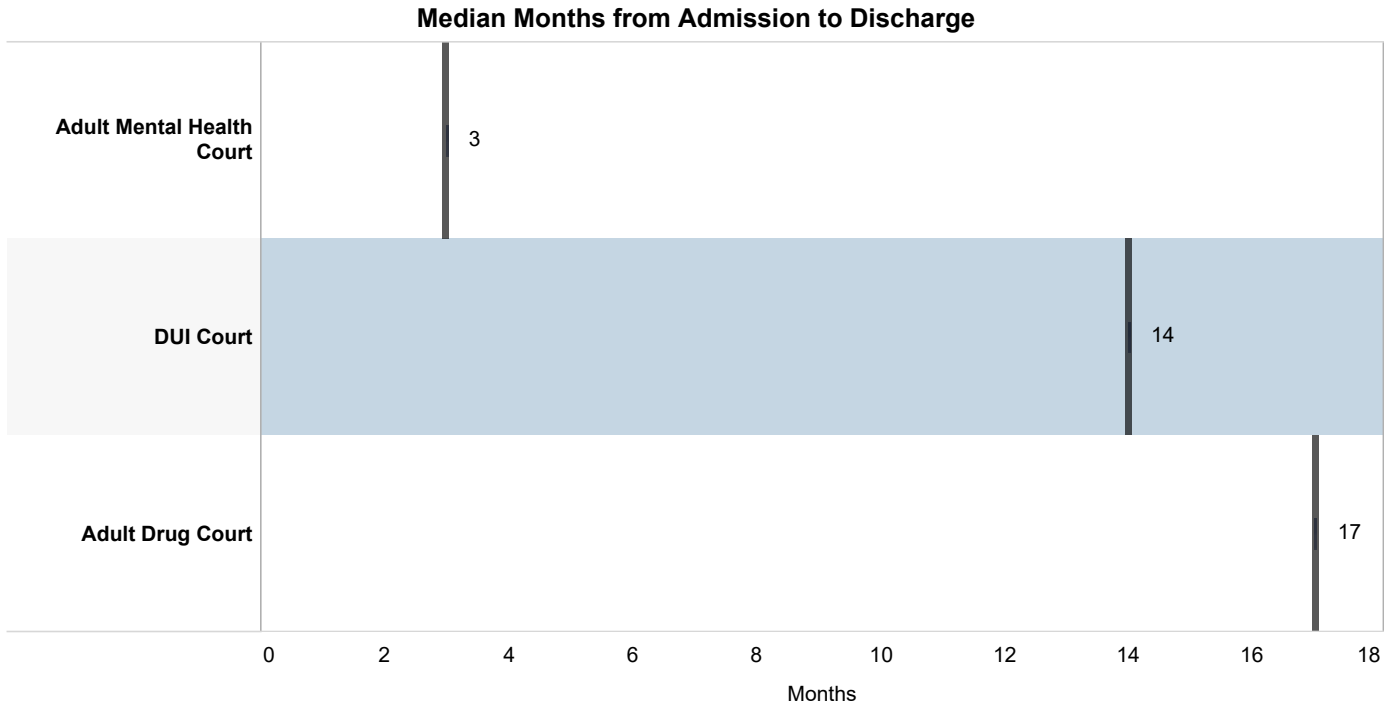


### Discharge Reason

	Successfully Completed	Unsuccessful /Non-Compliant	Other	Total Discharges
Adult Drug Court	12 (75.0%)	2 (12.5%)	2 (12.5%)	16 (100.0%)
DUI Court	7 (63.6%)	3 (27.3%)	1 (9.1%)	11 (100.0%)
Adult Mental Health Court	1 (33.3%)	2 (66.7%)		3 (100.0%)


# Snyder/Union County

## 2024 Treatment Courts

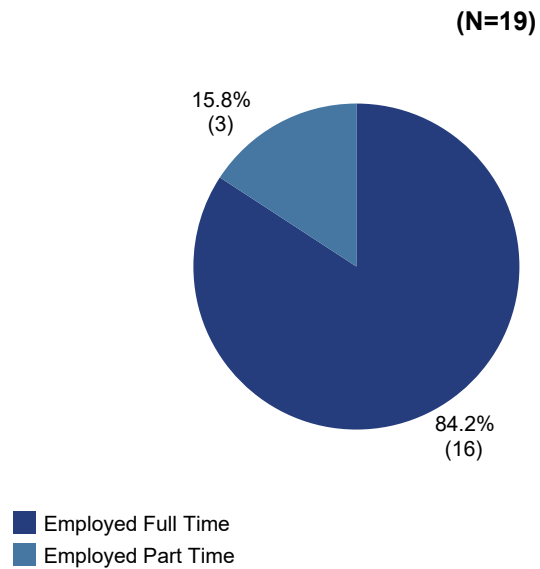


Among successful graduates, there was a 111% increase in employment.

84% of the employed successful graduates were employed full time:



7% (2) of all participants have improved in **education level** at discharge.





## DEPARTMENT OF RESEARCH & STATISTICS

KIM NIEVES, PH.D.

DIRECTOR

ANDREW GINDER, MPA

ASSISTANT DIRECTOR

YAN LIU, M.S.

SENIOR STATISTICAL ANALYST

SASANKA ADIKARI, PH.D

DATA SCIENTIST

AMANDA PEREIRA

RESEARCH ASSISTANT