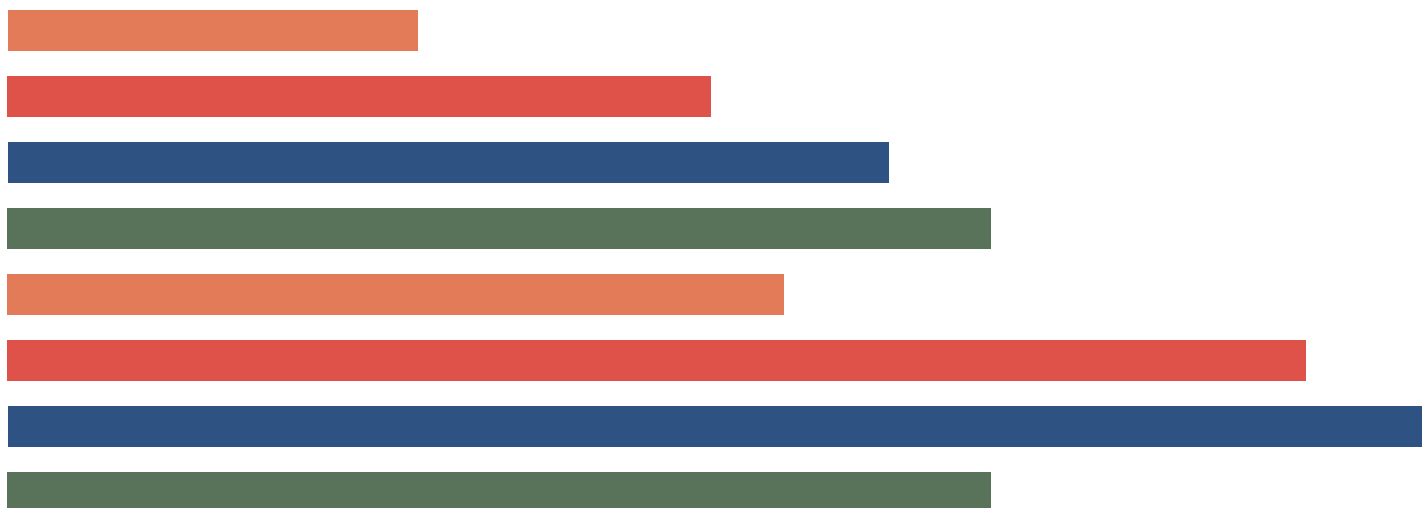
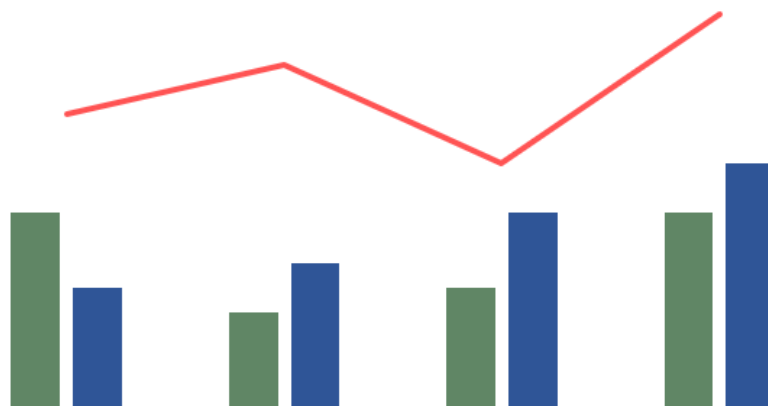
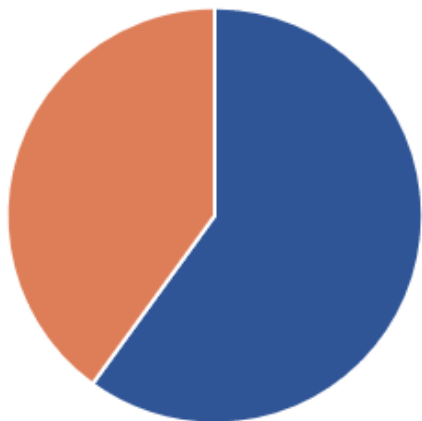


2024

Court of Common Pleas
Caseload Statistics for


Sullivan County



We are pleased to provide you with a copy of the 2024 County Caseload Display pages. They can also be viewed on the AOPC webpage at www.pacourts.us in the *News & Statistics* section under *Research & Statistics*.

Should you have any questions or comments, please do not hesitate to contact me at 717.231.3300.

Sincerely,

A handwritten signature in black ink, appearing to read 'Sasanka', is written over a horizontal line. The signature is fluid and cursive.

Sasanka Adikari, Ph.D.
Data Scientist
Department of Research and Statistics

Table of Contents

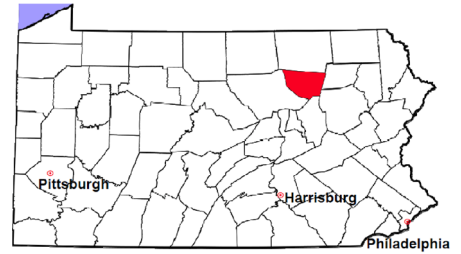
CPCMS Criminal	Page 1
CPCMS Criminal - New Cases by Case Type.....	Page 2
Civil.....	Page 3
Civil - Docketed Cases Listed by Case Type.....	Page 4
Protection From Abuse	Page 5
Spousal & Child Support and Paternity	Page 6
Custody/Partial Custody/Visitation.....	Page 7
Divorce	Page 8
Juvenile Dependency - Active Dependent Inventory	Page 9
Juvenile Dependency - Adjudicated Dependent Inventory	Page 10
Juvenile Delinquency - Cases Pending Disposition.....	Page 11
Juvenile Delinquency - New Cases by Case Type	Page 12
Juvenile Delinquency - Formal Dispositions	Page 13
Juvenile Delinquency - Informal Dispositions	Page 14
Accounts.....	Page 15
Adoptions.....	Page 16
Relinquishments/Terminations	Page 17
Appointment of Guardians	Page 18
Jury Yield and Utilization	Page 19
Treatment Courts.....	Pages 20-21

Sullivan County

2024 Population estimate: 5,927

Class of County: 8th

No. of Common Pleas Court Judgeships: 1
(Sullivan and Wyoming combined)



2024 Criminal No. of Cases

Cases Pending 1/1/2024	25
New Cases Filed in 2024	73
Reopened Cases	3
Cases Available for Processing	101

Processed by:

Withdrawn/Dismissed	4	5.0%
Diversionsary Disposition*	16	20.0%
Guilty Plea	59	73.8%
Non-Jury Trial	0	
Jury Trial	1	1.3%
Inactive	0	
Other	0	
Total Cases Processed	80	100.0%

Cases Pending 12/31/2024 **21**

Cases Awaiting Sentencing **15**

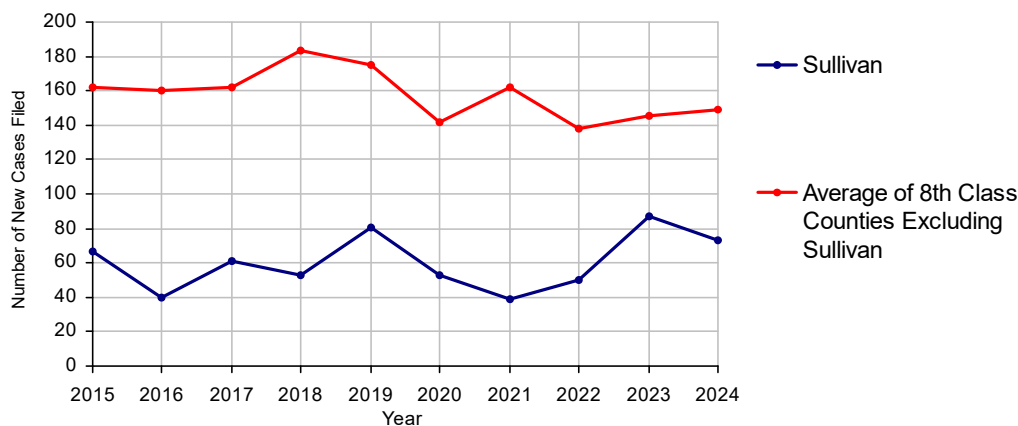
Data provided by Common Pleas Case Management System

* Includes other diversionary programs such as Veterans Court.

Age of Pending Cases as of 12/31/2024

0-60 Days	9	42.9%
61-120 Days	6	28.6%
121-180 Days	5	23.8%
181-240 Days	0	
241-300 Days	0	
301-360 Days	0	
Over 360 Days	1	4.8%
Total	21	100.0%

Criminal New Cases, 2015-2024



Sullivan County

2024 Population: 5,927
Class of County: 8th
No. of Common Pleas Judgeships: 1
(Sullivan and Wyoming combined)

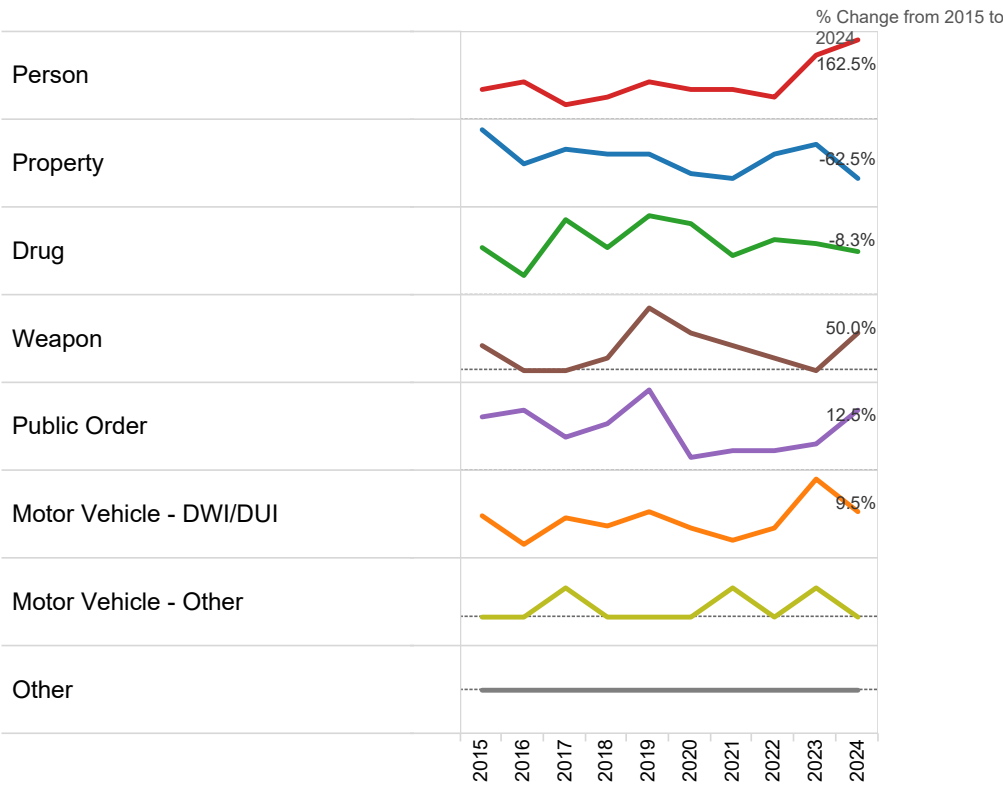


2024 Criminal - New Cases by Offense Type

Case Type	Felony	Misdemeanor	Summary	Total	
Person	9	12	0	21	28.8%
Property	1	5	0	6	8.2%
Drug	1	10	0	11	15.1%
Weapon	2	1	0	3	4.1%
Public Order	4	5	0	9	12.3%
Motor Vehicle - DWI/DUI	0	23	0	23	31.5%
Motor Vehicle - Other	0	0	0	0	0.0%
Other	0	0	0	0	0.0%
Total	17	56	0	73	100.0%
	23.3%	76.7%	0.0%	100.0%	

Data provided by Common Pleas Case Management System

Criminal New Cases by Offense Type, 2015-2024



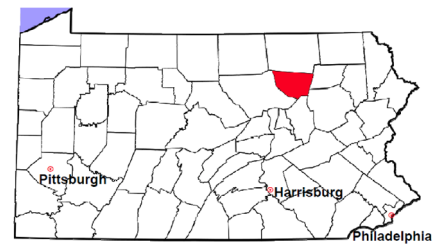
Sullivan County

2024 Population estimate: 5,927

Class of County: 8th

No. of Common Pleas Court Judgeships: 1

(Sullivan and Wyoming combined)

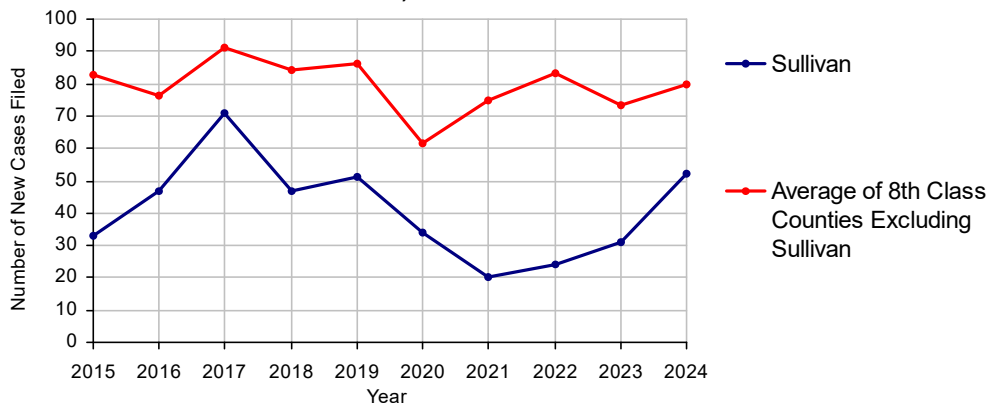


2024 Civil	Civil Action	Other	Total
Cases Pending 1/1/2024	16	21	37
Docketed Cases	32	20	52
Arbitration Appeals	0	0	0
Transferred In	0	0	0
Returned to Active	0	0	0
Cases Available for Processing	48	41	89
Processed By:			
Default Judgments	8	1	9
Cases Decided by Arbitration Board	0	0	0
Dispositive Motions	0	0	0
Settlements	2	0	2
Moved to Inactive Status	0	0	0
Transferred/Withdrawn	0	0	0
Dismissed/Discontinued	5	8	13
Administrative Purge	0	5	5
Other	1	5	6
Jury Trial	0	0	0
Non-Jury Trial	0	0	0
Total Cases Processed	16	19	35
Cases Pending 12/31/2024	32	22	54

Age of Pending Cases as of 12/31/2024 (Civil Action Only)

0-6 months	13	40.6%
7-12 months	9	28.1%
13-18 months	3	9.4%
19-24 months	3	9.4%
25-30 months	1	3.1%
31-36 months	1	3.1%
37-42 months	0	
43-48 months	0	
49-54 months	0	
55-60 months	0	
61-66 months	2	6.3%
67-72 months	0	
Over 72 months	0	
Total	32	100.0%

Docketed Cases, 2015-2024

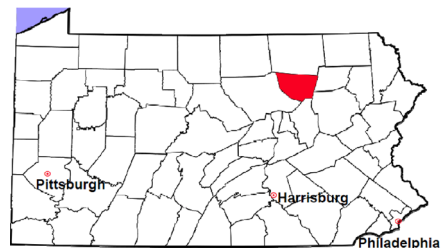


Sullivan County

2024 Population estimate: 5,927

Class of County: 8th

No. of Common Pleas Court Judgeships: 1
(Sullivan and Wyoming combined)



2024 Civil - Docketed Cases Listed by Case Type

TORT 3 5.8%

(does not include mass tort)

Intentional	0
Malicious Prosecution	0
Motor Vehicle	0
Nuisance	0
Premise Liability	0
Product Liability	0
Slander/Libel/Defamation	0
Other	3

MASS TORT 0

Asbestos	0
Tobacco	0
Toxic Tort - DES	0
Toxic Tort - Implant	0
Toxic Waste	0
Other	0

PROFESSIONAL LIABILITY 1 1.9%

Dental	0
Legal	1
Medical Malpractice	0
Other	0

CONTRACT 28 53.8%

(does not include judgments)

Buyer Plaintiff	1
Debt Collection: Credit Card	17
Debt Collection: Other	10
Employment Dispute: Discrimination	0
Employment Dispute: Other	0
Other	0

Of the Docketed Cases:

Pro Se Filings: 4 7.7% Class Action Suits: 0 MDJ Appeals: 0

*Civil Other

REAL PROPERTY 13 25.0%

Ejectment*	0
Eminent Domain/Condemnation*	0
Ground Rent	0
Landlord/Tenant Dispute	0
Mortgage Foreclosure:	
Residential*	10
Commercial*	0
Partition of Real Property*	0
Quiet Title*	1
Other*	2

CIVIL APPEALS 4 7.7%

- Administrative Agencies

Board of Assessment*	0
Board of Elections*	0
Dept. of Transportation*	4
Zoning Board*	0
Statutory Appeal - Other*	0
Other*	0

MISCELLANEOUS 3 5.8%

Common Law/	
Statutory Arbitration*	0
Declaratory Judgment*	0
Mandamus*	1
Non-Domestic Relations	
Restraining Order*	0
Quo Warranto*	0
Replevin*	1
Other*	1

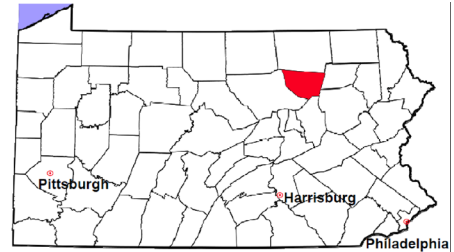
TOTAL DOCKETED CASES: 52 100.0%

Sullivan County

2024 Population estimate: 5,927

Class of County: 8th

No. of Common Pleas Court Judgeships: 1
(Sullivan and Wyoming combined)



2024 Protection From Abuse

**No. of
Petitions**

Cases Pending 1/1/2024

2

New Cases Filed in 2024

22

Of these, Petitions Requesting Temporary Orders: 22 (100.0%)

Temporary Orders DENIED: 9 (40.9%), Temporary Orders GRANTED: 13 (59.1%)

Cases Available for Processing

24

Processed By:

Temporary Order DENIED After Ex Parte Hearing and No Evidentiary Hearing Scheduled

9

45.0%

Temporary Order DISMISSED After Evidentiary Hearing and No Final Order Entered

2

10.0%

Final Order DENIED After Evidentiary Hearing Before a Judge or a Judicial Officer

0

Final Order GRANTED After Evidentiary Hearing Before a Judge or a Judicial Officer

6

30.0%

Plaintiff Did Not Appear For Evidentiary Hearing

1

5.0%

Final Order by STIPULATION OR AGREEMENT Between the Parties

0

Petition WITHDRAWN by Plaintiff

1

5.0%

TRANSFERRED to Another Jurisdiction

0

Other

1

5.0%

Cases Processed

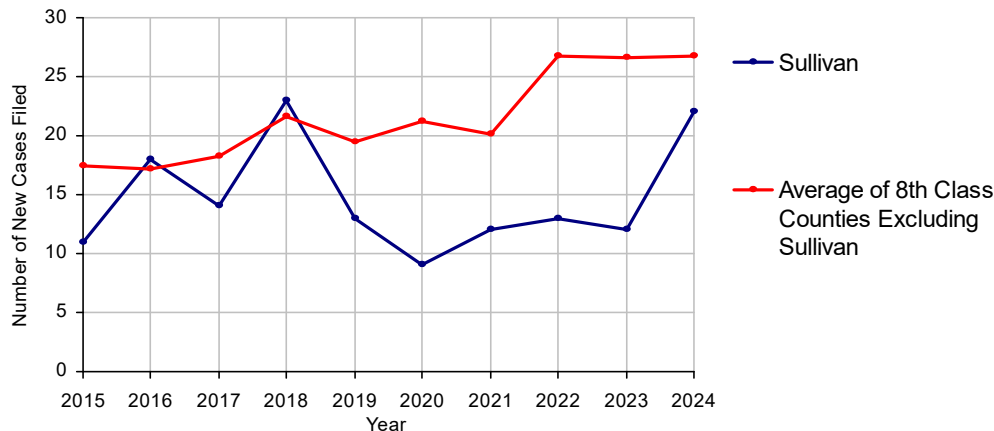
20

100.0%

Cases Pending 12/31/2024

4

PFA New Cases Filed, 2015-2024

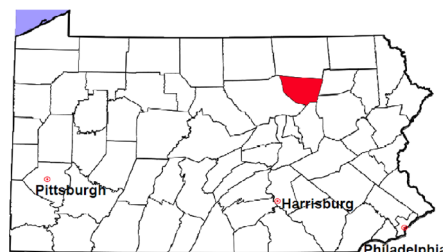


Sullivan County

2024 Population estimate: 5,927

Class of County: 8th

No. of Common Pleas Court Judgeships: 1
(Sullivan and Wyoming combined)



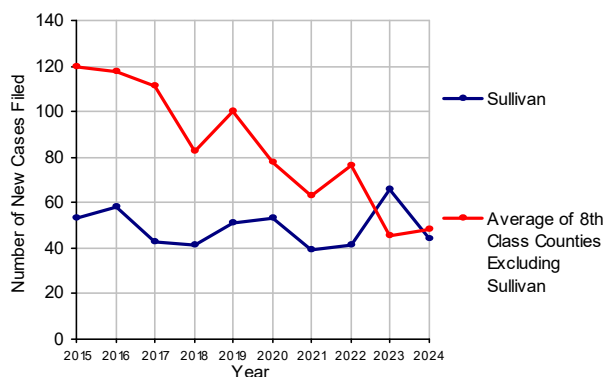
2024 Spousal & Child Support	No. of Petitions
Cases Pending 1/1/2024	42
New Cases Filed in 2024	44
Dockets Transferred In (+)	1
Dockets Transferred Out (-)	1
Cases Available for Processing	86
Processed By:	
Judge	0
Intake Officer	36 100.0%
Hearing Officer	0
Other	0
Cases Processed	36 100.0%
Cases Pending 12/31/2024	50

Data provided by PACSES

2024 Paternity	No. of Cases
Acknowledgements Filed:	
Non-Domestic Relations Section	1 100.0%
During Conference	0
Non-Stipulated (post genetic test)	0
Pre-Trial Conference	0
Total	1 100.0%
Established:	
Stipulated by Genetic Tests	0
Default - Father Failed to Appear	0
Adjudication by Court Proceeding	0
Out of State	0
Total	0
Cases Pending 12/31/2024	0

Data provided by PACSES

Spousal & Child Support New Cases Filed, 2015-2024



DEFINITIONS:

ACKNOWLEDGEMENTS FILED:

NON-DOMESTIC RELATIONS SECTION: The voluntary Acknowledgement of Paternity by the alleged father.

DURING CONFERENCE: The alleged father signed the Acknowledgement of Paternity-Waiver of Trial (PE-010) at the initial child support conference.

NON-STIPULATED (POST GENETIC TEST): The alleged father signed the Acknowledgement of Paternity-Waiver of Trial after genetic tests were conducted and resulted in the alleged father being determined to be the biological father.

PRE-TRIAL CONFERENCE: The alleged father signed the Acknowledgement of Paternity-Waiver of Trial at the pre-trial conference.

ESTABLISHED:

STIPULATED BY GENETIC TESTS: The alleged father requested genetic tests and signed a stipulation that if the test results had a 99% or higher probability of paternity then the alleged father would be stipulated as the biological father of the child.

DEFAULT - FATHER FAILED TO APPEAR: The alleged father failed to appear after being served for either a support conference, hearing, or genetic test and a default paternity order was entered by the court.

ADJUDICATION BY COURT PROCEEDING: The alleged father was determined to be the biological father of the child through a court proceeding.

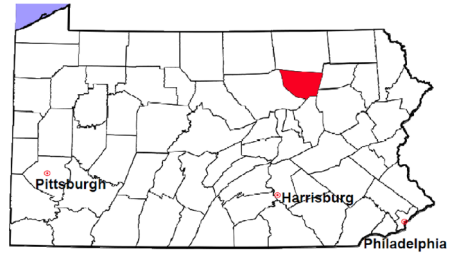
OUT OF STATE: Paternity was established in another state, "Out of state only".

Sullivan County

2024 Population Estimate: 5,927

Class of County: 8th

No. of Common Pleas Court Judgeships: 1
(Sullivan and Wyoming combined)



2024 Custody/Partial Custody/Visitation

No. of
Petitions

Cases Pending 1/1/2024

7

New Cases Filed in 2024

8

Cases Available for Processing

15

Processed By:

Judge

4

36.4%

Non-Judicial Officer

0

Administrative Review/Purge

2

18.2%

Other

5

45.5%

Cases Processed

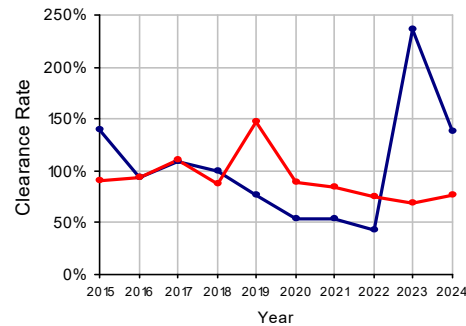
11

100.0%

Cases Pending 12/31/2024

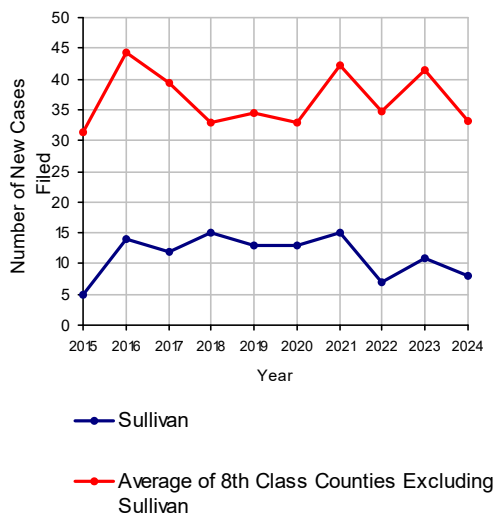
4

Clearance Rate, 2015-2024

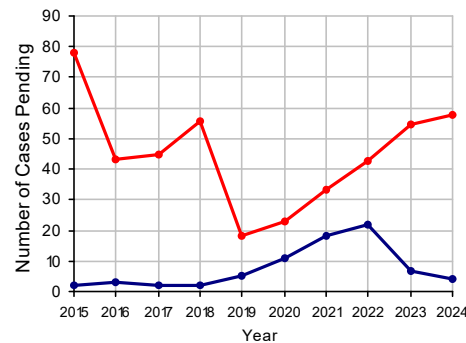


Note: Clearance Rate = Cases Processed / New Cases Filed

Custody/Partial Custody/Visitation New Cases Filed, 2015-2024



Cases Pending at the End of Year, 2015-2024

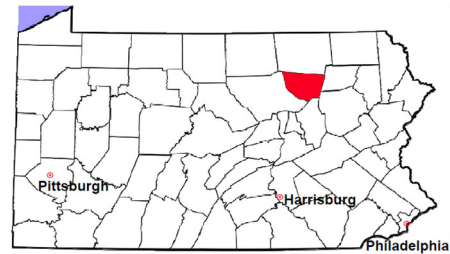


Sullivan County

2024 Population estimate: 5,927

Class of County: 8th

No. of Common Pleas Court Judgeships: 1
(Sullivan and Wyoming combined)



2024 Divorce

No. of Petitions

Cases Pending 1/1/2024

14

New Cases Filed in 2024

9

Cases Available for Processing

23

Processed By:

Contested Before a Judge

0

Contested Before a Non-Judicial Officer

0

Uncontested

8

100.0%

Administrative Review/Purge

0

Other

0

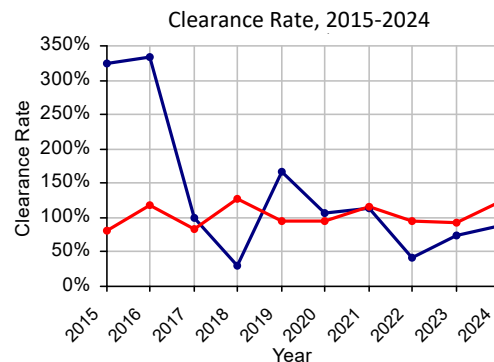
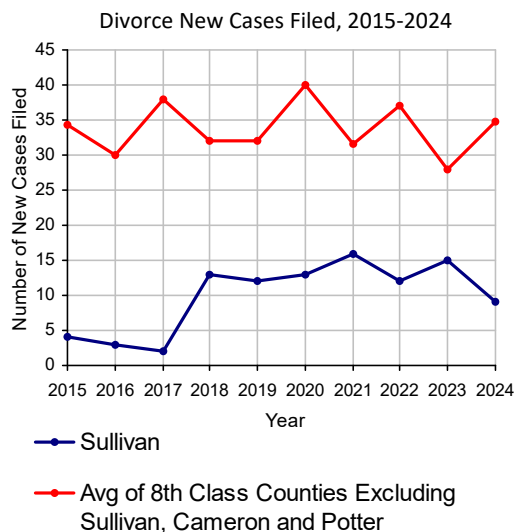
Cases Processed

8

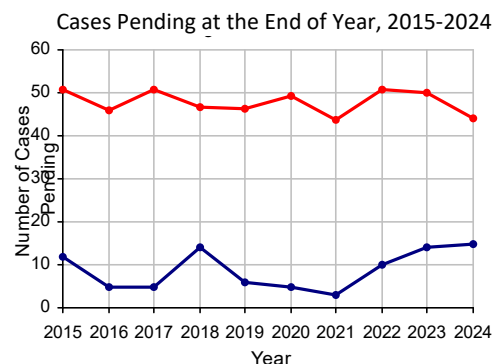
100.0%

Cases Pending 12/31/2024

15



Note: Clearance Rate = Cases Processed / New Cases Filed

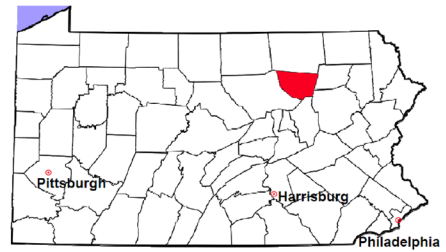


Sullivan County

2024 Population estimate: 5,927

Class of County: 8th

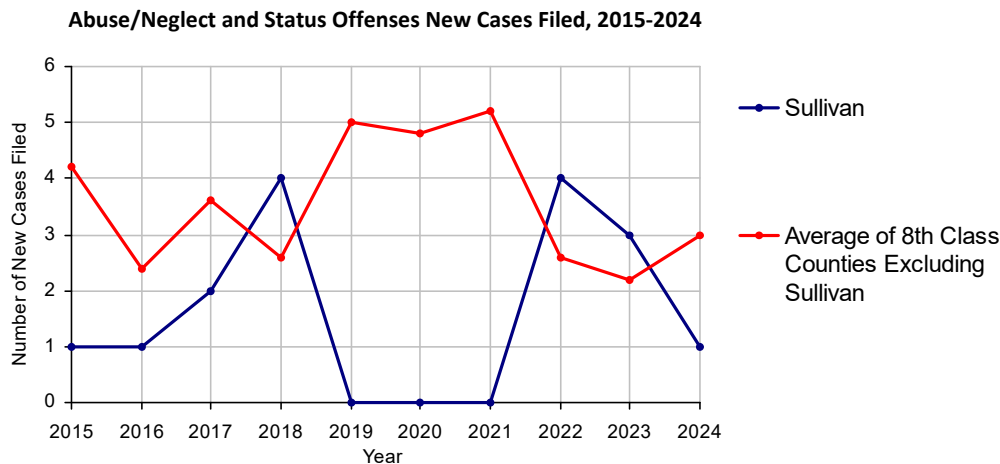
No. of Common Pleas Court Judgeships: 1
(Sullivan and Wyoming combined)



2024 Juvenile Dependency - Petitions Pending Adjudication

	Abuse/ Neglect	Status Offenses	Total
Cases Pending 1/1/2024	0	0	0
New Petitions Filed in 2024	1	0	1
Other	0	0	0
Total Petitions Available for Processing	1	0	1
Processed by:			
Adjudicated Dependent			
Judge	1	0	1
Juvenile Court Hearing Officer	0	0	0
Adjudicated NOT Dependent			
Judge	0	0	0
Juvenile Court Hearing Officer	0	0	0
Withdrawn/Transferred	0	0	0
Dismissed/Other	0	0	0
Total Petitions Processed	1	0	1
Cases Pending 12/31/2024	0	0	0

Data provided by Common Pleas Case Management System

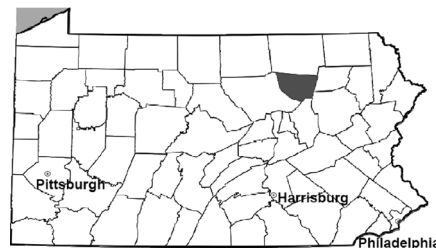


Sullivan County

2024 Population estimate: 5,927

Class of County: 8th

No. of Common Pleas Court Judgeships: 1
(Sullivan and Wyoming combined)



2024 Juvenile Dependency - Adjudicated Dependent Inventory

	Abuse/ Neglect	Status Offenses	Total
Cases Pending 1/1/2024	2	0	2
New Adjudicated Dependent Cases	1	0	1
Other	0	0	0
Total Adjudicated Dependent Cases	3	0	3
<u>Court Supervision Terminated:</u>			
Family Reunification	2 100.0%	0	2 100.0%
Adoption	0	0	0
Placement with a Relative/Guardian	0	0	0
Aged Out	0	0	0
Other Permanency Outcomes*	0	0	0
Other**	0	0	0
Total Adjudicated Dependent Cases Terminated	2 100.0%	0 100.0%	2 100.0%
Cases Pending 12/31/2024	1	0	1

Data provided by Common Pleas Case Management System

* Other Permanency Outcomes include: adjudicated delinquent, death due to natural causes, emancipation, permanent living arrangement, and parent has come forward.

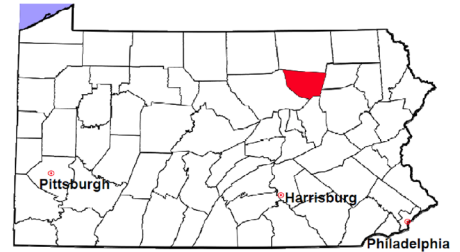
** Other includes cases where court supervision is terminated due to transfer out of jurisdiction, withdrawal and administrative closure.

Sullivan County

2024 Population estimate: 5,927

Class of County: 8th

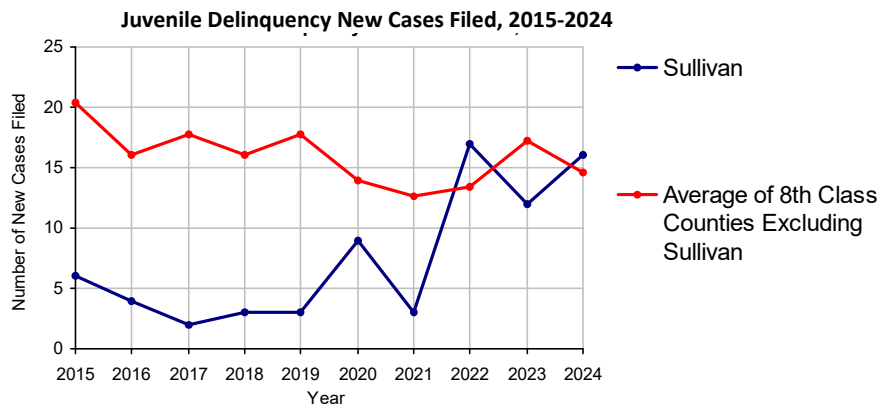
No. of Common Pleas Court Judgeships: 1
(Sullivan and Wyoming combined)



2024 Juvenile Delinquency - Cases Pending Disposition

Begin Pending	3
New Cases	16
Consent Decree Revoked	0
Informal Adjustment Program Revoked	0
Alternative Program Revoked	0
Warrant Returned	0
Other	1
Total Cases Available for Disposition	20
Warrant Issued	0
Disposed by:	
Adjudicated Delinquent by a Judge	7
Adjudicated Delinquent by a Juvenile Court Hearing Officer	0
Consent Decree Entered	2
Informal Adjustment Program Entered	0
Warned and Counseled (Pre-Petition)	0
Dismissed/Withdrawn/Transferred	1
Transferred to Criminal Court	1
Other	2
Total Cases Disposed	13
End Pending	7

Data provided by Common Pleas Case Management System



Sullivan County

2024 Population: 5,927
Class of County: 8th
No. of Common Pleas Judgeships: 1
(Sullivan and Wyoming combined)

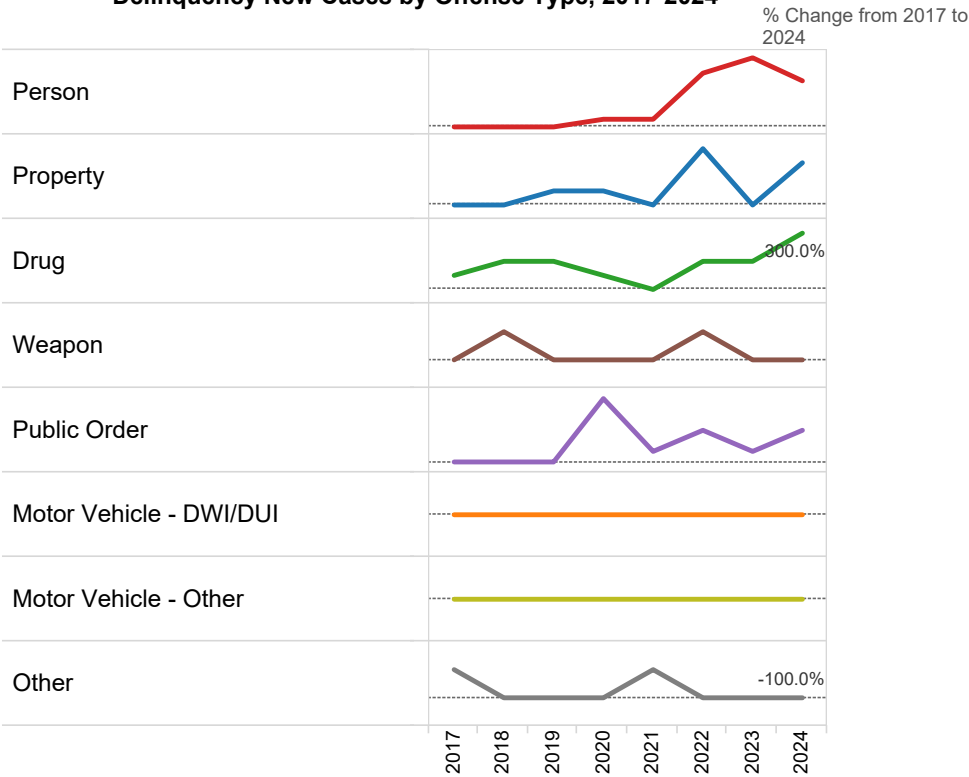


2024 Delinquency - New Cases by Offense Type

Case Type	Felony	Misdemeanor	Summary	Total	
Person	2	4	0	6	37.5%
Property	3	0	0	3	18.8%
Drug	0	4	0	4	25.0%
Weapon	0	0	0	0	0.0%
Public Order	0	1	2	3	18.8%
Motor Vehicle - DWI/DUI	0	0	0	0	0.0%
Motor Vehicle - Other	0	0	0	0	0.0%
Other	0	0	0	0	0.0%
Total	5	9	2	16	100.0%
	31.3%	56.3%	12.5%	100.0%	

Data provided by Common Pleas Case Management System

Delinquency New Cases by Offense Type, 2017-2024

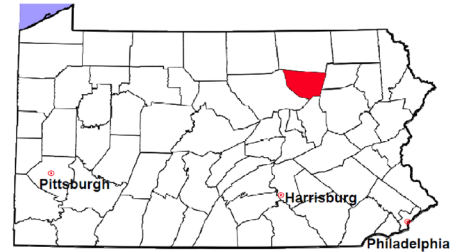


Sullivan County

2024 Population estimate: 5,927

Class of County: 8th

No. of Common Pleas Court Judgeships: 1
(Sullivan and Wyoming combined)



2024 Juvenile Delinquency - Formal Dispositions

Begin Pending	8
Adjudicated Delinquent by a Judge	7
Adjudicated Delinquent by a Juvenile Court Hearing Officer	0
Warrant Returned	0
Other	0
Total Adjudicated Delinquent Cases	15
Warrant Issued	0
Court Supervision Terminated:	
Conditions Satisfied	6
Compelling Reasons	0
Reached Age 21	0
Transferred to Another Juvenile Court	0
Other	0
Total Adjudicated Delinquent Cases Terminated	6
End Pending	9

(R) - Revised

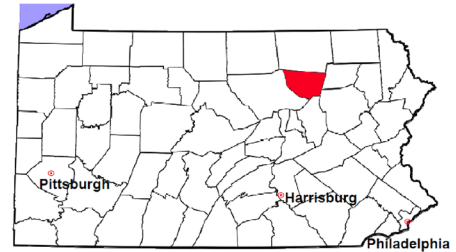
Data provided by Common Pleas Case Management System

Sullivan County

2024 Population estimate: 5,927

Class of County: 8th

No. of Common Pleas Court Judgeships: 1
(Sullivan and Wyoming combined)



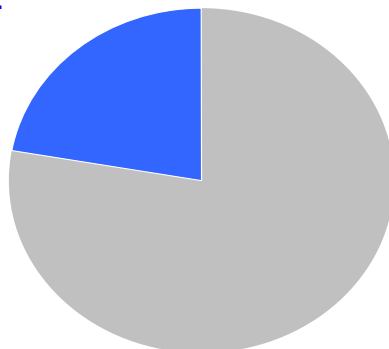
2024 Juvenile Delinquency - Informal Dispositions

Pending Consent Decrees	1
Pending Informal Adjustments	0
New Consent Decrees	2
New Informal Adjustments	0
Warrant Returned	0
Other	0
Cases Informally Disposed	3
 Warrant Issued	 0
Terminated by:	
Consent Decree Completed	1
Informal Adjustment Completed	0
Consent Decree Revoked	0
Informal Adjustment Program Revoked	0
Other	0
Total Informally Disposed Cases Terminated	1
 End Pending	 2

(R) - Revised

Data provided by Common Pleas Case Management System

Informal Dispositions: **22%**



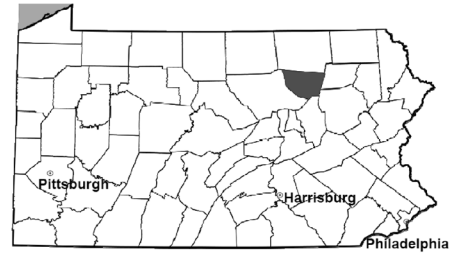
Delinquency Cases are disposed either formally, at a proceeding held before a judge or hearing officer, or informally without a proceeding. Informal dispositions include informal adjustments supervised by a juvenile probation officer; consent decrees agreed upon with the District Attorney after a petition is filed; or other pre-petition process by the juvenile probation department.

Sullivan County

2024 Population estimate: 5,927

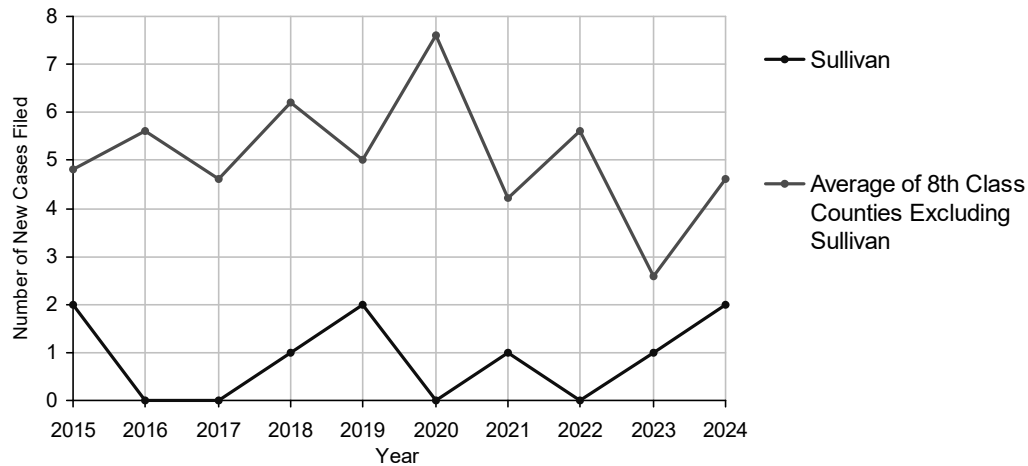
Class of County: 8th

No. of Common Pleas Court Judgeships: 1
(Sullivan and Wyoming combined)



2024 Accounts	No. of Cases
Cases Pending 1/1/2024	0
New Cases Filed in 2024	2
Cases Available for Processing	2
Processed By:	
Contested before a Judge	0
Contested before a Non-Judicial Officer	0
Uncontested	0
Other	0
Cases Processed	0
Cases Pending 12/31/2024	2

Accounts New Cases Filed, 2015-2024

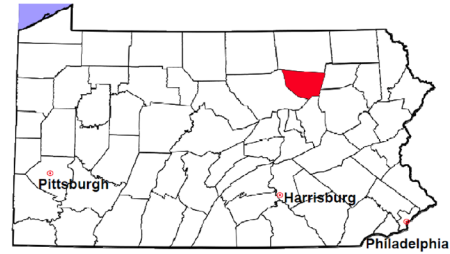


Sullivan County

2024 Population estimate: 5,927

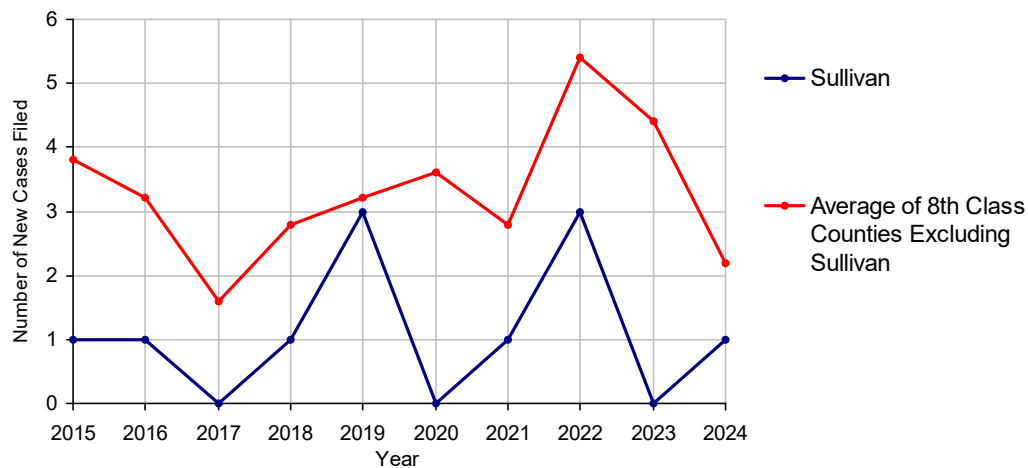
Class of County: 8th

No. of Common Pleas Court Judgeships: 1
(Sullivan and Wyoming combined)



2024 Adoptions		No. of Cases
Cases Pending 1/1/2024		0
New Cases Filed in 2024		1
Cases Available for Processing		1
Processed By:		
Contested before a Judge	Granted	0
	Denied	0
Uncontested	Granted	1 100.0%
	Denied	0
Other		0
Cases Processed		1 100.0%
Cases Pending 12/31/2024		0

Adoptions New Cases Filed, 2015-2024

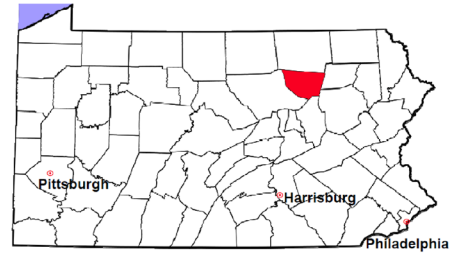


Sullivan County

2024 Population estimate: 5,927

Class of County: 8th

No. of Common Pleas Court Judgeships: 1
(Sullivan and Wyoming combined)



2024 Relinquishments/Terminations

No. of
Cases

Cases Pending 1/1/2024

1

New Cases Filed in 2024

2

Cases Available for Processing

3

Processed By:

Contested before a Judge

0

Uncontested

1

100.0%

Other

0

Cases Processed

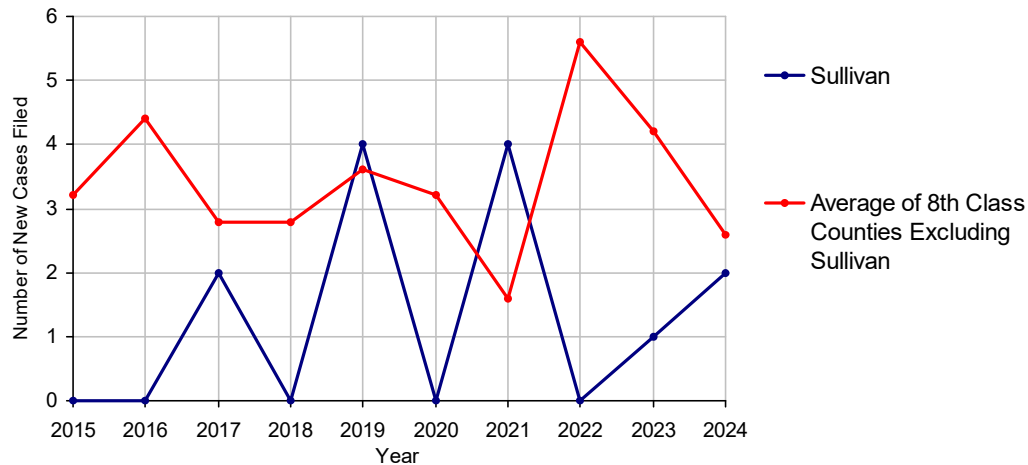
1

100.0%

Cases Pending 12/31/2024

2

Relinquishments/Terminations New Cases Filed, 2015-2024

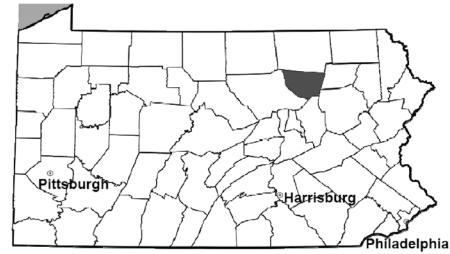


Sullivan County

2024 Population estimate: 5,927

Class of County: 8th

No. of Common Pleas Court Judgeships: 1
(Sullivan and Wyoming combined)



2024 Appointment of Guardians

**No. of
Cases**

Cases Pending 1/1/2024

2

New Cases Filed in 2024

1

Cases Available for Processing

3

Processed By:

Contested before a Judge

0

Uncontested

2

100.0%

Other

0

Cases Processed

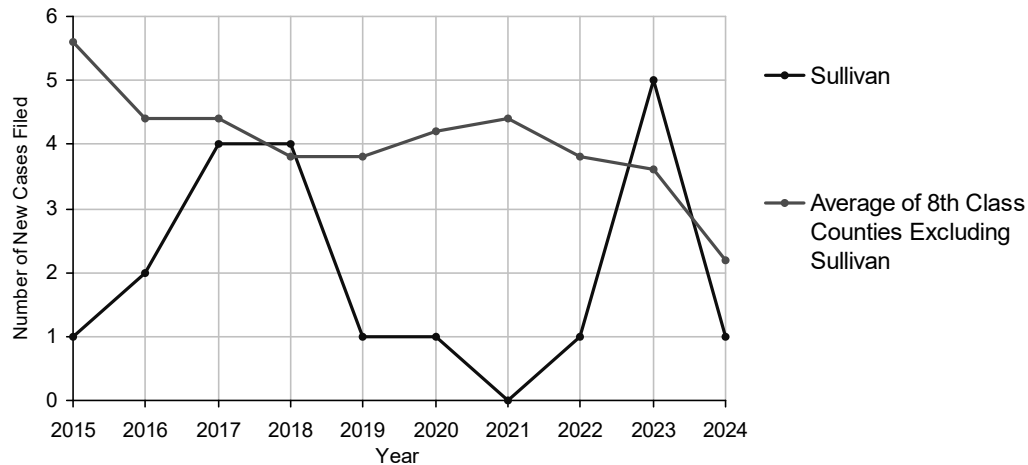
2

100.0%

Cases Pending 12/31/2024

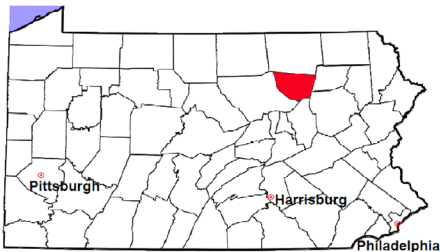
1

Appointment of Guardians New Cases Filed, 2015-2024



Sullivan County

2024 Population estimate: 5,927
Class of County: 8th
No. of Common Pleas Court Judgeships: 1
(Sullivan and Wyoming combined)



2024 Jury Yield and Utilization

Jury Yield

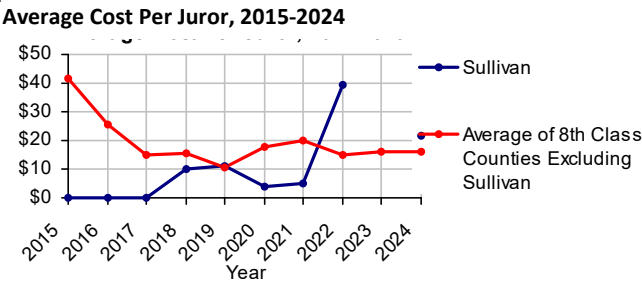
Qualification Questionnaires/Summonses Mailed:	326	A			
Returned Undeliverable:	19	B	5.8%	Of Qualification Questionnaires/ Summonses Mailed	
Not Responded to:	83	C	25.5%		
the Number of Prospective Jurors:					
Disqualified:	15	D	4.6%		
Exempted:	0	E			
Excused:	35	F	10.7%		
Deferred to New Term:	39	G	12.0%		
Deferred from Previous Term:	0	H			
Total Number of Qualified Jurors Available for Service:	135	I	41.4%		
I=A-B-C-D-E-F-G+H					

Jury Utilization

the Number of Jurors:				
Reporting for Service:	52	38.5%	Of Jurors Qualified and Available	
Told Not to Report for Service:	107	79.3%		
Sent to Courtroom for Jury Selection (Voir Dire):	52	100.0%	Of Jurors Reporting for Service	
Impaneled or Sworn (jurors/alternates):	14	26.9%		
Removed for Cause/Hardship:	18			
Removed by Peremptory Challenge:	0			
Number of Jury Trials Started:	1			
Pool Days:	1			
Zero Panel Days	0			(Of Pool Days)

Jury Costs

Total Annual Budget for Juror Operations:	\$6,974.00	J
Average Cost Per Juror:	\$21.39	K
K=J/A		



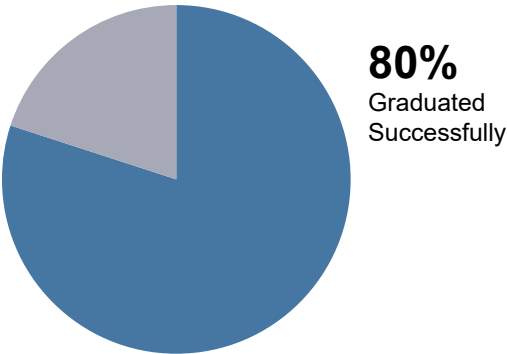
Wyoming/Sullivan Counties

2024 Treatment Courts

5 Discharges

7 Admissions

Of All Court Participants Discharged:



Adult Drug Court

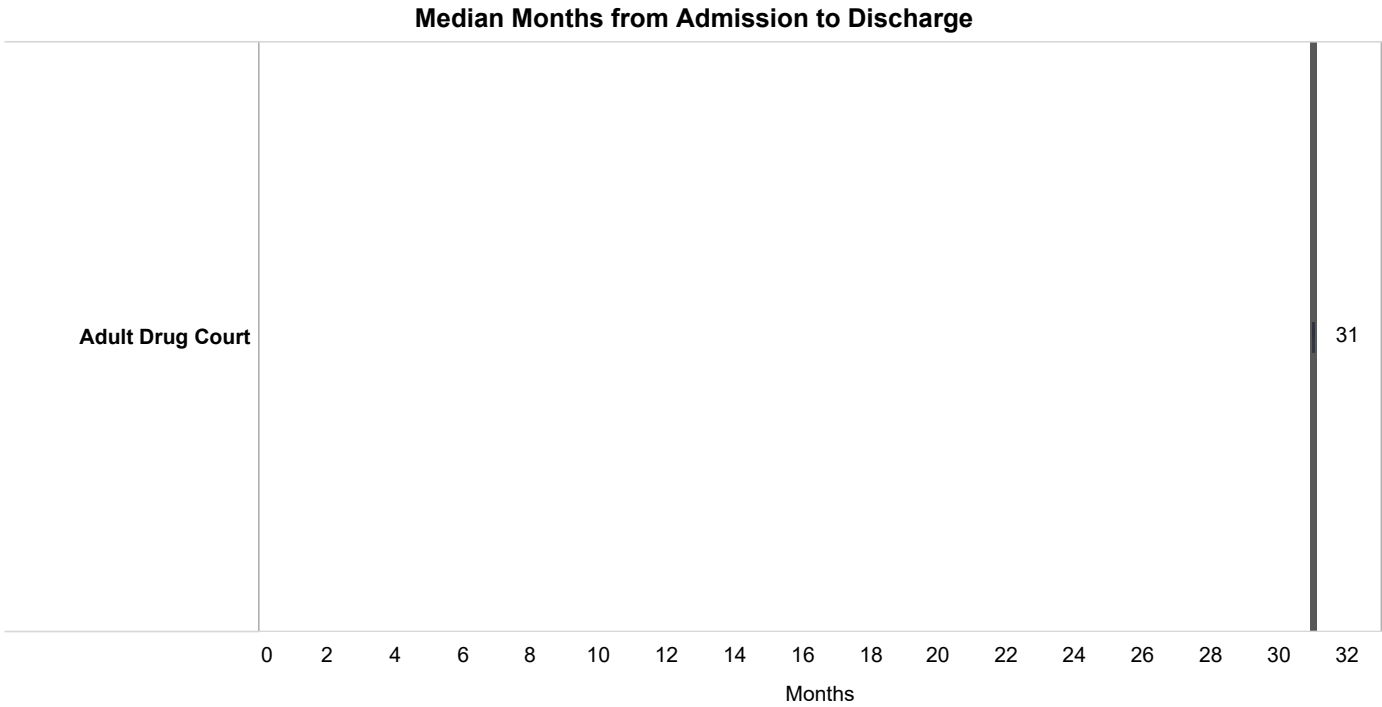
7

Discharge Reason

	Successfully Completed	Unsuccessful /Absconded	Total Discharges
Adult Drug Court	4 (80.0%)	1 (20.0%)	5 (100.0%)


Wyoming/Sullivan Counties

2024 Treatment Courts

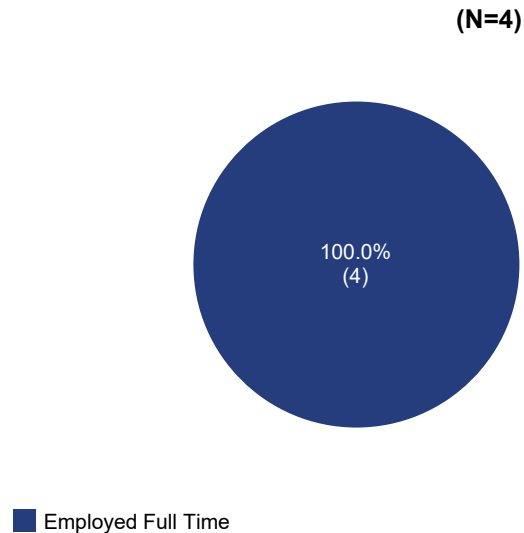


Among successful graduates, there was a 100% increase in employment.

100% of the employed successful graduates were employed full time:



20% (1) of all participants have improved in **education level** at discharge.



DEPARTMENT OF RESEARCH & STATISTICS

KIM NIEVES, PH.D.

DIRECTOR

ANDREW GINDER, MPA

ASSISTANT DIRECTOR

YAN LIU, M.S.

SENIOR STATISTICAL ANALYST

SASANKA ADIKARI, PH.D

DATA SCIENTIST

AMANDA PEREIRA

RESEARCH ASSISTANT