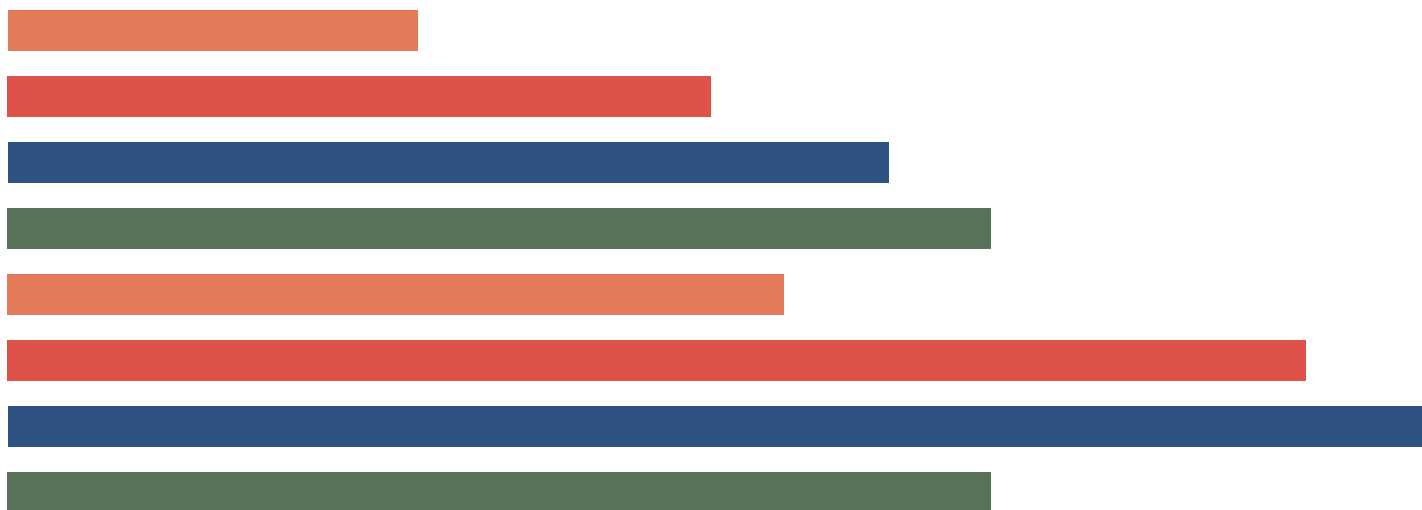


2024

Court of Common Pleas
Caseload Statistics for

Potter County



We are pleased to provide you with a copy of the 2024 County Caseload Display pages. They can also be viewed on the AOPC webpage at www.pacourts.us in the *News & Statistics* section under *Research & Statistics*.

Should you have any questions or comments, please do not hesitate to contact me at 717.231.3300.

Sincerely,

A handwritten signature in black ink, appearing to read 'Sasanka', is written over a horizontal line.

Sasanka Adikari, Ph.D.
Data Scientist
Department of Research and Statistics

Table of Contents

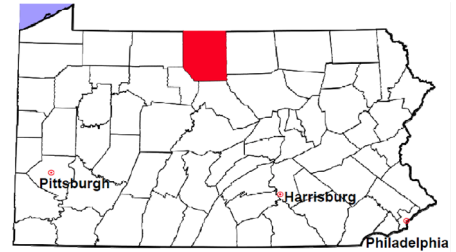
CPCMS Criminal	Page 1
CPCMS Criminal - New Cases by Case Type.....	Page 2
Civil.....	Page 3
Civil - Docketed Cases Listed by Case Type.....	Page 4
Protection From Abuse	Page 5
Spousal & Child Support and Paternity	Page 6
Custody/Partial Custody/Visitation.....	Page 7
Divorce	Page 8
Juvenile Dependency - Active Dependent Inventory	Page 9
Juvenile Dependency - Adjudicated Dependent Inventory	Page 10
Juvenile Delinquency - Cases Pending Disposition.....	Page 11
Juvenile Delinquency - New Cases by Case Type	Page 12
Juvenile Delinquency - Formal Dispositions	Page 13
Juvenile Delinquency - Informal Dispositions	Page 14
Accounts.....	Page 15
Adoptions.....	Page 16
Relinquishments/Terminations	Page 17
Appointment of Guardians	Page 18
Jury Yield and Utilization	Page 19
Treatment Courts.....	Pages 20-21

Potter County

2024 Population estimate: 15,993

Class of County: 8th

No. of Common Pleas Court Judgeships: 1



2024 Criminal No. of Cases

Cases Pending 1/1/2024	149
New Cases Filed in 2024	309
Reopened Cases	12
Cases Available for Processing	470

Processed by:

Withdrawn/Dismissed	12	3.6%
Diversionsary Disposition*	95	28.3%
Guilty Plea	210	62.5%
Non-Jury Trial	0	
Jury Trial	2	0.6%
Inactive	16	4.8%
Other	1	0.3%
Total Cases Processed	336	100.0%

Cases Pending 12/31/2024 **134**

Cases Awaiting Sentencing 23

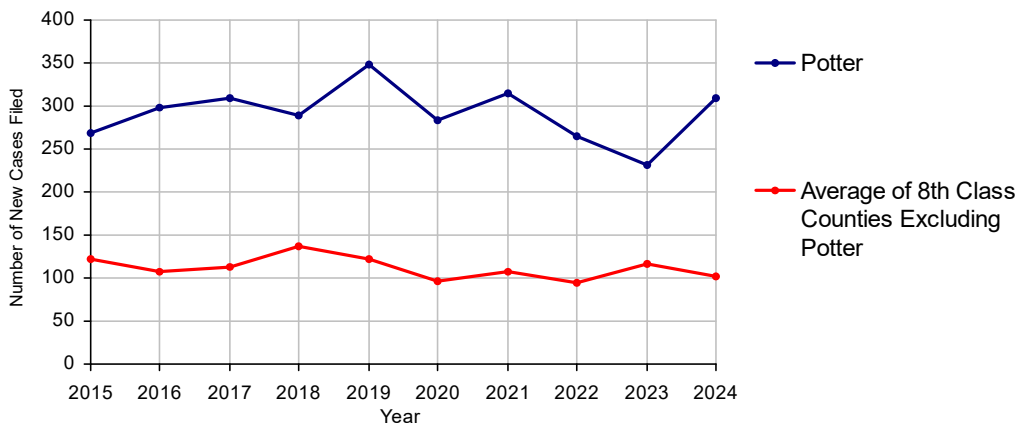
Data provided by Common Pleas Case Management System

* Includes other diversionary programs such as Veterans Court.

Age of Pending Cases as of 12/31/2024

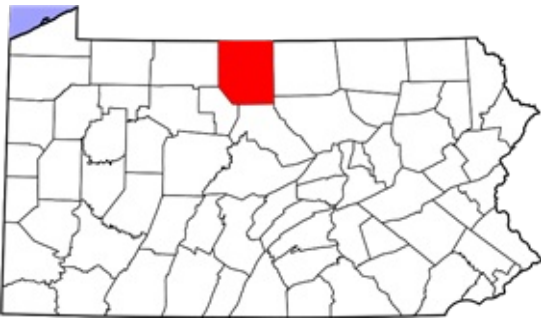
0-60 Days	55	41.0%
61-120 Days	23	17.2%
121-180 Days	19	14.2%
181-240 Days	8	6.0%
241-300 Days	4	3.0%
301-360 Days	10	7.5%
Over 360 Days	15	11.2%
Total	134	100.0%

Criminal New Cases, 2015-2024



Potter County

2024 Population: 15,993
Class of County: 8th
No. of Common Pleas Judgeships: 1

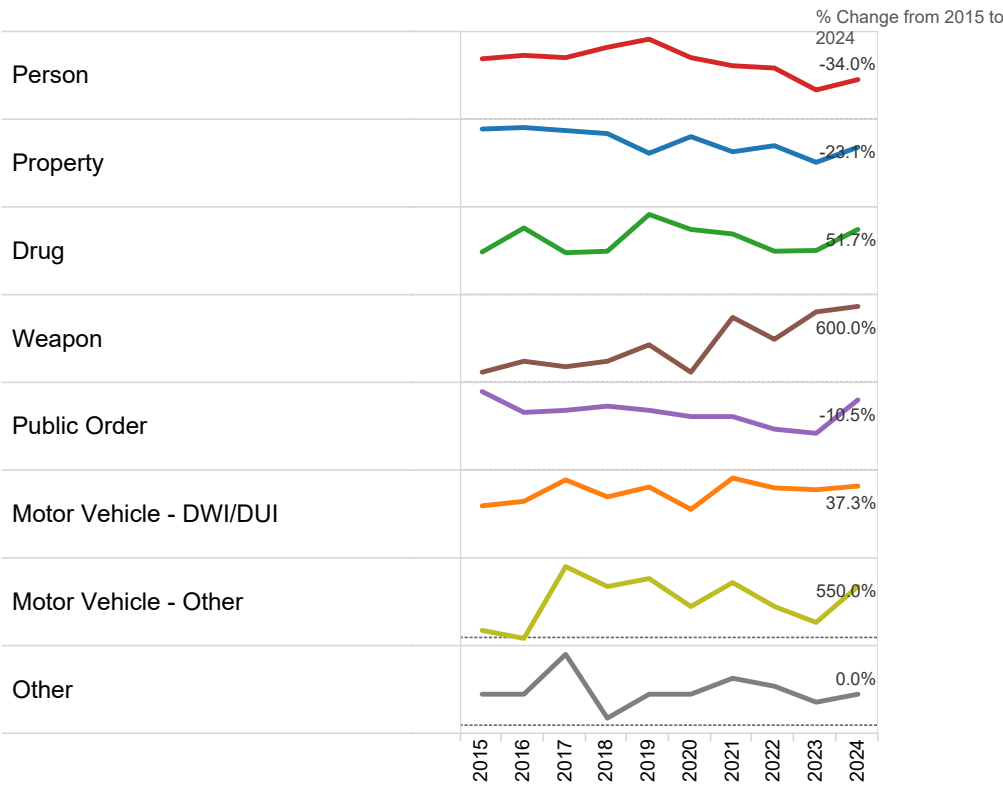


2024 Criminal - New Cases by Offense Type

Case Type	Felony	Misdemeanor	Summary	Total	
Person	19	16	0	35	11.3%
Property	20	20	0	40	12.9%
Drug	6	82	0	88	28.5%
Weapon	10	4	0	14	4.5%
Public Order	7	25	2	34	11.0%
Motor Vehicle - DWI/DUI	5	76	0	81	26.2%
Motor Vehicle - Other	0	2	11	13	4.2%
Other	4	0	0	4	1.3%
Total	71	225	13	309	100.0%
	23.0%	72.8%	4.2%	100.0%	

Data provided by Common Pleas Case Management System

Criminal New Cases by Offense Type, 2015-2024

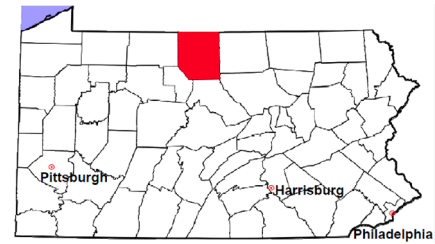


Potter County

2024 Population estimate: 15,993

Class of County: 8th

No. of Common Pleas Court Judgeships: 1

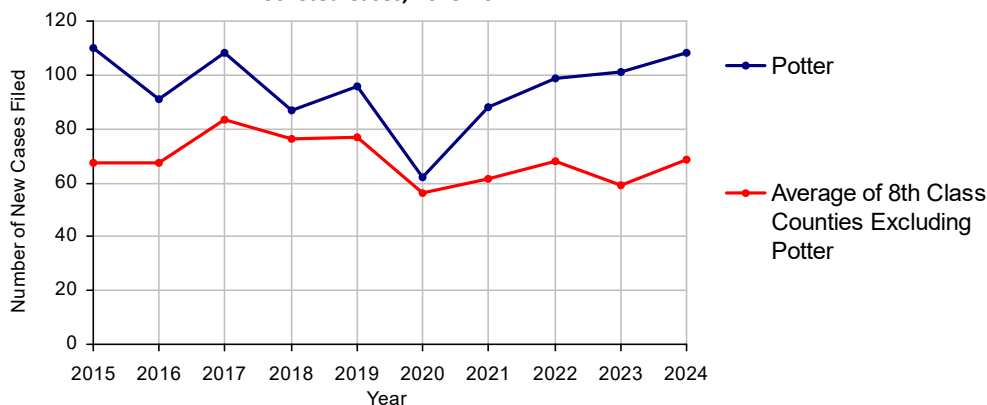


2024 Civil	Civil Action	Other	Total
Cases Pending 1/1/2024	70	45	115
Docketed Cases	72	36	108
Arbitration Appeals	0	0	0
Transferred In	0	0	0
Returned to Active	0	1	1
Cases Available for Processing	142	82	224
Processed By:			
Default Judgments	36	10	46
Cases Decided by Arbitration Board	0	0	0
Dispositive Motions	0	0	0
Settlements	2	2	4
Moved to Inactive Status	0	0	0
Transferred/Withdrawn	1	0	1
Dismissed/Discontinued	24	11	35
Administrative Purge	0	0	0
Other	6	0	6
Jury Trial	0	0	0
Non-Jury Trial	0	0	0
Total Cases Processed	69	23	92
Cases Pending 12/31/2024	73	59	132

Age of Pending Cases as of 12/31/2024 (Civil Action Only)

0-6 months	31	42.5%
7-12 months	10	13.7%
13-18 months	6	8.2%
19-24 months	9	12.3%
25-30 months	8	11.0%
31-36 months	5	6.8%
37-42 months	1	1.4%
43-48 months	1	1.4%
49-54 months	0	
55-60 months	0	
61-66 months	0	
67-72 months	0	
Over 72 months	2	2.7%
Total	73	100.0%

Docketed Cases, 2015-2024

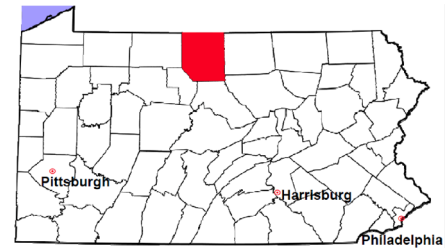


Potter County

2024 Population estimate: 15,993

Class of County: 8th

No. of Common Pleas Court Judgeships: 1



2024 Civil - Docketed Cases Listed by Case Type

TORT	3	2.8%	REAL PROPERTY	25	23.1%
<i>(does not include mass tort)</i>			Ejectment*	5	
Intentional	0		Eminent Domain/Condemnation*	8	
Malicious Prosecution	0		Ground Rent	0	
Motor Vehicle	2		Landlord/Tenant Dispute	0	
Nuisance	0		Mortgage Foreclosure:		
Premise Liability	0		Residential*	7	
Product Liability	0		Commercial*	0	
Slander/Libel/Defamation	0		Partition of Real Property*	2	
Other	1		Quiet Title*	3	
MASS TORT	0		Other*	0	
Asbestos	0		CIVIL APPEALS	9	8.3%
Tobacco	0		<i>- Administrative Agencies</i>		
Toxic Tort - DES	0		Board of Assessment*	0	
Toxic Tort - Implant	0		Board of Elections*	0	
Toxic Waste	0		Dept. of Transportation*	5	
Other	0		Zoning Board*	0	
PROFESSIONAL LIABILITY	0		Statutory Appeal - Other*	0	
Dental	0		Other*	4	
Legal	0		MISCELLANEOUS	2	1.9%
Medical Malpractice	0		Common Law/		
Other	0		Statutory Arbitration*	0	
CONTRACT	69	63.9%	Declaratory Judgment*	0	
<i>(does not include judgments)</i>			Mandamus*	0	
Buyer Plaintiff	1		Non-Domestic Relations		
Debt Collection: Credit Card	34		Restraining Order*	0	
Debt Collection: Other	30		Quo Warranto*	0	
Employment Dispute: Discrimination	0		Replevin*	1	
Employment Dispute: Other	0		Other*	1	
Other	4				
Of the Docketed Cases:			TOTAL DOCKETED CASES:	108	100.0%
Pro Se Filings:	0	Class Action Suits:	0	MDJ Appeals:	3 2.8%

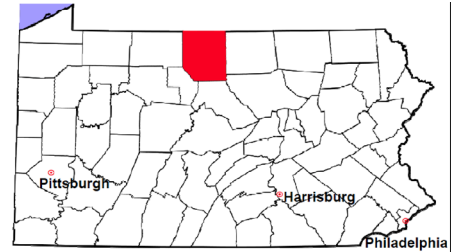
*Civil Other

Potter County

2024 Population estimate: 15,993

Class of County: 8th

No. of Common Pleas Court Judgeships: 1



2024 Protection From Abuse

**No. of
Petitions**

Cases Pending 1/1/2024 8

New Cases Filed in 2024 52

Of these, Petitions Requesting Temporary Orders: 52 (100.0%)

Temporary Orders DENIED: 3 (5.8%), Temporary Orders GRANTED: 49 (94.2%)

Cases Available for Processing 60

Processed By:

Temporary Order DENIED After Ex Parte Hearing and No Evidentiary Hearing Scheduled 0

Temporary Order DISMISSED After Evidentiary Hearing and No Final Order Entered 0

Final Order DENIED After Evidentiary Hearing Before a Judge or a Judicial Officer 5 10.2%

Final Order GRANTED After Evidentiary Hearing Before a Judge or a Judicial Officer 16 32.7%

Plaintiff Did Not Appear For Evidentiary Hearing 0

Final Order by STIPULATION OR AGREEMENT Between the Parties 28 57.1%

Petition WITHDRAWN by Plaintiff 0

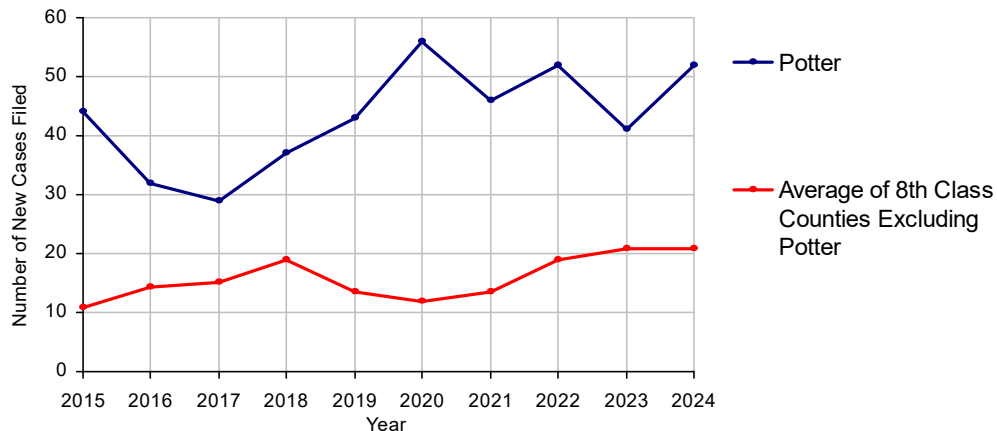
TRANSFERRED to Another Jurisdiction 0

Other 0

Cases Processed 49 100.0%

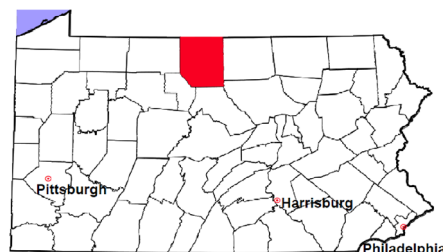
Cases Pending 12/31/2024 11

PFA New Cases Filed, 2015-2024



Potter County

2024 Population estimate: 15,993
 Class of County: 8th
 No. of Common Pleas Court Judgeships: 1



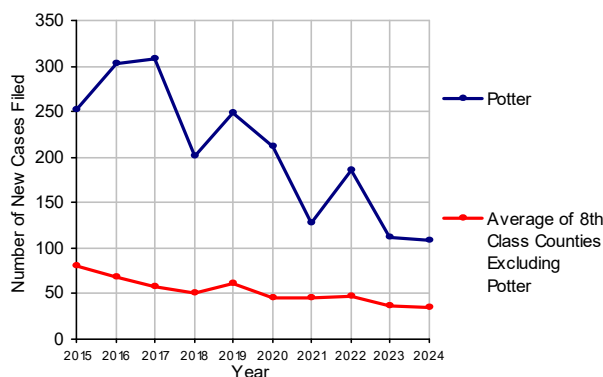
2024 Spousal & Child Support	No. of Petitions
Cases Pending 1/1/2024	90
New Cases Filed in 2024	108
Dockets Transferred In (+)	1
Dockets Transferred Out (-)	2
Cases Available for Processing	197
Processed By:	
Judge	4 4.2%
Intake Officer	91 95.8%
Hearing Officer	0
Other	0
Cases Processed	95 100.0%
Cases Pending 12/31/2024	102

Data provided by PACSES

2024 Paternity	No. of Cases
Acknowledgements Filed:	
Non-Domestic Relations Section	11 91.7%
During Conference	1 8.3%
Non-Stipulated (post genetic test)	0
Pre-Trial Conference	0
Total	12 100.0%
Established:	
Stipulated by Genetic Tests	2 50.0%
Default - Father Failed to Appear	1 25.0%
Adjudication by Court Proceeding	0
Out of State	1 25.0%
Total	4 100.0%
Cases Pending 12/31/2024	4

Data provided by PACSES

Spousal & Child Support New Cases Filed, 2015-2024



DEFINITIONS:

ACKNOWLEDGEMENTS FILED:

NON-DOMESTIC RELATIONS SECTION: The voluntary Acknowledgement of Paternity by the alleged father.
DURING CONFERENCE: The alleged father signed the Acknowledgement of Paternity-Waiver of Trial (PE-010) at the initial child support conference.
NON-STIPULATED (POST GENETIC TEST): The alleged father signed the Acknowledgement of Paternity-Waiver of Trial after genetic tests were conducted and resulted in the alleged father being determined to be the biological father.
PRE-TRIAL CONFERENCE: The alleged father signed the Acknowledgement of Paternity-Waiver of Trial at the pre-trial conference.

ESTABLISHED:

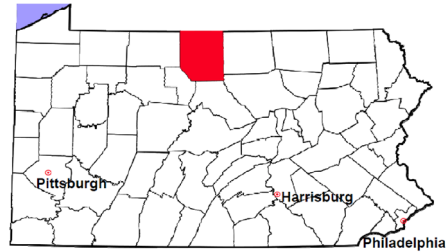
STIPULATED BY GENETIC TESTS: The alleged father requested genetic tests and signed a stipulation that if the test results had a 99% or higher probability of paternity then the alleged father would be stipulated as the biological father of the child.
DEFAULT - FATHER FAILED TO APPEAR: The alleged father failed to appear after being served for either a support conference, hearing, or genetic test and a default paternity order was entered by the court.
ADJUDICATION BY COURT PROCEEDING: The alleged father was determined to be the biological father of the child through a court proceeding.
OUT OF STATE: Paternity was established in another state, "Out of state only".

Potter County

2024 Population Estimate: 15,993

Class of County: 8th

No. of Common Pleas Court Judgeships: 1



2024 Custody/Partial Custody/Visitation

No. of
Petitions

Cases Pending 1/1/2024

102

New Cases Filed in 2024

80

Cases Available for Processing

182

Processed By:

Judge

77

93.9%

Non-Judicial Officer

5

6.1%

Administrative Review/Purge

0

Other

0

Cases Processed

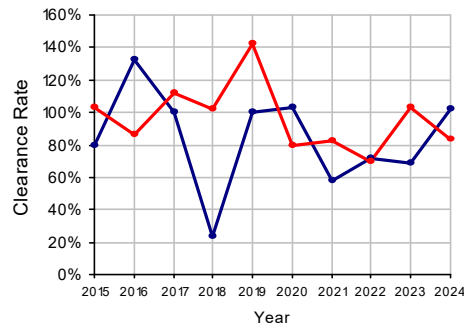
82

100.0%

Cases Pending 12/31/2024

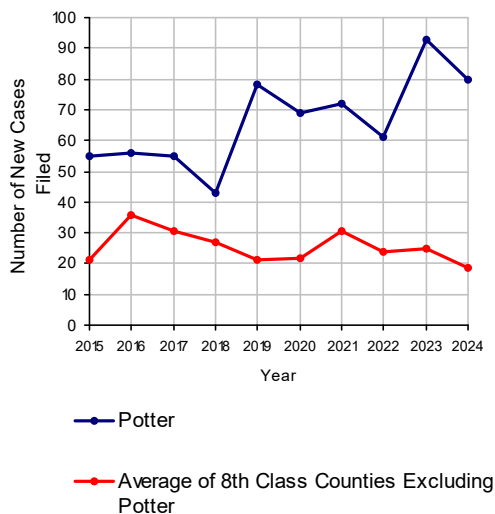
100

Clearance Rate, 2015-2024

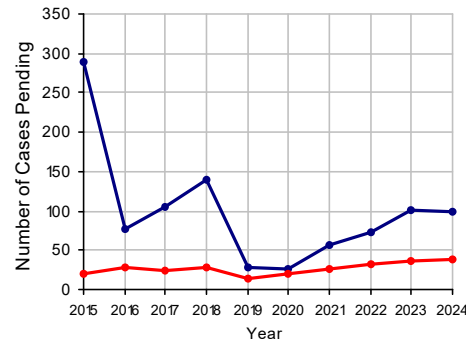


Note: Clearance Rate = Cases Processed / New Cases Filed

Custody/Partial Custody/Visitation New Cases Filed, 2015-2024



Cases Pending at the End of Year, 2015-2024

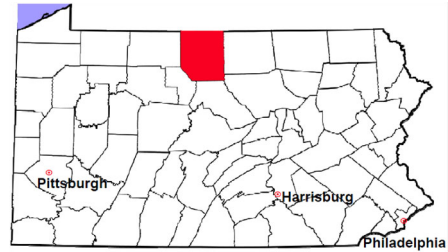


Potter County

2024 Population estimate: 15,993

Class of County: 8th

No. of Common Pleas Court Judgeships: 1



2024 Divorce

No. of Petitions

Cases Pending 1/1/2024

6,413

New Cases Filed in 2024

3,703

Cases Available for Processing

10,116

Processed By:

Contested Before a Judge

1

<0.1%

Contested Before a Non-Judicial Officer

0

Uncontested

3,389

82.4%

Administrative Review/Purge

725

17.6%

Other

0

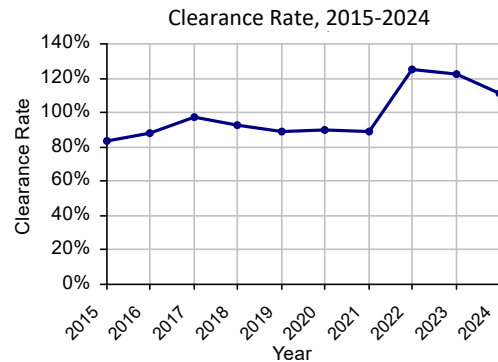
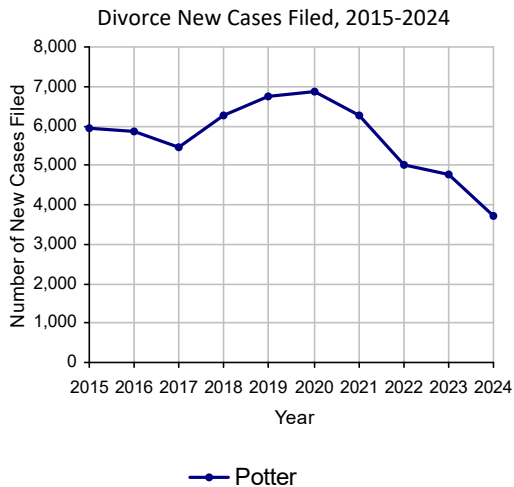
Cases Processed

4,115

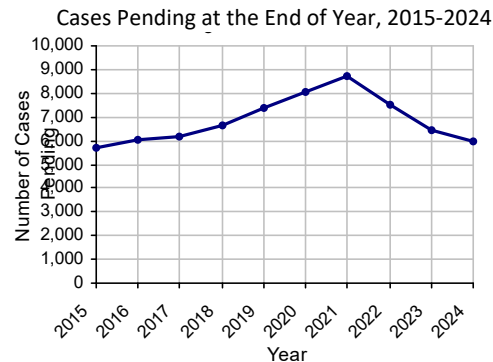
100.0%

Cases Pending 12/31/2024

6,001



Note: Clearance Rate = Cases Processed / New Cases Filed

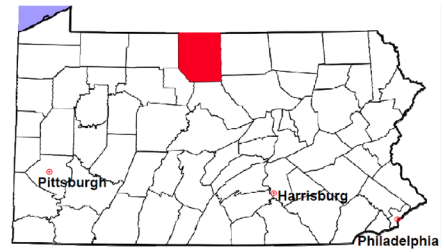


Potter County

2024 Population estimate: 15,993

Class of County: 8th

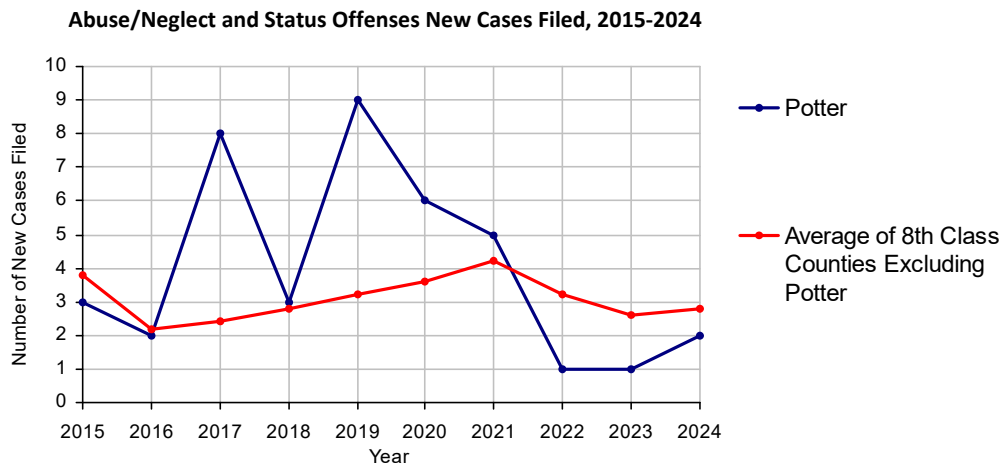
No. of Common Pleas Court Judgeships: 1



2024 Juvenile Dependency - Petitions Pending Adjudication

	Abuse/ Neglect	Status Offenses	Total
Cases Pending 1/1/2024	0	0	0
New Petitions Filed in 2024	1	1	2
Other	0	0	0
Total Petitions Available for Processing	1	1	2
Processed by:			
Adjudicated Dependent			
Judge	0	1	1
Juvenile Court Hearing Officer	0	0	0
Adjudicated NOT Dependent			
Judge	0	0	0
Juvenile Court Hearing Officer	0	0	0
Withdrawn/Transferred	1	0	1
Dismissed/Other	0	0	0
Total Petitions Processed	1	1	2
Cases Pending 12/31/2024	0	0	0

Data provided by Common Pleas Case Management System

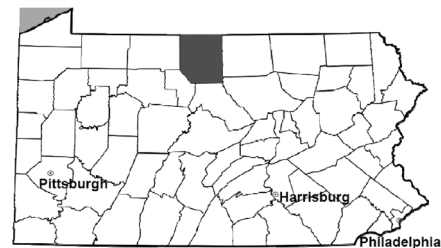


Potter County

2024 Population estimate: 15,993

Class of County: 8th

No. of Common Pleas Court Judgeships: 1



2024 Juvenile Dependency - Adjudicated Dependent Inventory

	Abuse/ Neglect	Status Offenses	Total
Cases Pending 1/1/2024	7	0	7
New Adjudicated Dependent Cases	0	1	1
Other	0	0	0
Total Adjudicated Dependent Cases	7	1	8
<u>Court Supervision Terminated:</u>			
Family Reunification	0	0	0
Adoption	2 33.3%	0	2 33.3%
Placement with a Relative/Guardian	2 33.3%	0	2 33.3%
Aged Out	1 16.7%	0	1 16.7%
Other Permanency Outcomes*	1 16.7%	0	1 16.7%
Other**	0	0	0
Total Adjudicated Dependent Cases Terminated	6 100.0%	0 100.0%	6 100.0%
Cases Pending 12/31/2024	1	1	2

Data provided by Common Pleas Case Management System

* Other Permanency Outcomes include: adjudicated delinquent, death due to natural causes, emancipation, permanent living arrangement, and parent has come forward.

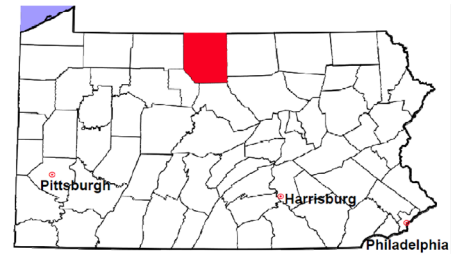
** Other includes cases where court supervision is terminated due to transfer out of jurisdiction, withdrawal and administrative closure.

Potter County

2024 Population estimate: 15,993

Class of County: 8th

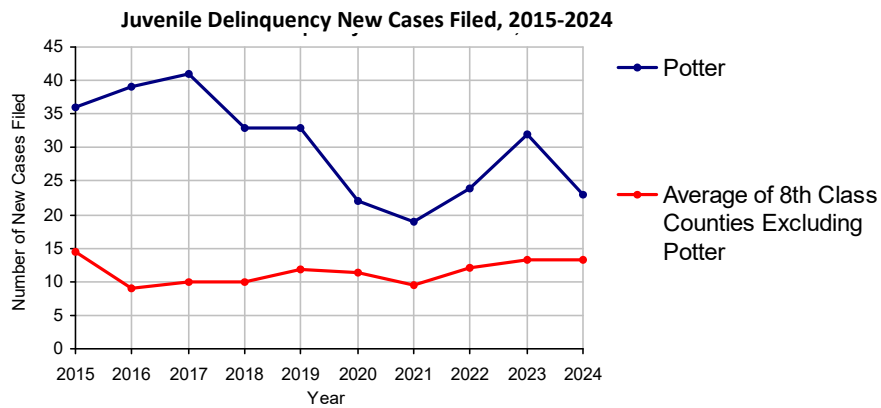
No. of Common Pleas Court Judgeships: 1



2024 Juvenile Delinquency - Cases Pending Disposition

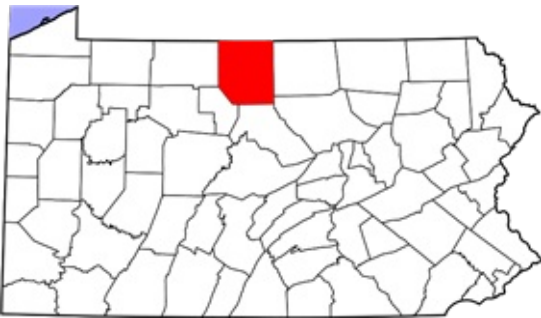
Begin Pending	15
New Cases	23
Consent Decree Revoked	2
Informal Adjustment Program Revoked	0
Alternative Program Revoked	0
Warrant Returned	0
Other	0
Total Cases Available for Disposition	40
Warrant Issued	0
Disposed by:	
Adjudicated Delinquent by a Judge	9
Adjudicated Delinquent by a Juvenile Court Hearing Officer	0
Consent Decree Entered	10
Informal Adjustment Program Entered	5
Warned and Counseled (Pre-Petition)	0
Dismissed/Withdrawn/Transferred	7
Transferred to Criminal Court	1
Other	2
Total Cases Disposed	34
End Pending	6

Data provided by Common Pleas Case Management System



Potter County

2024 Population: 15,993
Class of County: 8th
No. of Common Pleas Judgeships: 1

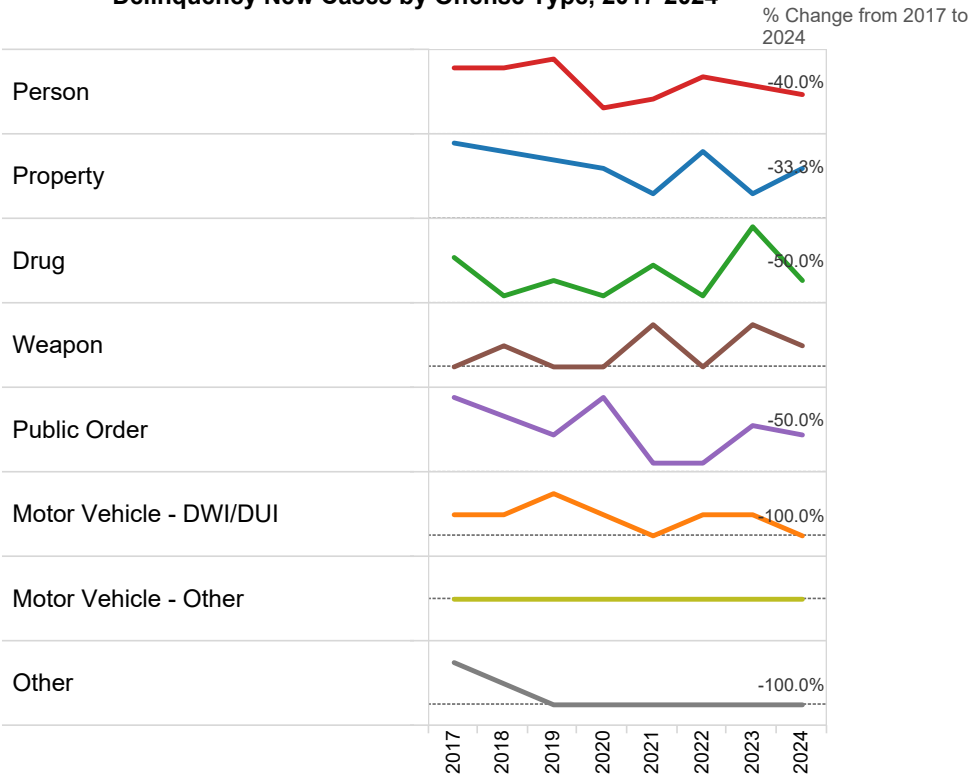


2024 Delinquency - New Cases by Offense Type

Case Type	Felony	Misdemeanor	Summary	Total	
Person	4	5	0	9	39.1%
Property	5	1	0	6	26.1%
Drug	0	3	0	3	13.0%
Weapon	0	1	0	1	4.3%
Public Order	1	3	0	4	17.4%
Motor Vehicle - DWI/DUI	0	0	0	0	0.0%
Motor Vehicle - Other	0	0	0	0	0.0%
Other	0	0	0	0	0.0%
Total	10	13	0	23	100.0%
	43.5%	56.5%	0.0%	100.0%	

Data provided by Common Pleas Case Management System

Delinquency New Cases by Offense Type, 2017-2024

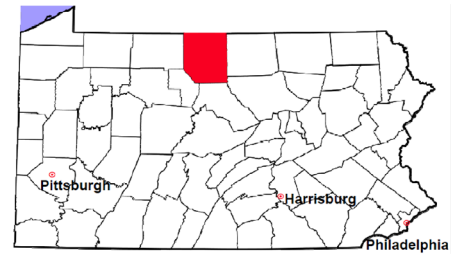


Potter County

2024 Population estimate: 15,993

Class of County: 8th

No. of Common Pleas Court Judgeships: 1



2024 Juvenile Delinquency - Formal Dispositions

Begin Pending	13
Adjudicated Delinquent by a Judge	9
Adjudicated Delinquent by a Juvenile Court Hearing Officer	0
Warrant Returned	0
Other	1
Total Adjudicated Delinquent Cases	23
Warrant Issued	0
Court Supervision Terminated:	
Conditions Satisfied	4
Compelling Reasons	5
Reached Age 21	0
Transferred to Another Juvenile Court	0
Other	1
Total Adjudicated Delinquent Cases Terminated	10
End Pending	13

(R) - Revised

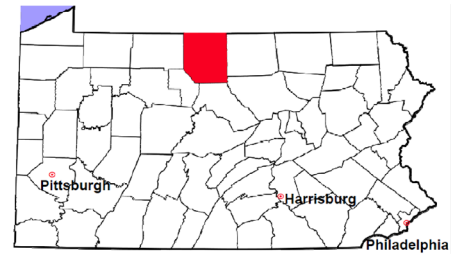
Data provided by Common Pleas Case Management System

Potter County

2024 Population estimate: 15,993

Class of County: 8th

No. of Common Pleas Court Judgeships: 1



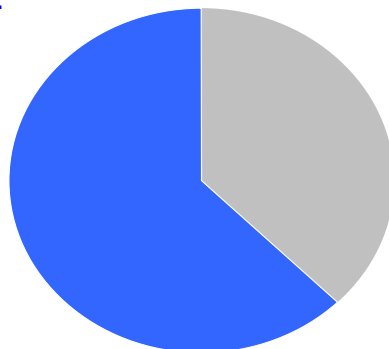
2024 Juvenile Delinquency - Informal Dispositions

Pending Consent Decrees	8
Pending Informal Adjustments	1
New Consent Decrees	10
New Informal Adjustments	5
Warrant Returned	0
Other	0
Cases Informally Disposed	24
Warrant Issued	0
Terminated by:	
Consent Decree Completed	8
Informal Adjustment Completed	4
Consent Decree Revoked	2
Informal Adjustment Program Revoked	0
Other	2
Total Informally Disposed Cases Terminated	16
End Pending	8

(R) - Revised

Data provided by Common Pleas Case Management System

Informal Dispositions: **63%**



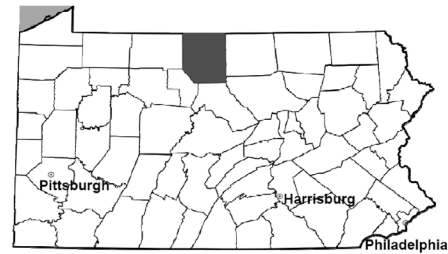
Delinquency Cases are disposed either formally, at a proceeding held before a judge or hearing officer, or informally without a proceeding. Informal dispositions include informal adjustments supervised by a juvenile probation officer; consent decrees agreed upon with the District Attorney after a petition is filed; or other pre-petition process by the juvenile probation department.

Potter County

2024 Population estimate: 15,993

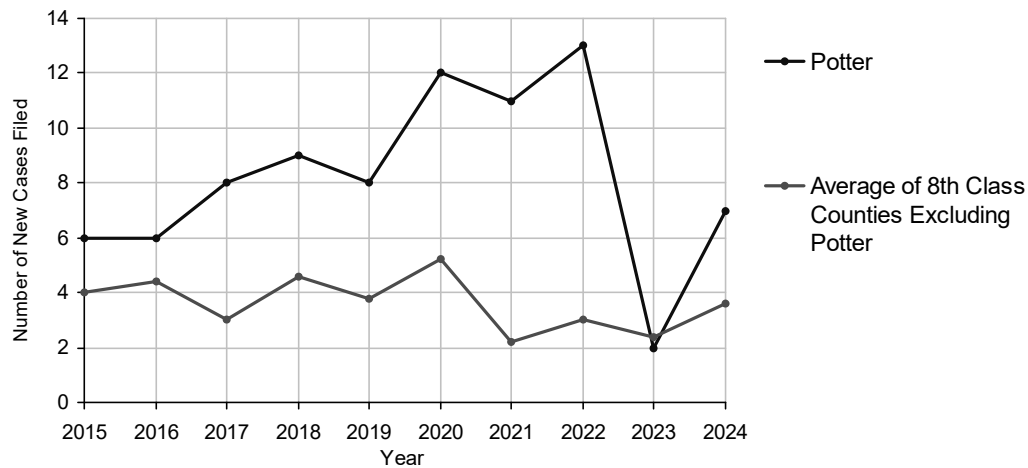
Class of County: 8th

No. of Common Pleas Court Judgeships: 1



2024 Accounts	No. of Cases	
Cases Pending 1/1/2024	2	
New Cases Filed in 2024	7	
Cases Available for Processing	9	
Processed By:		
Contested before a Judge	0	
Contested before a Non-Judicial Officer	0	
Uncontested	2	100.0%
Other	0	
Cases Processed	2	100.0%
Cases Pending 12/31/2024	7	

Accounts New Cases Filed, 2015-2024

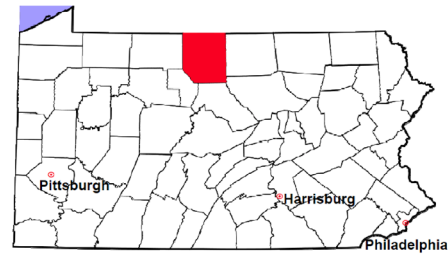


Potter County

2024 Population estimate: 15,993

Class of County: 8th

No. of Common Pleas Court Judgeships: 1



2024 Adoptions

**No. of
Cases**

Cases Pending 1/1/2024

0

New Cases Filed in 2024

7

Cases Available for Processing

7

Processed By:

Contested before a Judge

Granted

2

66.7%

Denied

0

Uncontested

Granted

0

Denied

0

Other

1

33.3%

Cases Processed

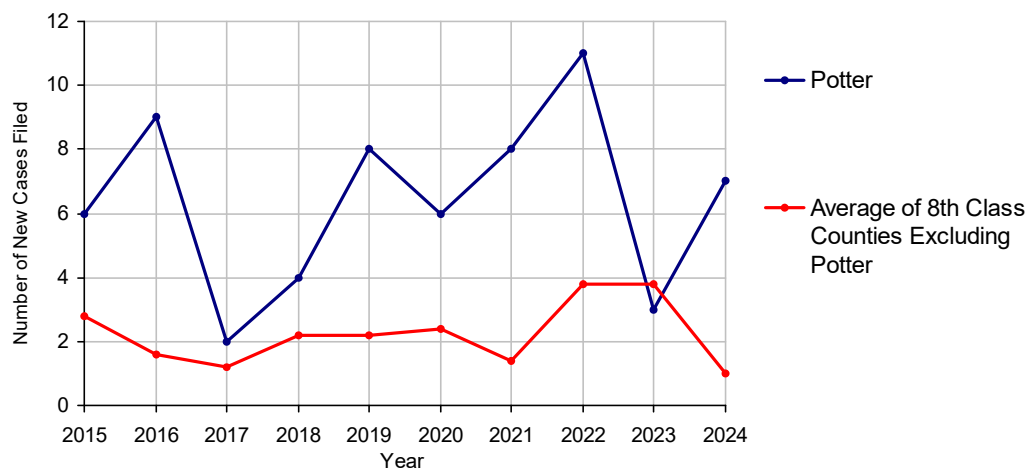
3

100.0%

Cases Pending 12/31/2024

4

Adoptions New Cases Filed, 2015-2024

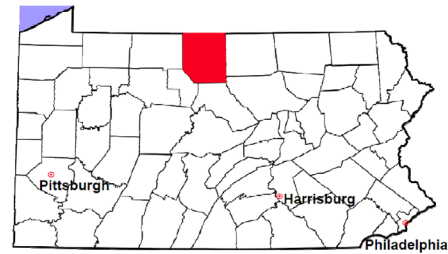


Potter County

2024 Population estimate: 15,993

Class of County: 8th

No. of Common Pleas Court Judgeships: 1



2024 Relinquishments/Terminations

No. of
Cases

Cases Pending 1/1/2024

0

New Cases Filed in 2024

11

Cases Available for Processing

11

Processed By:

Contested before a Judge

1 16.7%

Uncontested

5 83.3%

Other

0

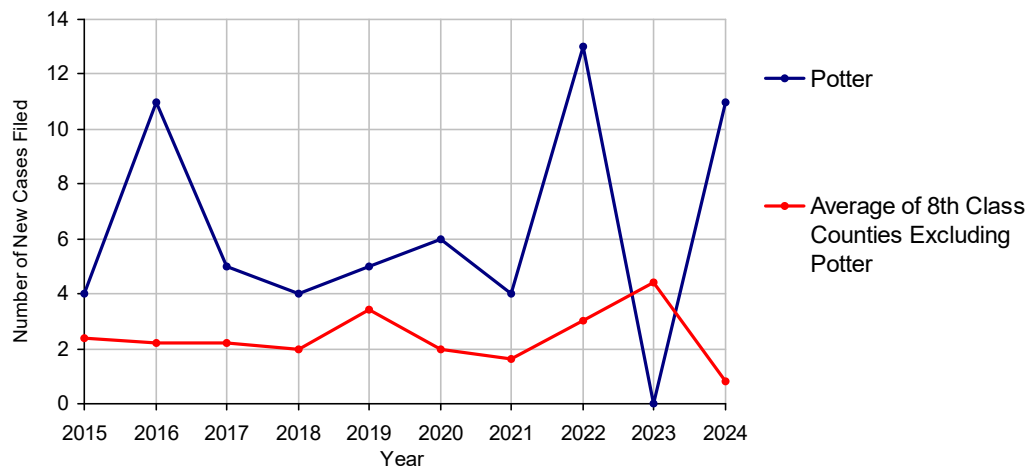
Cases Processed

6 100.0%

Cases Pending 12/31/2024

5

Relinquishments/Terminations New Cases Filed, 2015-2024

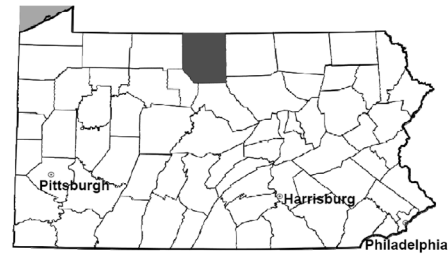


Potter County

2024 Population estimate: 15,993

Class of County: 8th

No. of Common Pleas Court Judgeships: 1



2024 Appointment of Guardians

**No. of
Cases**

Cases Pending 1/1/2024

5

New Cases Filed in 2024

1

Cases Available for Processing

6

Processed By:

Contested before a Judge

0

Uncontested

0

Other

0

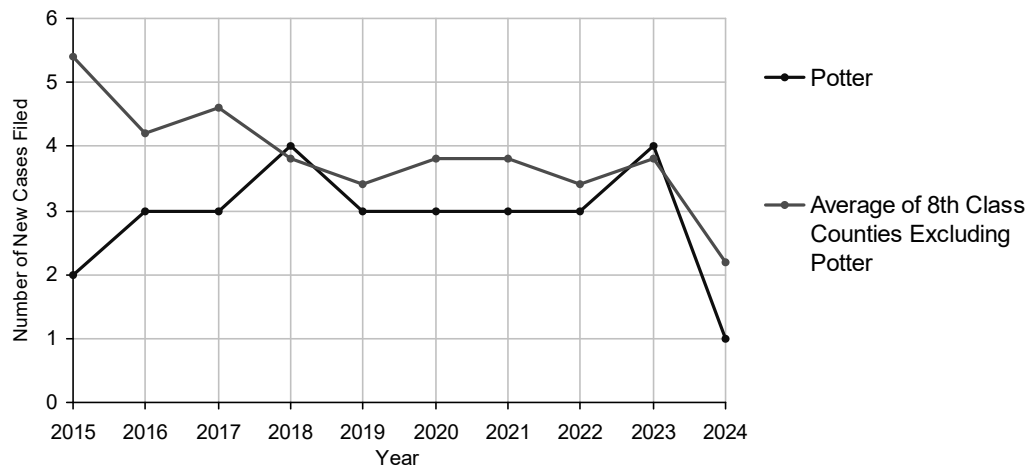
Cases Processed

0

Cases Pending 12/31/2024

6

Appointment of Guardians New Cases Filed, 2015-2024

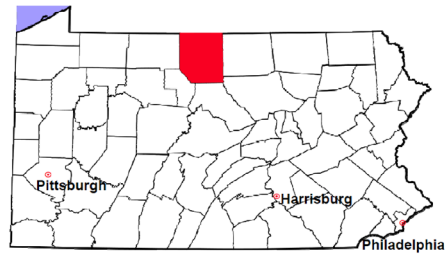


Potter County

2024 Population estimate: 15,993

Class of County: 8th

No. of Common Pleas Court Judgeships: 1



2024 Jury Yield and Utilization

Jury Yield

Qualification Questionnaires/Summonses Mailed:	780	A		
Returned Undeliverable:	60	B	7.7%	Of Qualification Questionnaires/ Summonses Mailed
Not Responded to:	75	C	9.6%	
the Number of Prospective Jurors:				
Disqualified:	56	D	7.2%	
Exempted:	41	E	5.3%	
Excused:	171	F	21.9%	
Deferred to New Term:	38	G	4.9%	
Deferred from Previous Term:	0	H		
Total Number of Qualified Jurors Available for Service:	339	I	43.5%	

$I = A - B - C - D - E - F - G + H$

Jury Utilization

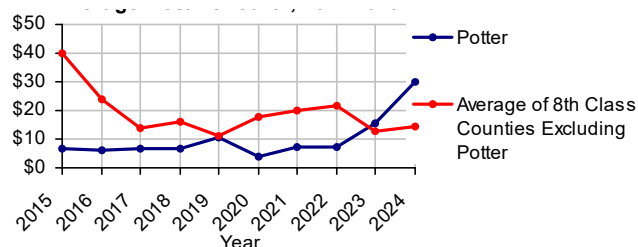
the Number of Jurors:			
Reporting for Service:	308	90.9%	Of Jurors Qualified and Available
Told Not to Report for Service:	369	108.8%	
Sent to Courtroom for Jury Selection (Voir Dire):	251	81.5%	Of Jurors Reporting for Service
Impaneled or Sworn (jurors/alternates):	98	31.8%	
Removed for Cause/Hardship:	26		
Removed by Peremptory Challenge:	116		
Number of Jury Trials Started:	2		
Pool Days:	7		
Zero Panel Days:	4	57.1%	(Of Pool Days)

Jury Costs

Total Annual Budget for Juror Operations:	\$23,339.00	J
Average Cost Per Juror:	\$29.92	K

$K = J/A$

Average Cost Per Juror, 2015-2024

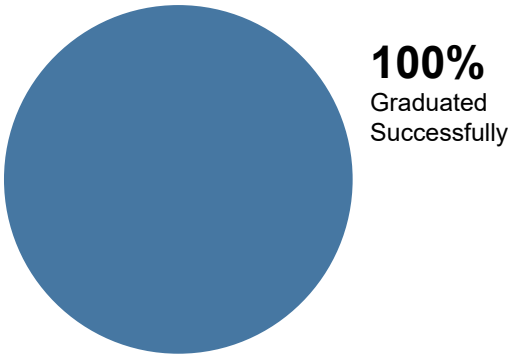


Potter County

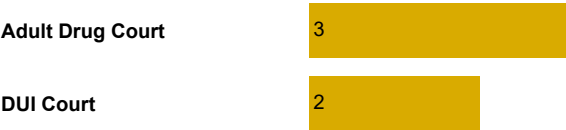
2024 Treatment Courts

8 Discharges

Of All Court Participants Discharged:



5 Admissions

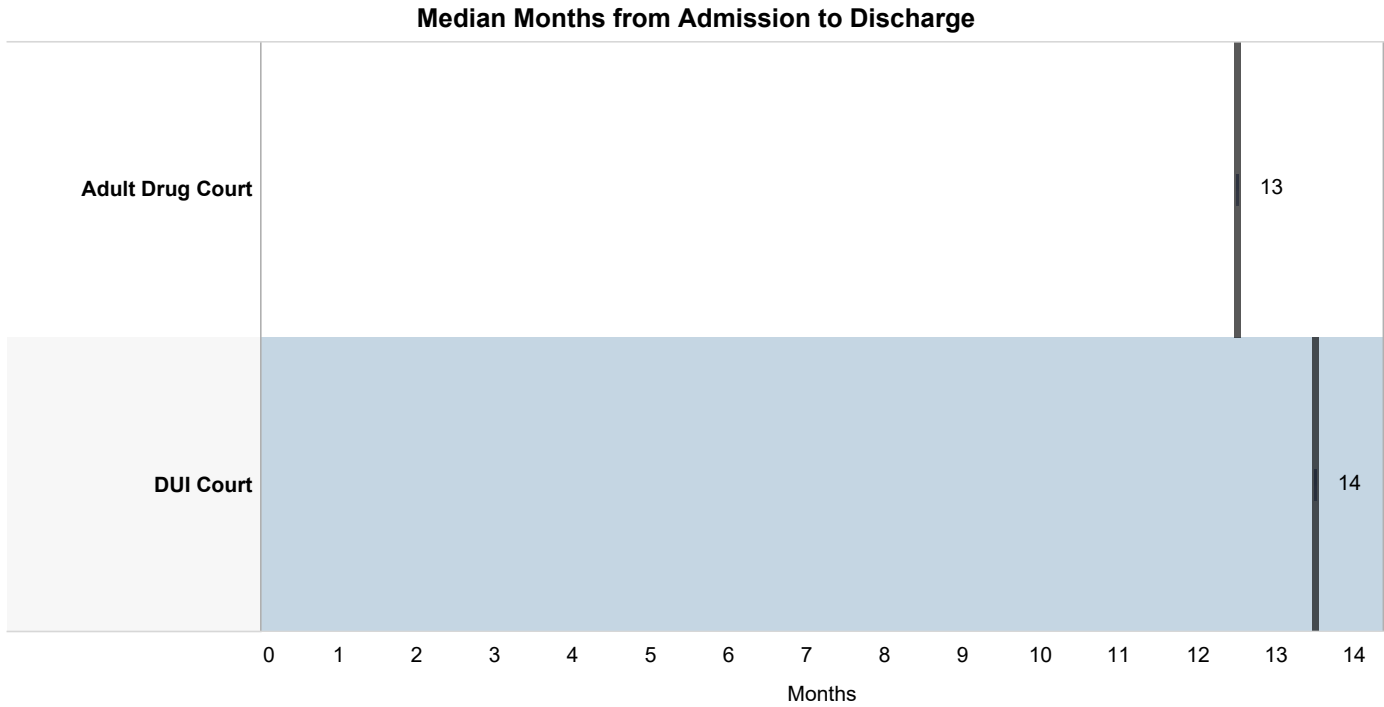


Discharge Reason

	Successfully Completed	Total Discharges
Adult Drug Court	2 (100.0%)	2 (100.0%)
DUI Court	6 (100.0%)	6 (100.0%)


Potter County

2024 Treatment Courts

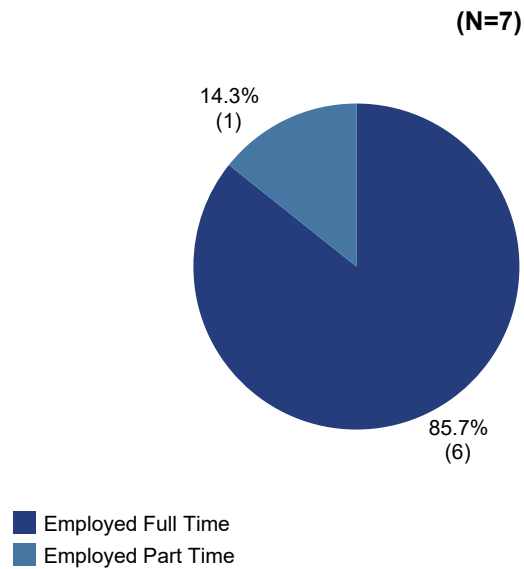


Among successful graduates, there was a 75% increase in employment.

86% of the employed successful graduates were employed full time:



25% (2) of all participants have improved in **education level** at discharge.



DEPARTMENT OF RESEARCH & STATISTICS

KIM NIEVES, PH.D.

DIRECTOR

ANDREW GINDER, MPA

ASSISTANT DIRECTOR

YAN LIU, M.S.

SENIOR STATISTICAL ANALYST

SASANKA ADIKARI, PH.D

DATA SCIENTIST

AMANDA PEREIRA

RESEARCH ASSISTANT