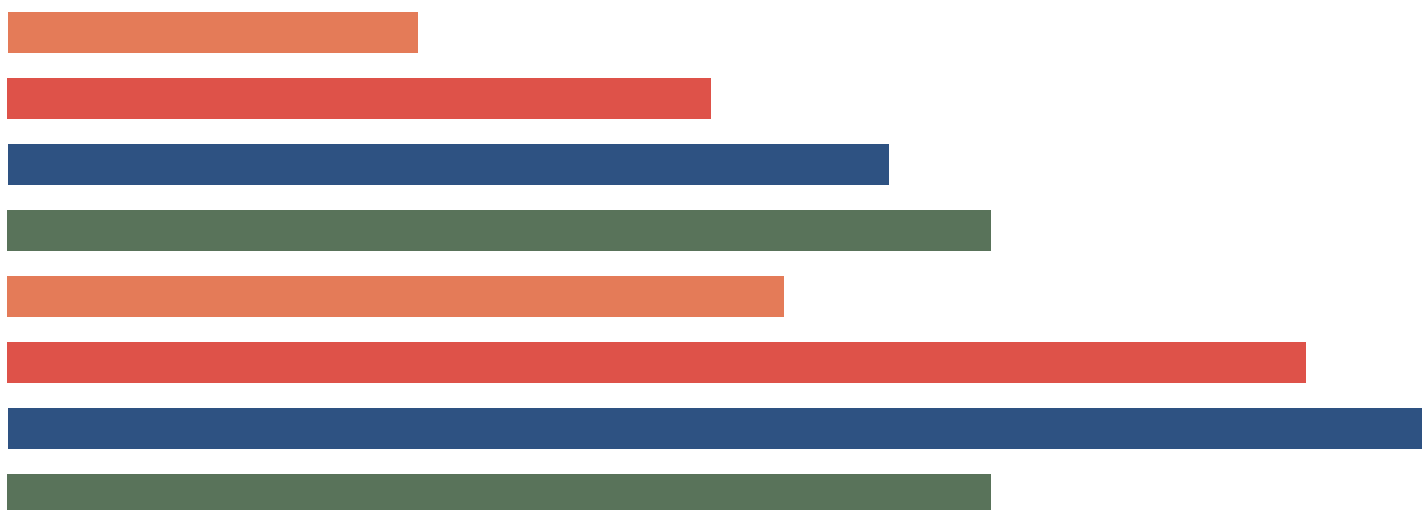
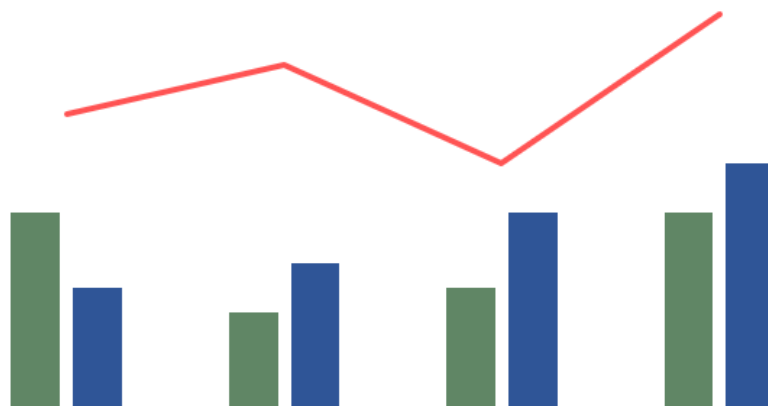
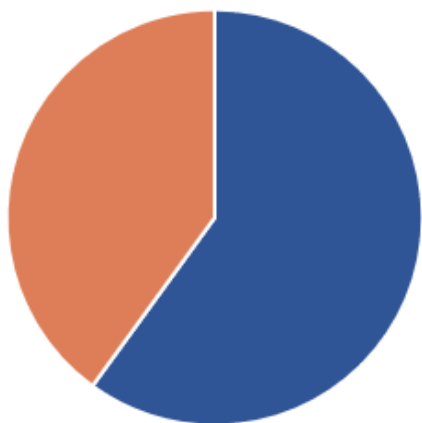


# 2024 Northampton County

Court of Common Pleas  
Caseload Statistics for





We are pleased to provide you with a copy of the 2024 County Caseload Display pages. They can also be viewed on the AOPC webpage at [www.pacourts.us](http://www.pacourts.us) in the *News & Statistics* section under *Research & Statistics*.

Should you have any questions or comments, please do not hesitate to contact me at 717.231.3300.

Sincerely,

A handwritten signature in black ink, appearing to read 'Sasanka', is written over a horizontal line.

Sasanka Adikari, Ph.D.  
Data Scientist  
Department of Research and Statistics



# Table of Contents

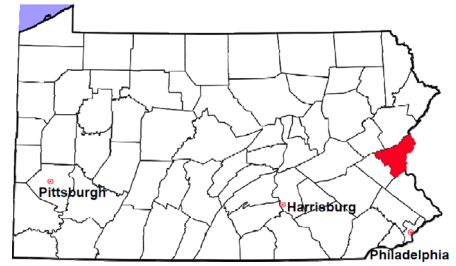
CPCMS Criminal .....	Page 1
CPCMS Criminal - New Cases by Case Type.....	Page 2
Civil.....	Page 3
Civil - Docketed Cases Listed by Case Type.....	Page 4
Protection From Abuse .....	Page 5
Spousal & Child Support and Paternity .....	Page 6
Custody/Partial Custody/Visitation.....	Page 7
Divorce .....	Page 8
Juvenile Dependency - Active Dependent Inventory .....	Page 9
Juvenile Dependency - Adjudicated Dependent Inventory .....	Page 10
Juvenile Delinquency - Cases Pending Disposition.....	Page 11
Juvenile Delinquency - New Cases by Case Type .....	Page 12
Juvenile Delinquency - Formal Dispositions .....	Page 13
Juvenile Delinquency - Informal Dispositions .....	Page 14
Accounts.....	Page 15
Adoptions.....	Page 16
Relinquishments/Terminations .....	Page 17
Appointment of Guardians .....	Page 18
Jury Yield and Utilization .....	Page 19
Treatment Courts.....	Pages 20-21

# Northampton County

2024 Population estimate: 322,989

Class of County: 3rd

No. of Common Pleas Court Judgeships: 9



## 2024 Criminal No. of Cases

Cases Pending 1/1/2024	2,131
New Cases Filed in 2024	3,226
Reopened Cases	432
<b>Cases Available for Processing</b>	<b>5,789</b>

### Processed by:

Withdrawn/Dismissed	341	7.5%
Diversionsary Disposition*	1,151	25.3%
Guilty Plea	2,760	60.6%
Non-Jury Trial	5	0.1%
Jury Trial	21	0.5%
Inactive	261	5.7%
Other	13	0.3%
<b>Total Cases Processed</b>	<b>4,552</b>	<b>100.0%</b>

**Cases Pending 12/31/2024** **1,237**

Cases Awaiting Sentencing 52

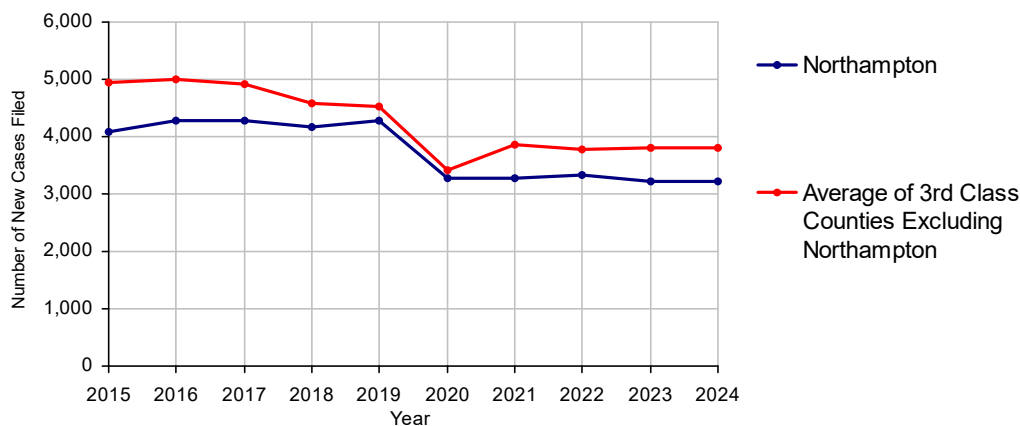
Data provided by Common Pleas Case Management System

\* Includes other diversionsary programs such as Veterans Court.

### Age of Pending Cases as of 12/31/2024

0-60 Days	404	32.7%
61-120 Days	269	21.7%
121-180 Days	179	14.5%
181-240 Days	125	10.1%
241-300 Days	60	4.9%
301-360 Days	34	2.7%
Over 360 Days	166	13.4%
<b>Total</b>	<b>1,237</b>	<b>100.0%</b>

Criminal New Cases, 2015-2024



Northampton County

2024 Population: 322,989  
Class of County: 3rd  
No. of Common Pleas Judgeships: 9

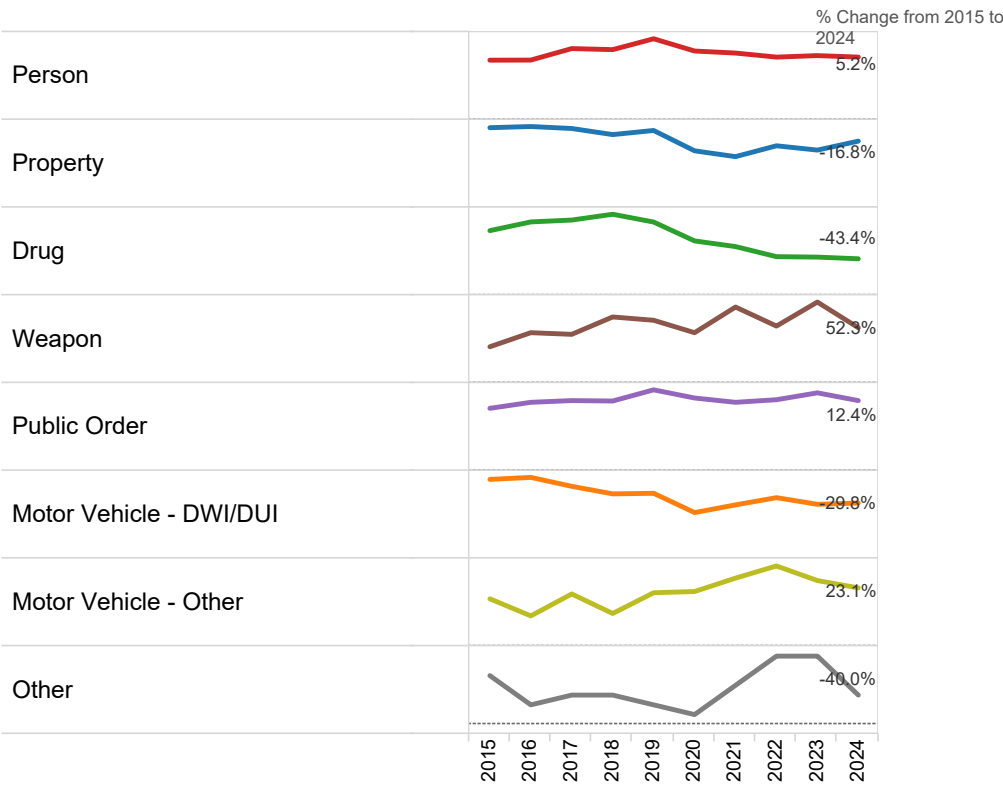


2024 Criminal - New Cases by Offense Type

Case Type	Felony	Misdemeanor	Summary	Total	
Person	199	391	0	590	18.3%
Property	352	391	0	743	23.0%
Drug	111	439	0	550	17.0%
Weapon	44	23	0	67	2.1%
Public Order	68	258	1	327	10.1%
Motor Vehicle - DWI/DUI	39	859	0	898	27.8%
Motor Vehicle - Other	4	44	0	48	1.5%
Other	3	0	0	3	0.1%
Total	820	2,405	1	3,226	100.0%
	25.4%	74.6%	0.0%	100.0%	

Data provided by Common Pleas Case Management System

Criminal New Cases by Offense Type, 2015-2024

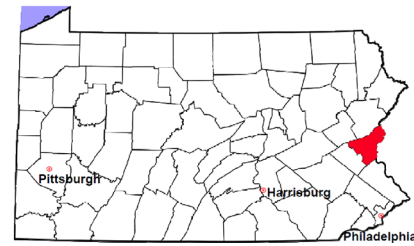


# Northampton County

2024 Population estimate: 322,989

Class of County: 3rd

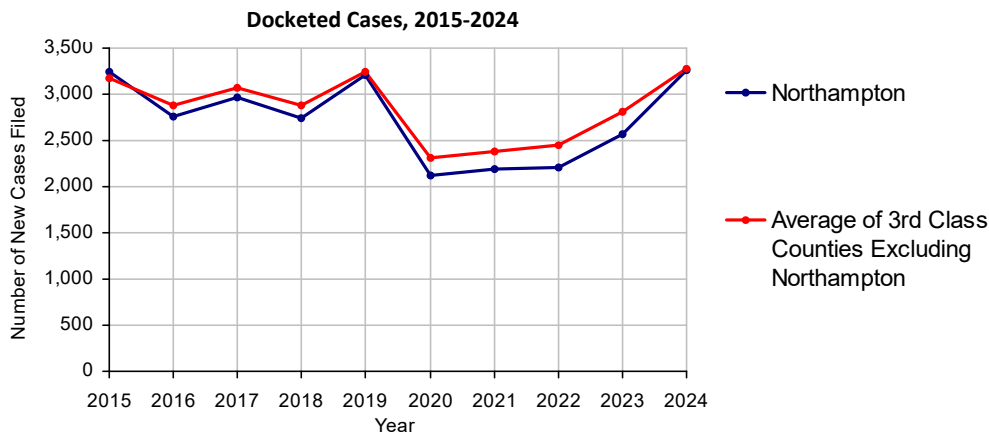
No. of Common Pleas Court Judgeships: 9



2024 Civil	Civil Action	Other	Total
Cases Pending 1/1/2024	3,721	2,977	6,698
Docketed Cases	2,401	860	3,261
Arbitration Appeals	8	0	8
Transferred In	157	39	196
Returned to Active	30	5	35
<b>Cases Available for Processing</b>	<b>6,317</b>	<b>3,881</b>	<b>10,198</b>
Processed By:			
Default Judgments	709	121	830
<b>Cases Decided by Arbitration Board</b>	<b>70</b>	<b>5</b>	<b>75</b>
Dispositive Motions	6	1	7
<b>Settlements</b>	<b>33</b>	<b>1</b>	<b>34</b>
Moved to Inactive Status	44	0	44
<b>Transferred/Withdrawn</b>	<b>37</b>	<b>31</b>	<b>68</b>
Dismissed/Discontinued	883	375	1,258
<b>Administrative Purge</b>	<b>0</b>	<b>0</b>	<b>0</b>
Other	55	56	111
<b>Jury Trial</b>	<b>0</b>	<b>0</b>	<b>0</b>
Non-Jury Trial	3	0	3
<b>Total Cases Processed</b>	<b>1,840</b>	<b>590</b>	<b>2,430</b>
<b>Cases Pending 12/31/2024</b>	<b>4,477</b>	<b>3,291</b>	<b>7,768</b>

## Age of Pending Cases as of 12/31/2024 (Civil Action Only)

0-6 months	1,241	27.7%
<b>7-12 months</b>	<b>568</b>	<b>12.7%</b>
13-18 months	412	9.2%
<b>19-24 months</b>	<b>288</b>	<b>6.4%</b>
25-30 months	194	4.3%
<b>31-36 months</b>	<b>144</b>	<b>3.2%</b>
37-42 months	114	2.5%
<b>43-48 months</b>	<b>130</b>	<b>2.9%</b>
49-54 months	113	2.5%
<b>55-60 months</b>	<b>94</b>	<b>2.1%</b>
61-66 months	122	2.7%
<b>67-72 months</b>	<b>69</b>	<b>1.5%</b>
Over 72 months	988	22.1%
<b>Total</b>	<b>4,477</b>	<b>100.0%</b>



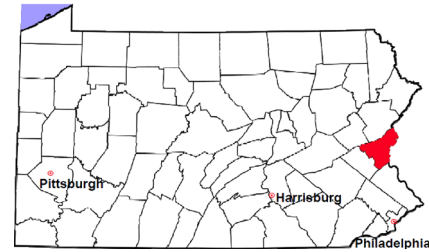


# Northampton County

2024 Population estimate: 322,989

Class of County: 3rd

No. of Common Pleas Court Judgeships: 9



## 2024 Civil - Docketed Cases Listed by Case Type

### TORT 467 14.3%

*(does not include mass tort)*

Intentional	20
Malicious Prosecution	0
Motor Vehicle	290
Nuisance	1
Premise Liability	89
Product Liability	3
Slander/Libel/Defamation	5
Other	59

### MASS TORT 0

Asbestos	0
Tobacco	0
Toxic Tort - DES	0
Toxic Tort - Implant	0
Toxic Waste	0
Other	0

### PROFESSIONAL LIABILITY 17 0.5%

Dental	0
Legal	1
Medical Malpractice	14
Other	2

### CONTRACT 1,904 58.4%

*(does not include judgments)*

Buyer Plaintiff	28
Debt Collection: Credit Card	1,225
Debt Collection: Other	569
Employment Dispute: Discrimination	2
Employment Dispute: Other	5
Other	75

### Of the Docketed Cases:

Pro Se Filings: 285 8.7%      Class Action Suits: 6 0.2%      MDJ Appeals: 207 6.3%

\*Civil Other

### REAL PROPERTY 470 14.4%

Ejectment*	47
Eminent Domain/Condemnation*	19
Ground Rent	1
Landlord/Tenant Dispute	12
Mortgage Foreclosure:	
Residential*	325
Commercial*	7
Partition of Real Property*	18
Quiet Title*	22
Other*	19

### CIVIL APPEALS 303 9.3%

*- Administrative Agencies*

Board of Assessment*	116
Board of Elections*	1
Dept. of Transportation*	147
Zoning Board*	17
Statutory Appeal - Other*	8
Other*	14

### MISCELLANEOUS 100 3.1%

Common Law/	
Statutory Arbitration*	1
Declaratory Judgment*	13
Mandamus*	2
Non-Domestic Relations	
Restraining Order*	0
Quo Warranto*	0
Replevin*	27
Other*	57

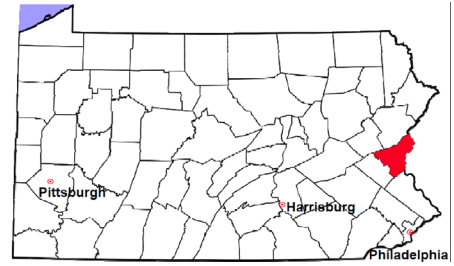
**TOTAL DOCKETED CASES: 3,261 100.0%**

# Northampton County

2024 Population estimate: 322,989

Class of County: 3rd

No. of Common Pleas Court Judgeships: 9



## 2024 Protection From Abuse

**No. of  
Petitions**

Cases Pending 1/1/2024

12

New Cases Filed in 2024

1,190

*Of these, Petitions Requesting Temporary Orders: 1,189 (99.9%)*

*Temporary Orders DENIED: 193 (16.2%), Temporary Orders GRANTED: 996 (83.8%)*

### Cases Available for Processing

**1,202**

Processed By:

Temporary Order DENIED After Ex Parte Hearing and No Evidentiary Hearing Scheduled	14	1.2%
Temporary Order DISMISSED After Evidentiary Hearing and No Final Order Entered	378	31.9%
Final Order DENIED After Evidentiary Hearing Before a Judge or a Judicial Officer	43	3.6%
Final Order GRANTED After Evidentiary Hearing Before a Judge or a Judicial Officer	310	26.2%
Plaintiff Did Not Appear For Evidentiary Hearing	203	17.1%
Final Order by STIPULATION OR AGREEMENT Between the Parties	148	12.5%
Petition WITHDRAWN by Plaintiff	74	6.3%
TRANSFERRED to Another Jurisdiction	4	0.3%
Other	10	0.8%

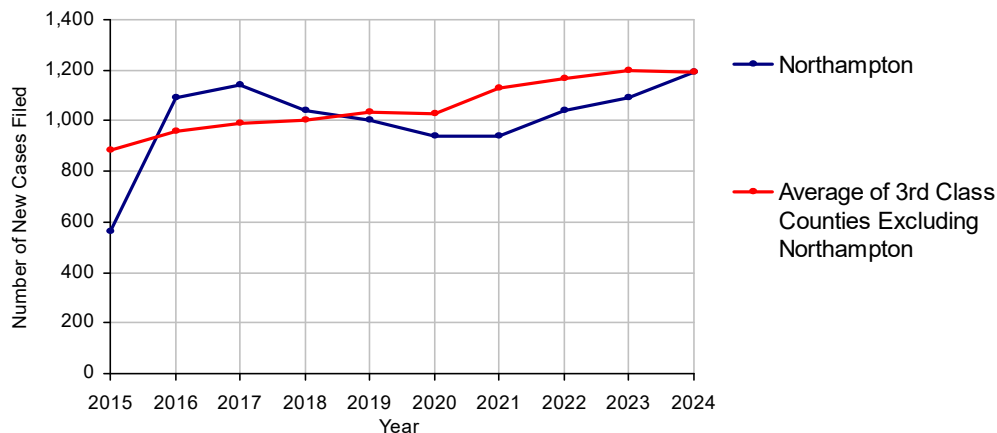
### Cases Processed

**1,184 100.0%**

### Cases Pending 12/31/2024

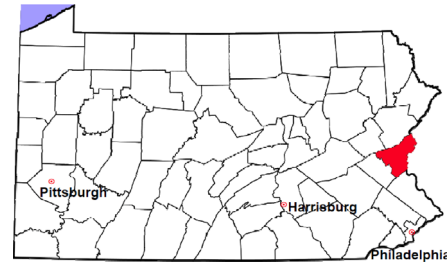
**18**

PFA New Cases Filed, 2015-2024



# Northampton County

2024 Population estimate: 322,989  
 Class of County: 3rd  
 No. of Common Pleas Court Judgeships: 9



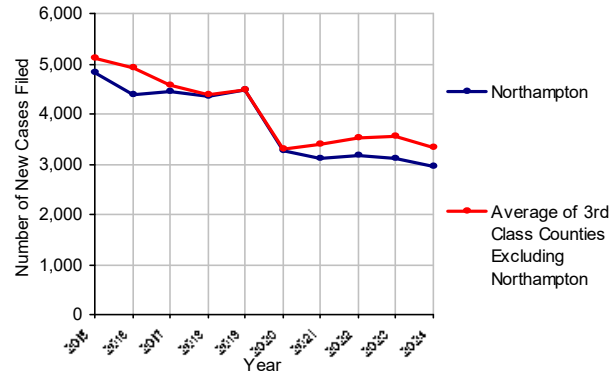
2024 Spousal & Child Support	No. of Petitions
Cases Pending 1/1/2024	610
New Cases Filed in 2024	2,951
Dockets Transferred In (+)	42
Dockets Transferred Out (-)	89
<b>Cases Available for Processing</b>	<b>3,514</b>
Processed By:	
Judge	249 8.3%
Intake Officer	2,740 91.7%
Hearing Officer	0
Other	0
<b>Cases Processed</b>	<b>2,989 100.0%</b>
<b>Cases Pending 12/31/2024</b>	<b>525</b>

Data provided by PACSES

2024 Paternity	No. of Cases
<b>Acknowledgements Filed:</b>	
Non-Domestic Relations Section	333 83.7%
During Conference	57 14.3%
Non-Stipulated (post genetic test)	0
Pre-Trial Conference	8 2.0%
<b>Total</b>	<b>398 100.0%</b>
<b>Established:</b>	
Stipulated by Genetic Tests	14 11.2%
Default - Father Failed to Appear	32 25.6%
Adjudication by Court Proceeding	2 1.6%
Out of State	77 61.6%
<b>Total</b>	<b>125 100.0%</b>
<b>Cases Pending 12/31/2024</b>	<b>53</b>

Data provided by PACSES

Spousal & Child Support New Cases Filed, 2015-2024



## DEFINITIONS:

### ACKNOWLEDGEMENTS FILED:

**NON-DOMESTIC RELATIONS SECTION:** The voluntary Acknowledgement of Paternity by the alleged father.  
**DURING CONFERENCE:** The alleged father signed the Acknowledgement of Paternity-Waiver of Trial (PE-010) at the initial child support conference.  
**NON-STIPULATED (POST GENETIC TEST):** The alleged father signed the Acknowledgement of Paternity-Waiver of Trial after genetic tests were conducted and resulted in the alleged father being determined to be the biological father.  
**PRE-TRIAL CONFERENCE:** The alleged father signed the Acknowledgement of Paternity-Waiver of Trial at the pre-trial conference.

### ESTABLISHED:

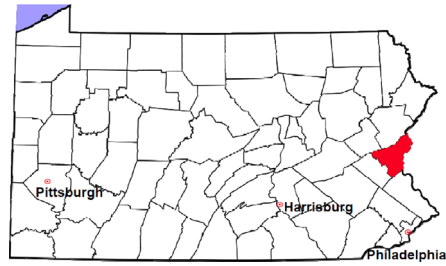
**STIPULATED BY GENETIC TESTS:** The alleged father requested genetic tests and signed a stipulation that if the test results had a 99% or higher probability of paternity then the alleged father would be stipulated as the biological father of the child.  
**DEFAULT - FATHER FAILED TO APPEAR:** The alleged father failed to appear after being served for either a support conference, hearing, or genetic test and a default paternity order was entered by the court.  
**ADJUDICATION BY COURT PROCEEDING:** The alleged father was determined to be the biological father of the child through a court proceeding.  
**OUT OF STATE:** Paternity was established in another state, "Out of state only".

# Northampton County

2024 Population Estimate: 322,989

Class of County: 3rd

No. of Common Pleas Court Judgeships: 9



## 2024 Custody/Partial Custody/Visitation

No. of  
Petitions

Cases Pending 1/1/2024

859<sup>(R)</sup>

New Cases Filed in 2024

828

**Cases Available for Processing**

**1,687**

Processed By:

Judge

72

15.5%

Non-Judicial Officer

317

68.0%

Administrative Review/Purge

0

Other

77

16.5%

**Cases Processed**

**466**

**100.0%**

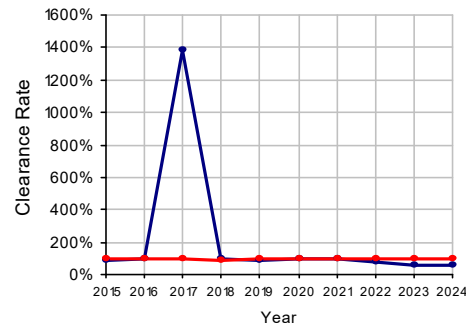
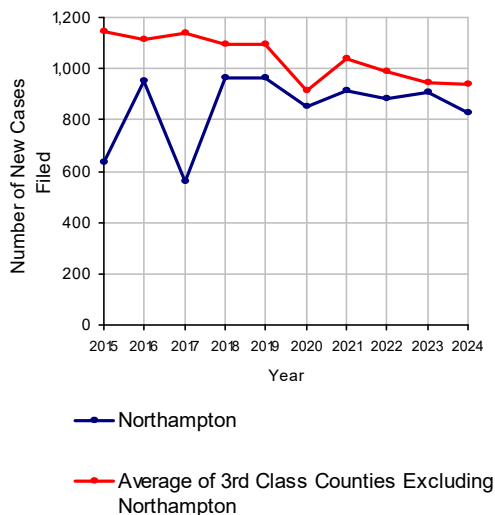
**Cases Pending 12/31/2024**

**1,221**

(R) - Revised

Clearance Rate, 2015-2024

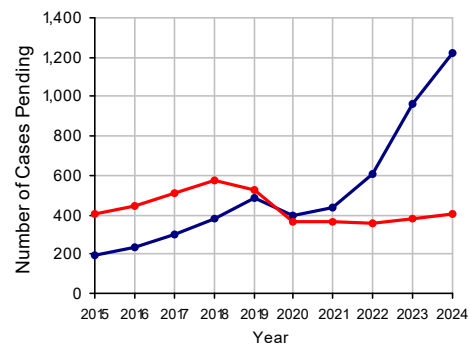
Custody/Partial Custody/Visitation New Cases Filed, 2015-2024



Note: Clearance Rate = Cases Processed / New Cases Filed

Note. The high Clearance Rate in 2017 is due to an administrative review and purge of the pending inventory.

Cases Pending at the End of Year, 2015-2024

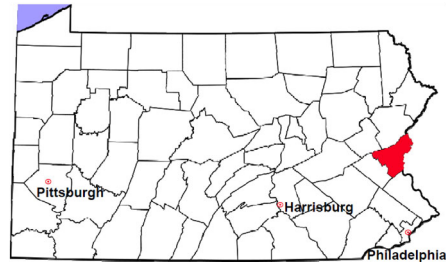


# Northampton County

2024 Population estimate: 322,989

Class of County: 3rd

No. of Common Pleas Court Judgeships: 9



## 2024 Divorce

### No. of Petitions

Cases Pending 1/1/2024

2,095<sup>(R)</sup>

New Cases Filed in 2024

581

**Cases Available for Processing**

**2,676**

Processed By:

Contested Before a Judge

0

Contested Before a Non-Judicial Officer

31

5.3%

Uncontested

544

92.2%

Administrative Review/Purge

0

Other

15

2.5%

**Cases Processed**

**590**

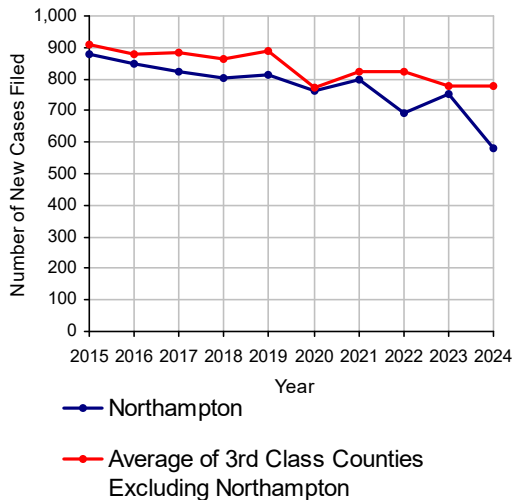
**100.0%**

**Cases Pending 12/31/2024**

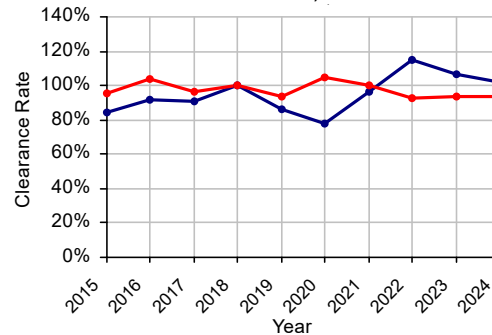
**2,086**

(R) - Revised

Divorce New Cases Filed, 2015-2024

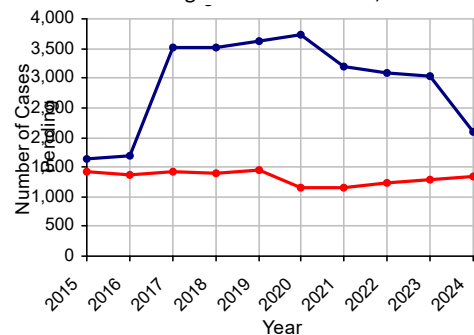


Clearance Rate, 2015-2024



Note: Clearance Rate = Cases Processed / New Cases Filed

Cases Pending at the End of Year, 2015-2024

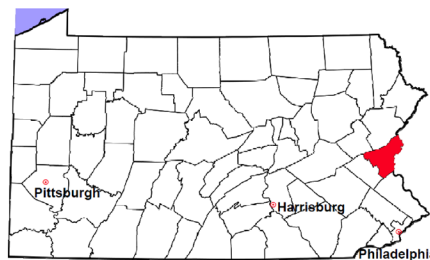


# Northampton County

2024 Population estimate: 322,989

Class of County: 3rd

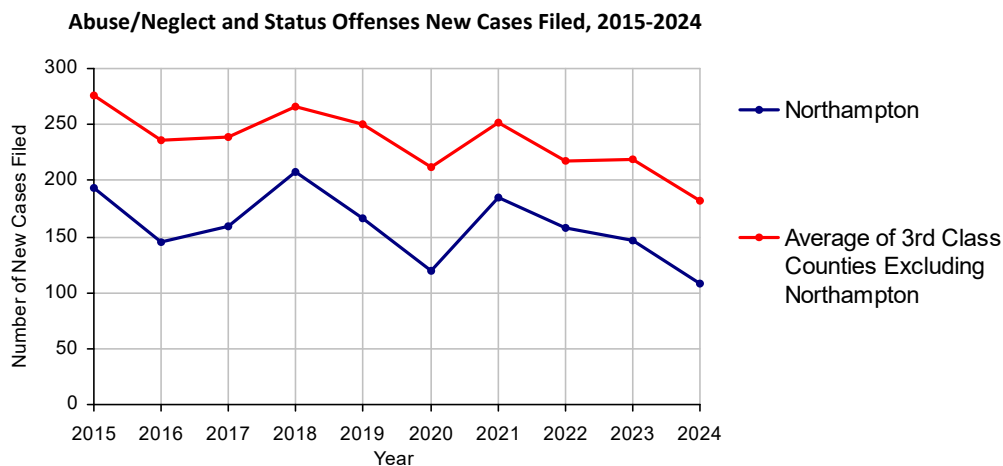
No. of Common Pleas Court Judgeships: 9



## 2024 Juvenile Dependency - Petitions Pending Adjudication

	Abuse/ Neglect	Status Offenses	Total
Cases Pending 1/1/2024	16	0	16
New Petitions Filed in 2024	108	0	108
Other	15	0	15
<b>Total Petitions Available for Processing</b>	<b>139</b>	<b>0</b>	<b>139</b>
Processed by:			
Adjudicated Dependent			
Judge	7	0	7
Juvenile Court Hearing Officer	102	0	102
Adjudicated NOT Dependent			
Judge	0	0	0
Juvenile Court Hearing Officer	4	0	4
Withdrawn/Transferred	21	0	21
Dismissed/Other	0	0	0
<b>Total Petitions Processed</b>	<b>134</b>	<b>0</b>	<b>134</b>
<b>Cases Pending 12/31/2024</b>	<b>5</b>	<b>0</b>	<b>5</b>

Data provided by Common Pleas Case Management System

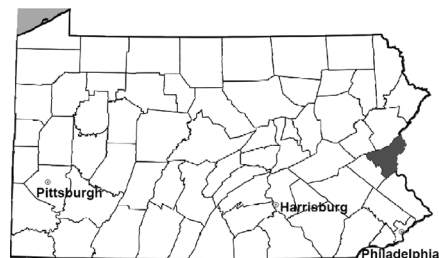


# Northampton County

2024 Population estimate: 322,989

Class of County: 3rd

No. of Common Pleas Court Judgeships: 9



## 2024 Juvenile Dependency - Adjudicated Dependent Inventory

	Abuse/ Neglect	Status Offenses	Total
Cases Pending 1/1/2024	272	0	272
New Adjudicated Dependent Cases	109	0	109
Other	7	0	7
<b>Total Adjudicated Dependent Cases</b>	<b>388</b>	<b>0</b>	<b>388</b>

### Court Supervision Terminated:

Family Reunification	39	28.5%	0	39	28.5%
Adoption	27	19.7%	0	27	19.7%
Placement with a Relative/Guardian	40	29.2%	0	40	29.2%
Aged Out	28	20.4%	0	28	20.4%
Other Permanency Outcomes*	0		0	0	
Other**	3	2.2%	0	3	2.2%
<b>Total Adjudicated Dependent Cases Terminated</b>	<b>137</b>	<b>100.0%</b>	<b>0</b>	<b>100.0%</b>	<b>137</b>
<b>Cases Pending 12/31/2024</b>	<b>251</b>		<b>0</b>		<b>251</b>

Data provided by Common Pleas Case Management System

\* Other Permanency Outcomes include: adjudicated delinquent, death due to natural causes, emancipation, permanent living arrangement, and parent has come forward.

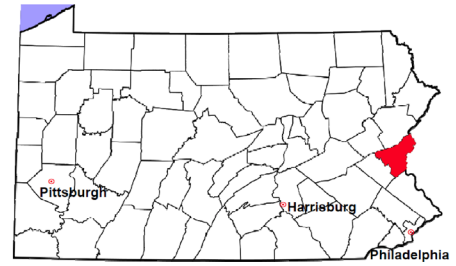
\*\* Other includes cases where court supervision is terminated due to transfer out of jurisdiction, withdrawal and administrative closure.

# Northampton County

2024 Population estimate: 322,989

Class of County: 3rd

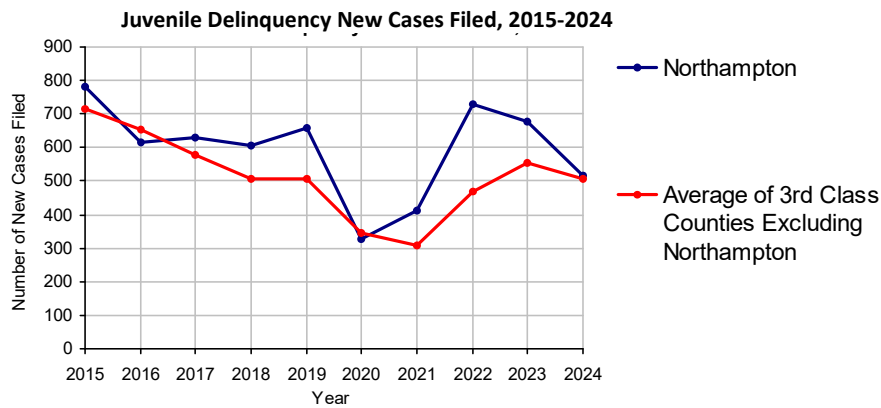
No. of Common Pleas Court Judgeships: 9



## 2024 Juvenile Delinquency - Cases Pending Disposition

<b>Begin Pending</b>	<b>120</b>
<b>New Cases</b>	<b>517</b>
Consent Decree Revoked	6
Informal Adjustment Program Revoked	0
Alternative Program Revoked	0
<b>Warrant Returned</b>	<b>15</b>
Other	62
<b>Total Cases Available for Disposition</b>	<b>720</b>
<b>Warrant Issued</b>	<b>19</b>
<b>Disposed by:</b>	
Adjudicated Delinquent by a Judge	62
Adjudicated Delinquent by a Juvenile Court Hearing Officer	0
Consent Decree Entered	104
Informal Adjustment Program Entered	227
Warned and Counseled (Pre-Petition)	61
Dismissed/Withdrawn/Transferred	70
Transferred to Criminal Court	1
Other	28
<b>Total Cases Disposed</b>	<b>553</b>
<b>End Pending</b>	<b>148</b>

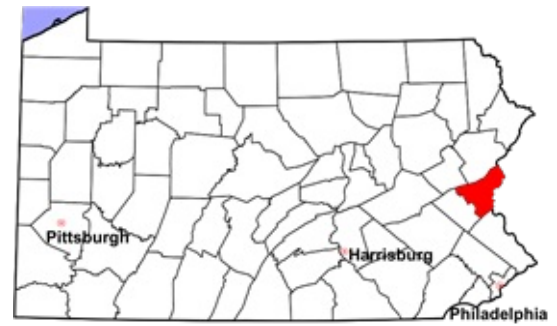
Data provided by Common Pleas Case Management System





# Northampton County

2024 Population: 322,989  
Class of County: 3rd  
No. of Common Pleas Judgeships: 9

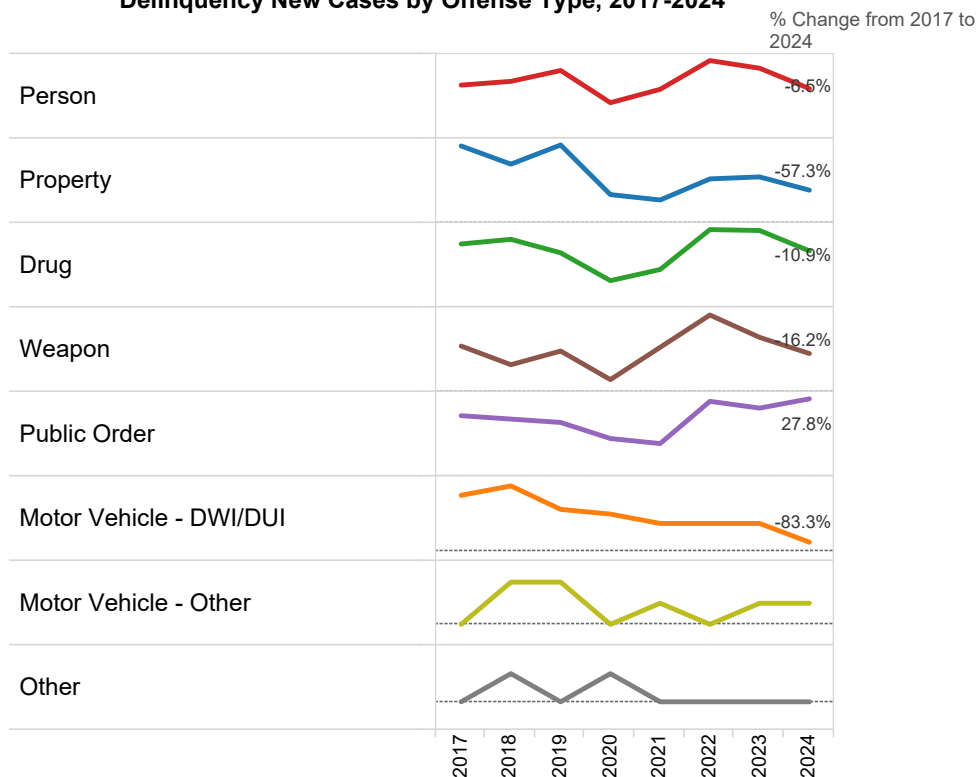


## 2024 Delinquency - New Cases by Offense Type

Case Type	Felony	Misdemeanor	Summary	Total	
Person	40	162	0	202	39.1%
Property	21	46	0	67	13.0%
Drug	3	119	0	122	23.6%
Weapon	5	26	0	31	6.0%
Public Order	6	84	2	92	17.8%
Motor Vehicle - DWI/DUI	0	2	0	2	0.4%
Motor Vehicle - Other	0	1	0	1	0.2%
Other	0	0	0	0	0.0%
Total	75	440	2	517	100.0%
	14.5%	85.1%	0.4%	100.0%	

Data provided by Common Pleas Case Management System

## Delinquency New Cases by Offense Type, 2017-2024

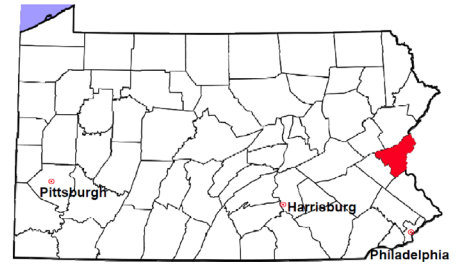


# Northampton County

2024 Population estimate: 322,989

Class of County: 3rd

No. of Common Pleas Court Judgeships: 9



---

## 2024 Juvenile Delinquency - Formal Dispositions

---

<b>Begin Pending</b>	<b>189</b>
Adjudicated Delinquent by a Judge	62
Adjudicated Delinquent by a Juvenile Court Hearing Officer	0
Warrant Returned	1
Other	4
<b>Total Adjudicated Delinquent Cases</b>	<b>256</b>
<b>Warrant Issued</b>	<b>13</b>
<b>Court Supervision Terminated:</b>	
Conditions Satisfied	96
Compelling Reasons	6
Reached Age 21	1
Transferred to Another Juvenile Court	0
Other	9
<b>Total Adjudicated Delinquent Cases Terminated</b>	<b>112</b>
<b>End Pending</b>	<b>131</b>

---

(R) - Revised

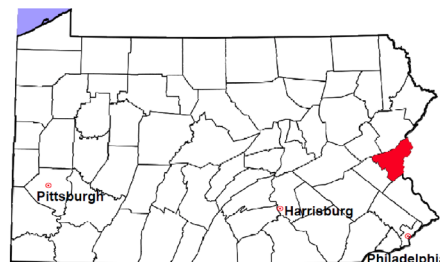
Data provided by Common Pleas Case Management System

# Northampton County

2024 Population estimate: 322,989

Class of County: 3rd

No. of Common Pleas Court Judgeships: 9



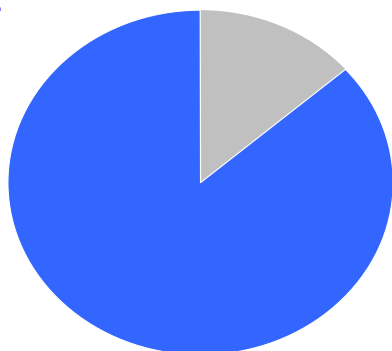
## 2024 Juvenile Delinquency - Informal Dispositions

<b>Pending Consent Decrees</b>	<b>70</b>
<b>Pending Informal Adjustments</b>	<b>82</b>
New Consent Decrees	104
<b>New Informal Adjustments</b>	<b>227</b>
Warrant Returned	0
<b>Other</b>	<b>0</b>
<b>Cases Informally Disposed</b>	<b>483</b>
<b>Warrant Issued</b>	<b>8</b>
<b>Terminated by:</b>	
Consent Decree Completed	108
<b>Informal Adjustment Completed</b>	<b>220</b>
Consent Decree Revoked	6
Informal Adjustment Program Revoked	0
<b>Other</b>	<b>9</b>
<b>Total Informally Disposed Cases Terminated</b>	<b>343</b>
<b>End Pending</b>	<b>132</b>

(R) - Revised

Data provided by Common Pleas Case Management System

Informal Dispositions: **86%**



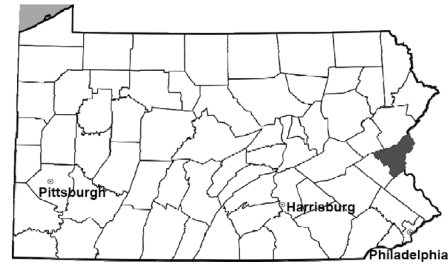
Delinquency Cases are disposed either formally, at a proceeding held before a judge or hearing officer, or informally without a proceeding. Informal dispositions include informal adjustments supervised by a juvenile probation officer; consent decrees agreed upon with the District Attorney after a petition is filed; or other pre-petition process by the juvenile probation department.

# Northampton County

2024 Population estimate: 322,989

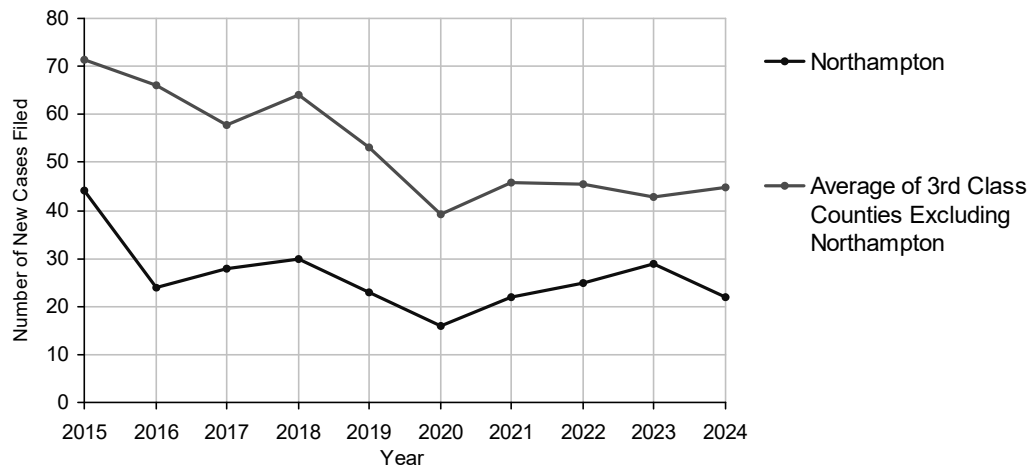
Class of County: 3rd

No. of Common Pleas Court Judgeships: 9



2024 Accounts	No. of Cases	
Cases Pending 1/1/2024	6	
New Cases Filed in 2024	22	
<b>Cases Available for Processing</b>	<b>28</b>	
Processed By:		
Contested before a Judge	0	
Contested before a Non-Judicial Officer	0	
Uncontested	18	100.0%
Other	0	
<b>Cases Processed</b>	<b>18</b>	<b>100.0%</b>
<b>Cases Pending 12/31/2024</b>	<b>10</b>	

Accounts New Cases Filed, 2015-2024

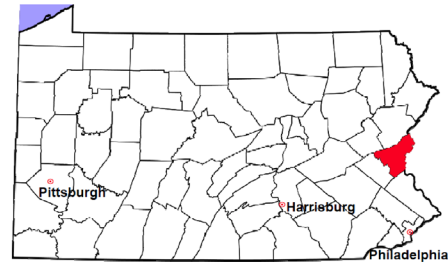


# Northampton County

2024 Population estimate: 322,989

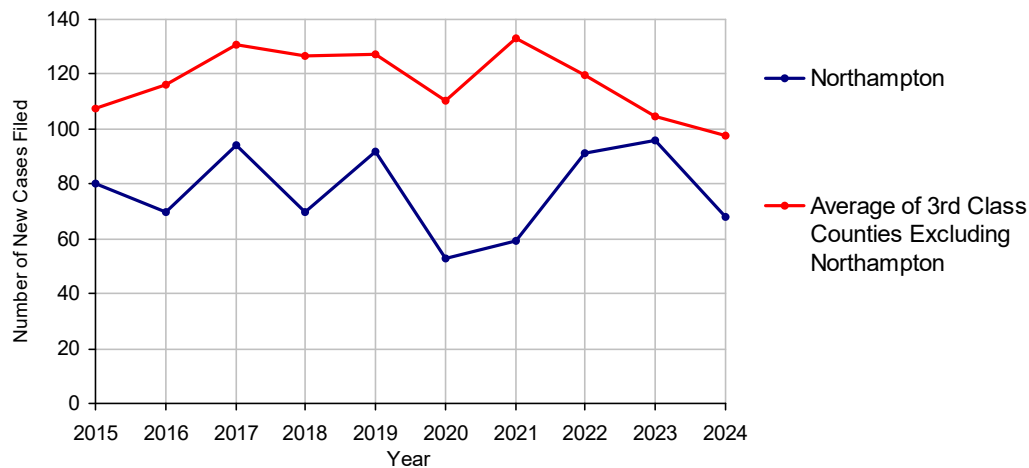
Class of County: 3rd

No. of Common Pleas Court Judgeships: 9



2024 Adoptions		No. of Cases	
Cases Pending 1/1/2024		5	
New Cases Filed in 2024		68	
Cases Available for Processing		73	
Processed By:			
Contested before a Judge	Granted	0	
	Denied	0	
Uncontested	Granted	47	100.0%
	Denied	0	
Other		0	
Cases Processed		47	100.0%
Cases Pending 12/31/2024		26	

Adoptions New Cases Filed, 2015-2024

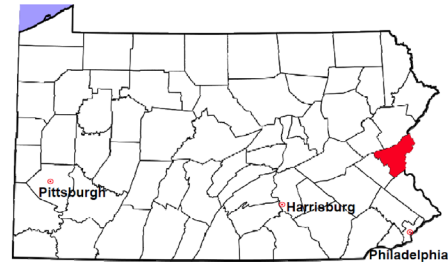


# Northampton County

2024 Population estimate: 322,989

Class of County: 3rd

No. of Common Pleas Court Judgeships: 9



## 2024 Relinquishments/Terminations

**No. of  
Cases**

Cases Pending 1/1/2024

30

New Cases Filed in 2024

68

**Cases Available for Processing**

**98**

Processed By:

Contested before a Judge

13

17.6%

Uncontested

61

82.4%

Other

0

**Cases Processed**

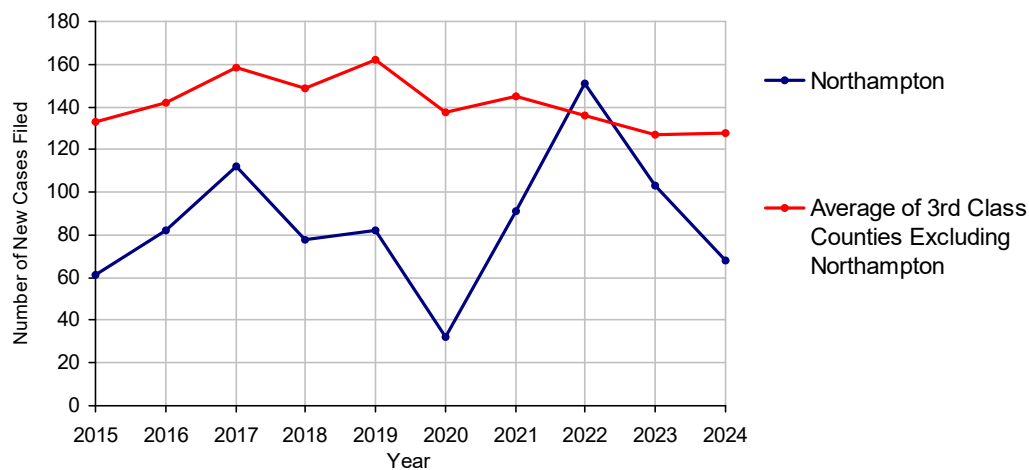
**74**

**100.0%**

**Cases Pending 12/31/2024**

**24**

Relinquishments/Terminations New Cases Filed, 2015-2024

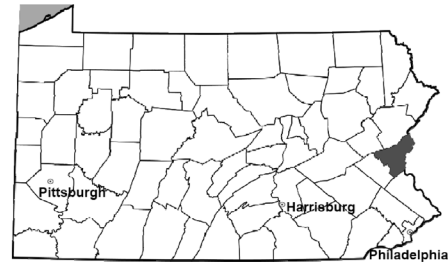


# Northampton County

2024 Population estimate: 322,989

Class of County: 3rd

No. of Common Pleas Court Judgeships: 9



## 2024 Appointment of Guardians

**No. of  
Cases**

Cases Pending 1/1/2024

17

New Cases Filed in 2024

98

**Cases Available for Processing**

**115**

Processed By:

Contested before a Judge

0

Uncontested

84

96.6%

Other

3

3.4%

**Cases Processed**

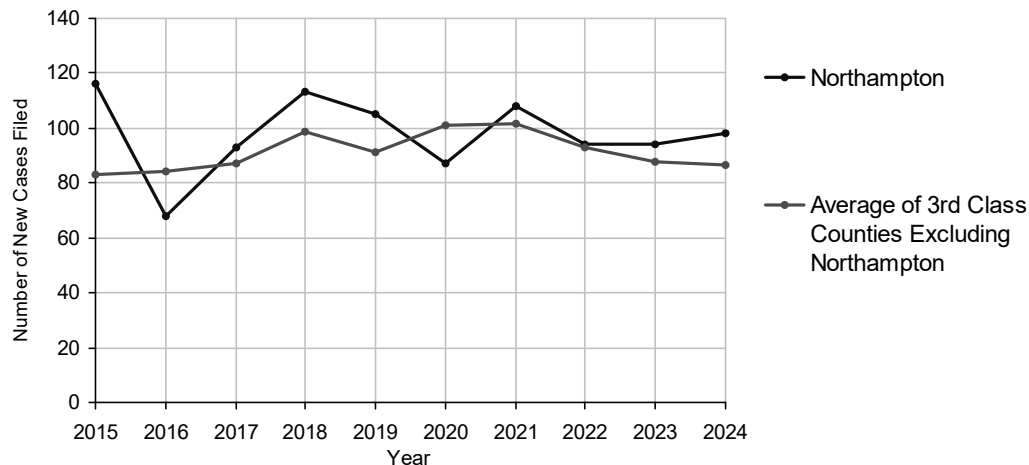
**87**

**100.0%**

**Cases Pending 12/31/2024**

**28**

**Appointment of Guardians New Cases Filed, 2015-2024**

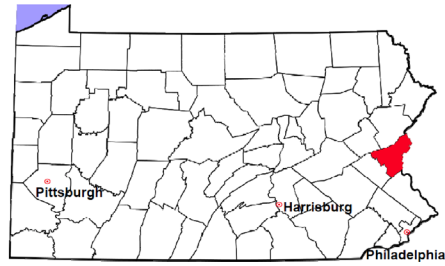


# Northampton County

2024 Population estimate: 322,989

Class of County: 3rd

No. of Common Pleas Court Judgeships: 9



## 2024 Jury Yield and Utilization

### Jury Yield

Qualification Questionnaires/Summonses Mailed:	14,467	A		
Returned Undeliverable:	1,123	B	7.8%	Of Qualification Questionnaires/ Summonses Mailed
Not Responded to:	1,390	C	9.6%	
the Number of Prospective Jurors:				
Disqualified:	2,029	D	14.0%	
Exempted:	1,528	E	10.6%	
Excused:	2,336	F	16.1%	
Deferred to New Term:	1,046	G	7.2%	
Deferred from Previous Term:	996	H	6.9%	
Total Number of Qualified Jurors Available for Service:	6,011	I	41.5%	
$I = A - B - C - D - E - F - G - H$				

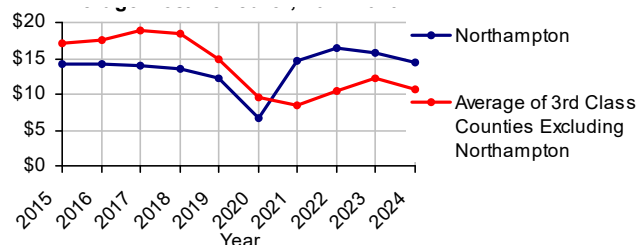
### Jury Utilization

the Number of Jurors:				
Reporting for Service:	1,318	21.9%	Of Jurors Qualified and Available	
Told Not to Report for Service:	1,380	23.0%		
Sent to Courtroom for Jury Selection (Voir Dire):	1,118	84.8%	Of Jurors Reporting for Service	
Impaneled or Sworn (jurors/alternates):	294	22.3%		
Removed for Cause/Hardship:	296			
Removed by Peremptory Challenge:	306			
Number of Jury Trials Started:	21			
Pool Days:	19			
Zero Panel Days:	2	10.5%	(Of Pool Days)	

### Jury Costs

Total Annual Budget for Juror Operations:	\$208,750.00	J
Average Cost Per Juror:	\$14.43	K
$K = J/A$		

Average Cost Per Juror, 2015-2024



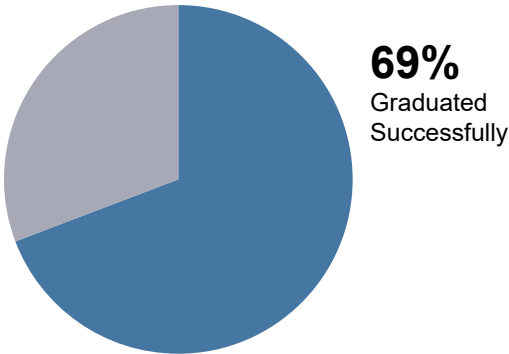


# Northampton County

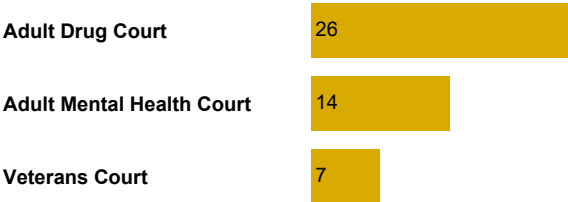
## 2024 Treatment Courts

39 Discharges

Of All Court Participants Discharged:



47 Admissions

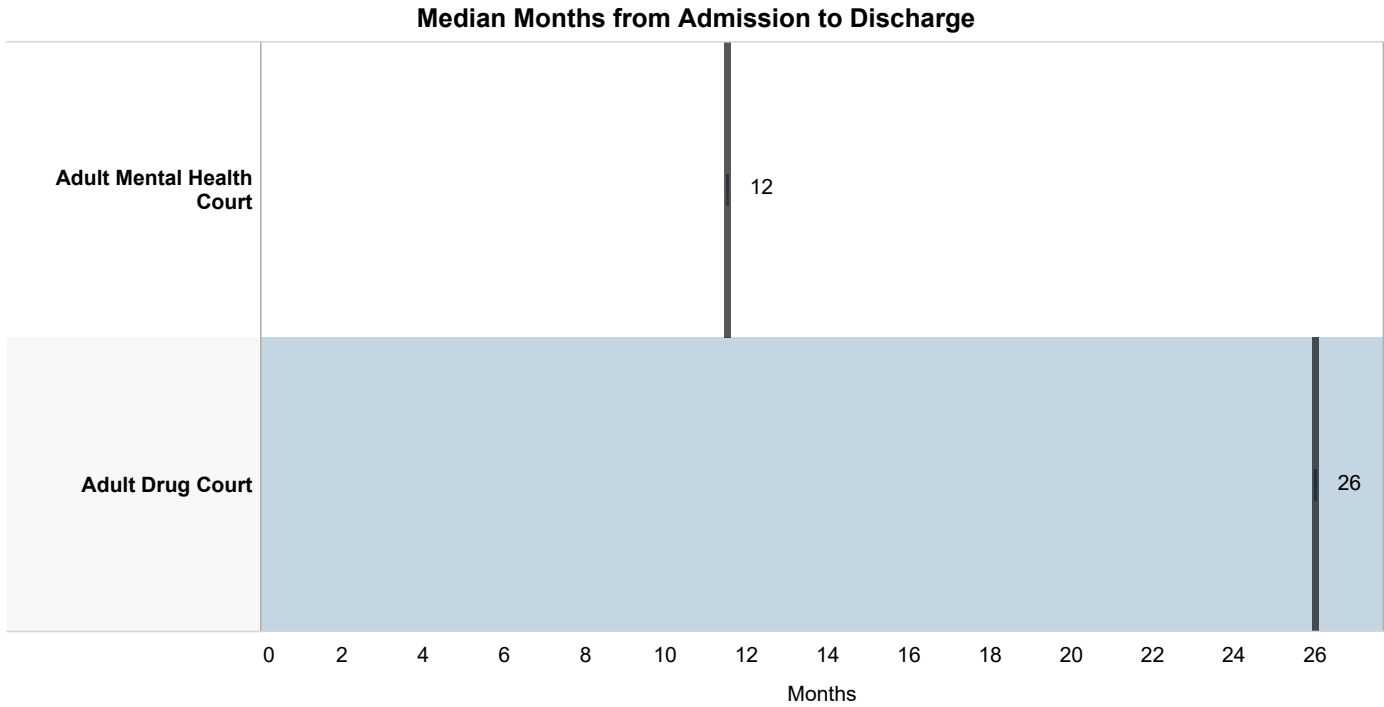


### Discharge Reason

	Successfully Completed	Unsuccessful /Non-Compliant	Voluntarily Withdrew	Unsuccessful /Absconded	Other	Total Discharges
Adult Drug Court	16 (59.3%)	7 (25.9%)		2 (7.4%)	2 (7.4%)	27 (100.0%)
Adult Mental Health Court	11 (91.7%)		1 (8.3%)			12 (100.0%)

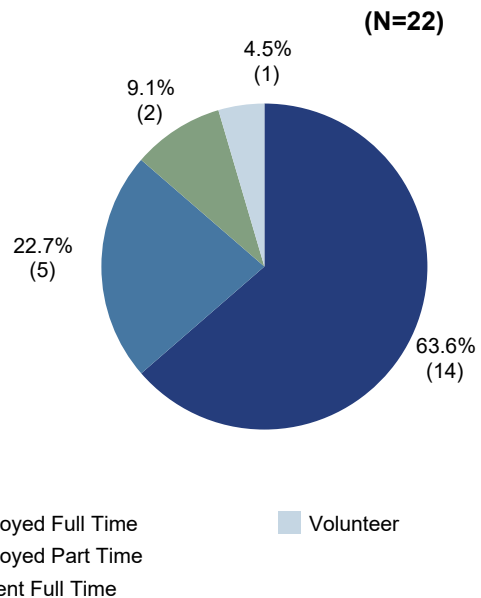
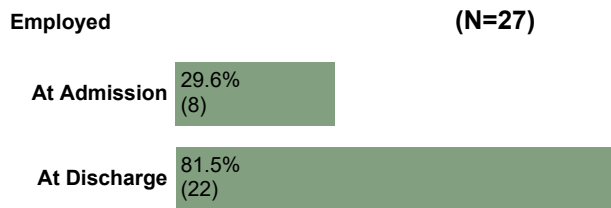
# Northampton County

## 2024 Treatment Courts



Among successful graduates, there was a 175% increase in employment.

64% of the employed successful graduates were employed full time:



3% (1) of all participants have improved in **education level** at discharge.



## DEPARTMENT OF RESEARCH & STATISTICS

KIM NIEVES, PH.D.

DIRECTOR

ANDREW GINDER, MPA

ASSISTANT DIRECTOR

YAN LIU, M.S.

SENIOR STATISTICAL ANALYST

SASANKA ADIKARI, PH.D

DATA SCIENTIST

AMANDA PEREIRA

RESEARCH ASSISTANT