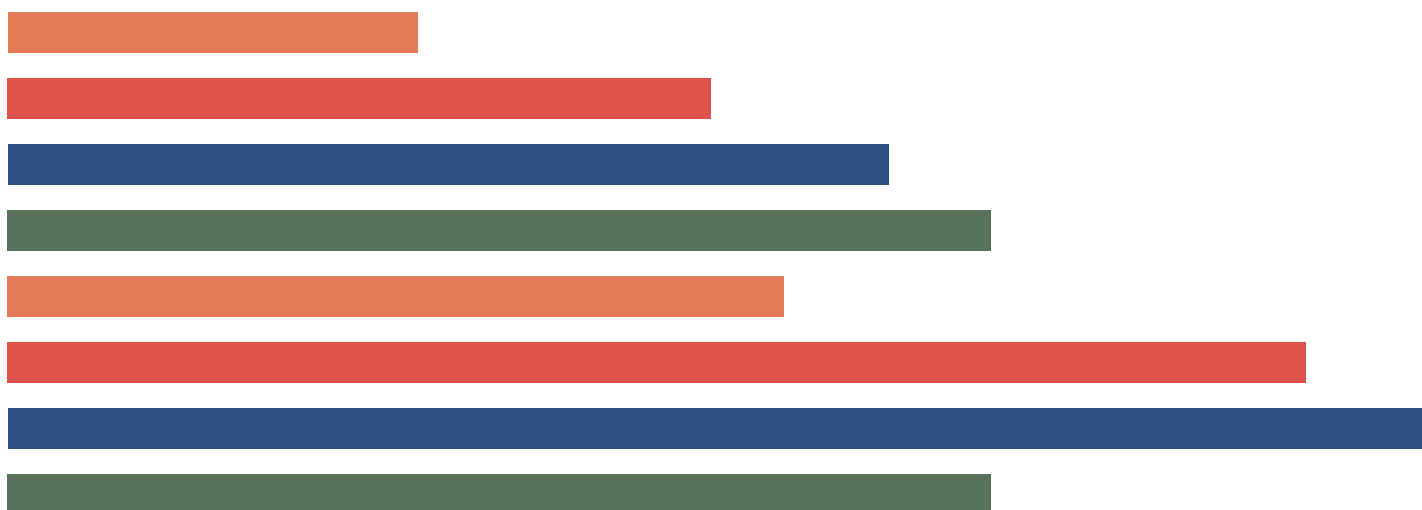
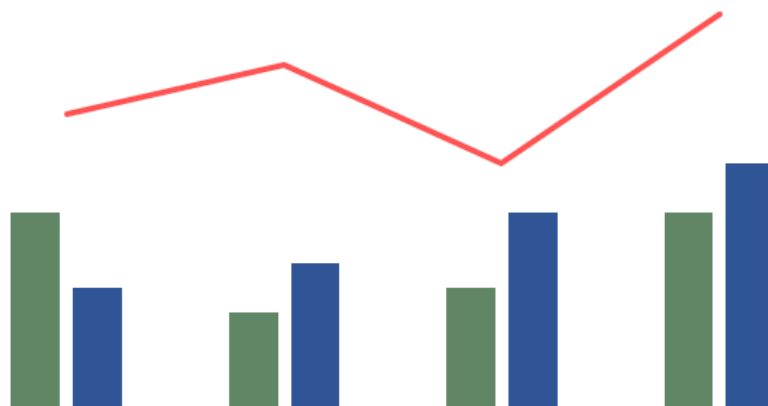
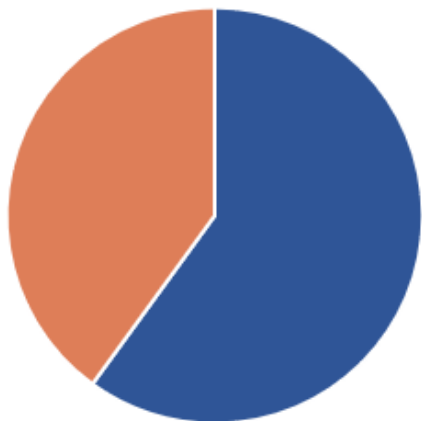


# 2024 Northumberland County

Court of Common Pleas  
Caseload Statistics for






We are pleased to provide you with a copy of the 2024 County Caseload Display pages. They can also be viewed on the AOPC webpage at [www.pacourts.us](http://www.pacourts.us) in the *News & Statistics* section under *Research & Statistics*.

Should you have any questions or comments, please do not hesitate to contact me at 717.231.3300.

Sincerely,

A handwritten signature in black ink, appearing to read 'Sasanka', is written over a horizontal line. The signature is fluid and cursive.

Sasanka Adikari, Ph.D.  
Data Scientist  
Department of Research and Statistics



# Table of Contents

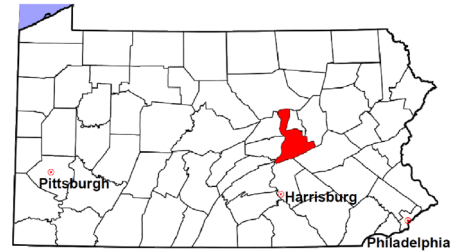
CPCMS Criminal .....	Page 1
CPCMS Criminal - New Cases by Case Type.....	Page 2
Civil.....	Page 3
Civil - Docketed Cases Listed by Case Type.....	Page 4
Protection From Abuse .....	Page 5
Spousal & Child Support and Paternity .....	Page 6
Custody/Partial Custody/Visitation.....	Page 7
Divorce .....	Page 8
Juvenile Dependency - Active Dependent Inventory .....	Page 9
Juvenile Dependency - Adjudicated Dependent Inventory .....	Page 10
Juvenile Delinquency - Cases Pending Disposition.....	Page 11
Juvenile Delinquency - New Cases by Case Type .....	Page 12
Juvenile Delinquency - Formal Dispositions .....	Page 13
Juvenile Delinquency - Informal Dispositions .....	Page 14
Accounts.....	Page 15
Adoptions.....	Page 16
Relinquishments/Terminations .....	Page 17
Appointment of Guardians .....	Page 18
Jury Yield and Utilization .....	Page 19
Treatment Courts.....	Pages 20-21

# Northumberland County

2024 Population estimate: 90,027

Class of County: 5th

No. of Common Pleas Court Judgeships: 3



2024 Criminal	No. of Cases
---------------	--------------

Cases Pending 1/1/2024	1,121
New Cases Filed in 2024	1,097
Reopened Cases	192
<b>Cases Available for Processing</b>	<b>2,410</b>

## Processed by:

Withdrawn/Dismissed	131	9.2%
Diversionsary Disposition*	137	9.6%
Guilty Plea	932	65.3%
Non-Jury Trial	7	0.5%
Jury Trial	11	0.8%
Inactive	195	13.7%
Other	14	1.0%
<b>Total Cases Processed</b>	<b>1,427</b>	<b>100.0%</b>

**Cases Pending 12/31/2024** **983**

Cases Awaiting Sentencing 156

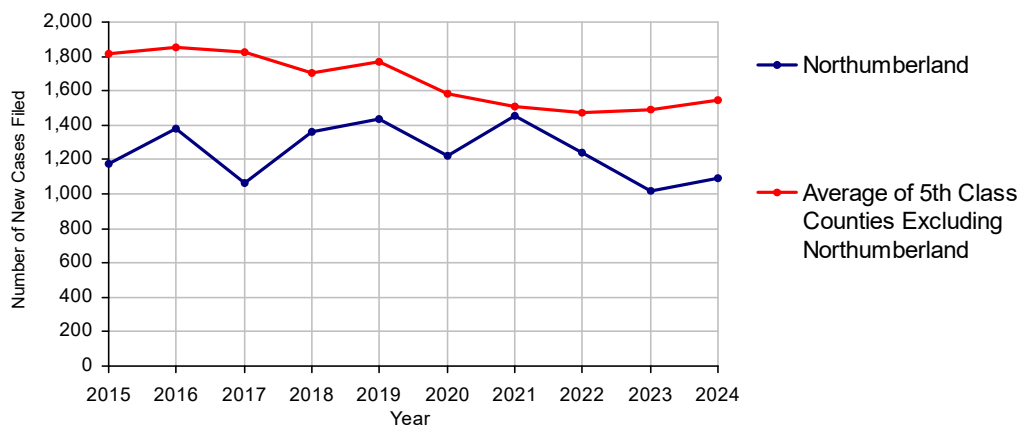
Data provided by Common Pleas Case Management System

\* Includes other diversionary programs such as Veterans Court.

## Age of Pending Cases as of 12/31/2024

0-60 Days	127	12.9%
61-120 Days	145	14.8%
121-180 Days	106	10.8%
181-240 Days	109	11.1%
241-300 Days	89	9.1%
301-360 Days	57	5.8%
Over 360 Days	350	35.6%
<b>Total</b>	<b>983</b>	<b>100.0%</b>

Criminal New Cases, 2015-2024



# Northumberland County

2024 Population: 90,027  
Class of County: 5th  
No. of Common Pleas Judgeships: 3

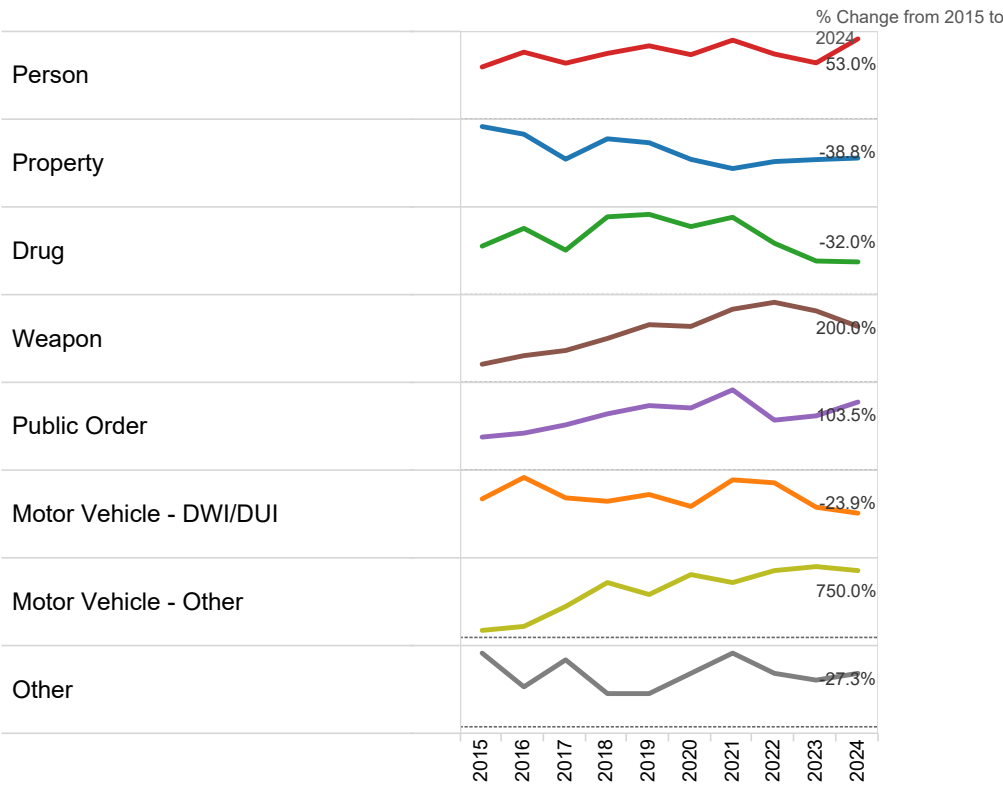


## 2024 Criminal - New Cases by Offense Type

Case Type	Felony	Misdemeanor	Summary	Total	
Person	135	121	1	257	23.4%
Property	120	107	0	227	20.7%
Drug	48	103	0	151	13.8%
Weapon	29	4	0	33	3.0%
Public Order	64	111	0	175	16.0%
Motor Vehicle - DWI/DUI	13	216	0	229	20.9%
Motor Vehicle - Other	1	16	0	17	1.5%
Other	8	0	0	8	0.7%
Total	418	678	1	1,097	100.0%
	38.1%	61.8%	0.1%	100.0%	

Data provided by Common Pleas Case Management System

### Criminal New Cases by Offense Type, 2015-2024

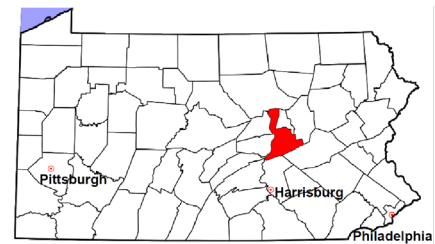


# Northumberland County

2024 Population estimate: 90,027

Class of County: 5th

No. of Common Pleas Court Judgeships: 3

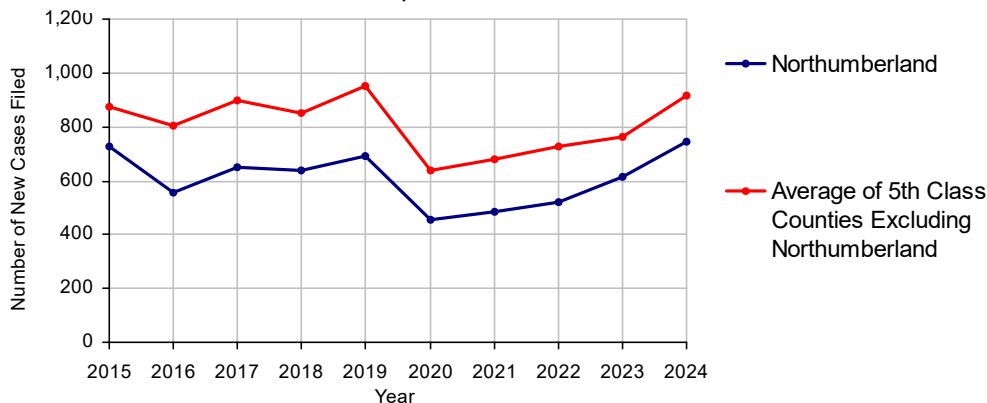


2024 Civil	Civil Action	Other	Total
Cases Pending 1/1/2024	1,081	774	1,855
Docketed Cases	529	218	747
Arbitration Appeals	0	0	0
Transferred In	0	0	0
Returned to Active	0	0	0
<b>Cases Available for Processing</b>	<b>1,610</b>	<b>992</b>	<b>2,602</b>
Processed By:			
Default Judgments	190	72	262
<b>Cases Decided by Arbitration Board</b>	<b>0</b>	<b>0</b>	<b>0</b>
Dispositive Motions	0	0	0
<b>Settlements</b>	<b>0</b>	<b>0</b>	<b>0</b>
Moved to Inactive Status	0	0	0
<b>Transferred/Withdrawn</b>	<b>1</b>	<b>1</b>	<b>2</b>
Dismissed/Discontinued	157	89	246
<b>Administrative Purge</b>	<b>0</b>	<b>0</b>	<b>0</b>
Other	0	0	0
<b>Jury Trial</b>	<b>0</b>	<b>0</b>	<b>0</b>
Non-Jury Trial	0	0	0
<b>Total Cases Processed</b>	<b>348</b>	<b>162</b>	<b>510</b>
<b>Cases Pending 12/31/2024</b>	<b>1,262</b>	<b>830</b>	<b>2,092</b>

## Age of Pending Cases as of 12/31/2024 (Civil Action Only)

0-6 months	260	20.6%
<b>7-12 months</b>	<b>115</b>	<b>9.1%</b>
13-18 months	92	7.3%
<b>19-24 months</b>	<b>64</b>	<b>5.1%</b>
25-30 months	51	4.0%
<b>31-36 months</b>	<b>52</b>	<b>4.1%</b>
37-42 months	50	4.0%
<b>43-48 months</b>	<b>36</b>	<b>2.9%</b>
49-54 months	50	4.0%
<b>55-60 months</b>	<b>24</b>	<b>1.9%</b>
61-66 months	43	3.4%
<b>67-72 months</b>	<b>47</b>	<b>3.7%</b>
Over 72 months	378	30.0%
<b>Total</b>	<b>1,262</b>	<b>100.0%</b>

Docketed Cases, 2015-2024

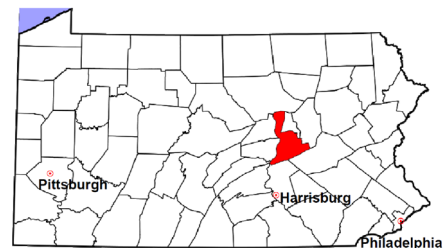


# Northumberland County

2024 Population estimate: 90,027

Class of County: 5th

No. of Common Pleas Court Judgeships: 3



## 2024 Civil - Docketed Cases Listed by Case Type

### TORT 63 8.4%

*(does not include mass tort)*

Intentional	3
Malicious Prosecution	1
Motor Vehicle	29
Nuisance	0
Premise Liability	13
Product Liability	0
Slander/Libel/Defamation	2
Other	15

### MASS TORT 0

Asbestos	0
Tobacco	0
Toxic Tort - DES	0
Toxic Tort - Implant	0
Toxic Waste	0
Other	0

### PROFESSIONAL LIABILITY 8 1.1%

Dental	0
Legal	0
Medical Malpractice	7
Other	1

### CONTRACT 457 61.2%

*(does not include judgments)*

Buyer Plaintiff	4
Debt Collection: Credit Card	248
Debt Collection: Other	188
Employment Dispute: Discrimination	0
Employment Dispute: Other	0
Other	17

### Of the Docketed Cases:

Pro Se Filings:	0	Class Action Suits:	0	MDJ Appeals:	3 0.4%
-----------------	---	---------------------	---	--------------	--------

\*Civil Other

### REAL PROPERTY 149 19.9%

Ejectment*	20
Eminent Domain/Condemnation*	2
Ground Rent	1
Landlord/Tenant Dispute	0
Mortgage Foreclosure:	
Residential*	111
Commercial*	0
Partition of Real Property*	1
Quiet Title*	8
Other*	6

### CIVIL APPEALS 27 3.6%

*- Administrative Agencies*

Board of Assessment*	7
Board of Elections*	0
Dept. of Transportation*	14
Zoning Board*	2
Statutory Appeal - Other*	1
Other*	3

### MISCELLANEOUS 43 5.8%

Common Law/	
Statutory Arbitration*	0
Declaratory Judgment*	4
Mandamus*	1
Non-Domestic Relations	
Restraining Order*	0
Quo Warranto*	0
Replevin*	2
Other*	36

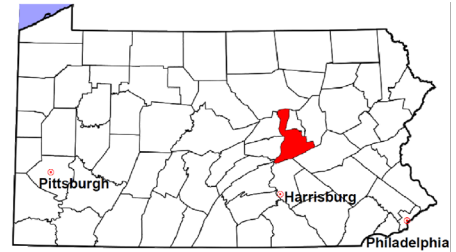
### TOTAL DOCKETED CASES: 747 100.0%

# Northumberland County

2024 Population estimate: 90,027

Class of County: 5th

No. of Common Pleas Court Judgeships: 3



## 2024 Protection From Abuse

**No. of  
Petitions**

Cases Pending 1/1/2024

20

New Cases Filed in 2024

396

*Of these, Petitions Requesting Temporary Orders: 378 (95.5%)*

*Temporary Orders DENIED: 64 (16.9%), Temporary Orders GRANTED: 314 (83.1%)*

### Cases Available for Processing

**416**

Processed By:

Temporary Order DENIED After Ex Parte Hearing and No Evidentiary Hearing Scheduled	61	15.2%
Temporary Order DISMISSED After Evidentiary Hearing and No Final Order Entered	2	0.5%
Final Order DENIED After Evidentiary Hearing Before a Judge or a Judicial Officer	52	12.9%
Final Order GRANTED After Evidentiary Hearing Before a Judge or a Judicial Officer	148	36.8%
Plaintiff Did Not Appear For Evidentiary Hearing	44	10.9%
Final Order by STIPULATION OR AGREEMENT Between the Parties	3	0.7%
Petition WITHDRAWN by Plaintiff	80	19.9%
TRANSFERRED to Another Jurisdiction	0	
Other	12	3.0%

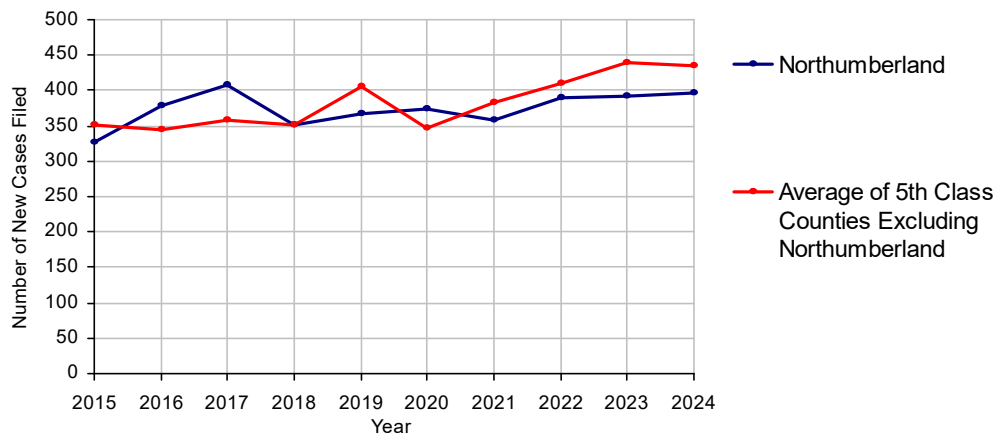
### Cases Processed

**402 100.0%**

### Cases Pending 12/31/2024

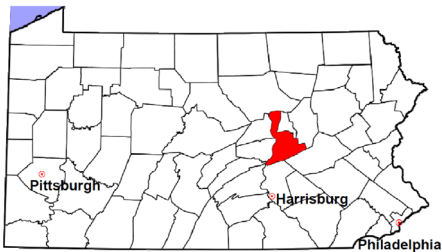
**14**

PFA New Cases Filed, 2015-2024



# Northumberland County

2024 Population estimate: 90,027  
Class of County: 5th  
No. of Common Pleas Court Judgeships: 3



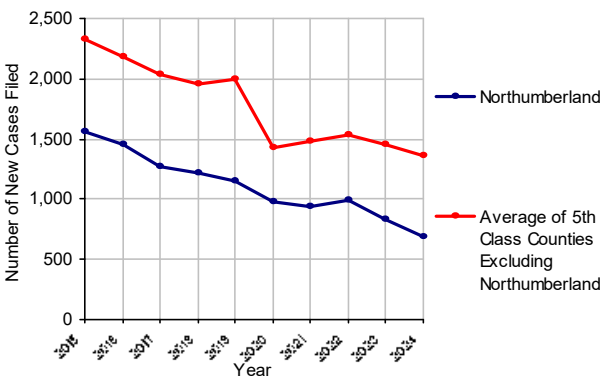
2024 Spousal & Child Support	No. of Petitions	
Cases Pending 1/1/2024	115	
New Cases Filed in 2024	690	
Dockets Transferred In (+)	28	
Dockets Transferred Out (-)	27	
Cases Available for Processing	806	
Processed By:		
Judge	30	4.2%
Intake Officer	656	92.8%
Hearing Officer	21	3.0%
Other	0	
Cases Processed	707	100.0%
Cases Pending 12/31/2024	99	

Data provided by PACSES

2024 Paternity	No. of Cases	
Acknowledgements Filed:		
Non-Domestic Relations Section	108	95.6%
During Conference	4	3.5%
Non-Stipulated (post genetic test)	0	
Pre-Trial Conference	1	0.9%
Total	113	100.0%
Established:		
Stipulated by Genetic Tests	16	27.1%
Default - Father Failed to Appear	8	13.6%
Adjudication by Court Proceeding	0	
Out of State	35	59.3%
Total	59	100.0%
Cases Pending 12/31/2024	10	

Data provided by PACSES

Spousal & Child Support New Cases Filed, 2015-2024



### DEFINITIONS:

#### ACKNOWLEDGEMENTS FILED:

NON-DOMESTIC RELATIONS SECTION: The voluntary Acknowledgement of Paternity by the alleged father.  
DURING CONFERENCE: The alleged father signed the Acknowledgement of Paternity-Waiver of Trial (PE-010) at the initial child support conference.  
NON-STIPULATED (POST GENETIC TEST): The alleged father signed the Acknowledgement of Paternity-Waiver of Trial after genetic tests were conducted and resulted in the alleged father being determined to be the biological father.  
PRE-TRIAL CONFERENCE: The alleged father signed the Acknowledgement of Paternity-Waiver of Trial at the pre-trial conference.

#### ESTABLISHED:

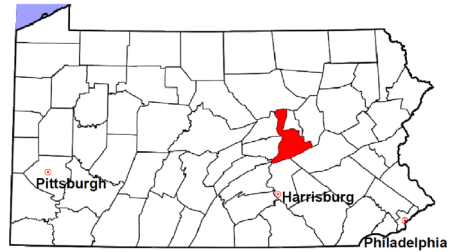
STIPULATED BY GENETIC TESTS: The alleged father requested genetic tests and signed a stipulation that if the test results had a 99% or higher probability of paternity then the alleged father would be stipulated as the biological father of the child.  
DEFAULT - FATHER FAILED TO APPEAR: The alleged father failed to appear after being served for either a support conference, hearing, or genetic test and a default paternity order was entered by the court.  
ADJUDICATION BY COURT PROCEEDING: The alleged father was determined to be the biological father of the child through a court proceeding.  
OUT OF STATE: Paternity was established in another state, "Out of state only".

# Northumberland County

2024 Population Estimate: 90,027

Class of County: 5th

No. of Common Pleas Court Judgeships: 3



## 2024 Custody/Partial Custody/Visitation

No. of  
Petitions

Cases Pending 1/1/2024

190

New Cases Filed in 2024

802

**Cases Available for Processing**

**992**

Processed By:

Judge

182

23.3%

Non-Judicial Officer

339

43.4%

Administrative Review/Purge

0

Other

261

33.4%

**Cases Processed**

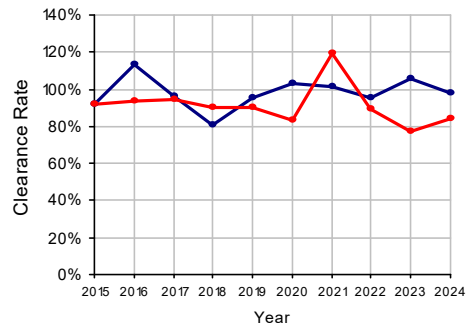
**782**

**100.0%**

**Cases Pending 12/31/2024**

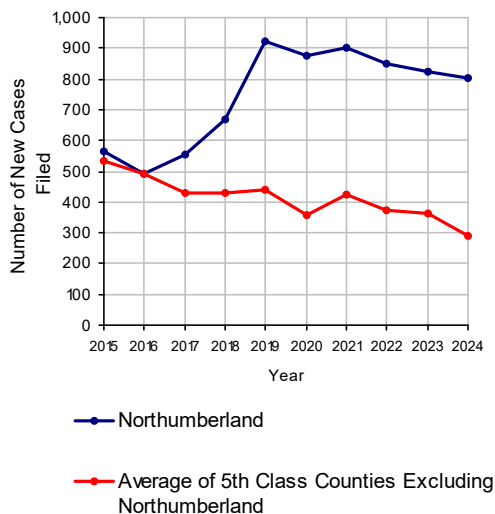
**210**

Clearance Rate, 2015-2024

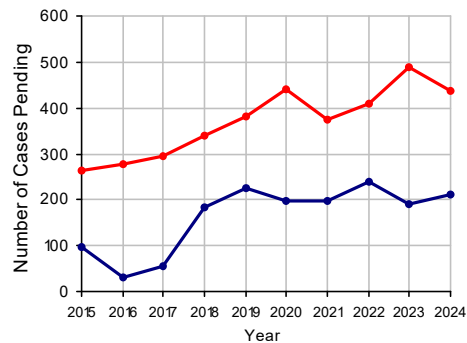


Note: Clearance Rate = Cases Processed / New Cases Filed

Custody/Partial Custody/Visitation New Cases Filed, 2015-2024



Cases Pending at the End of Year, 2015-2024

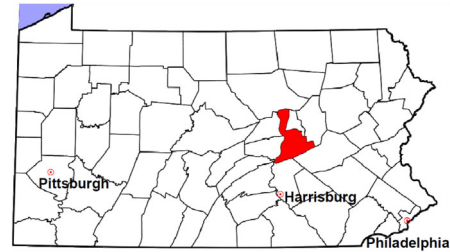


# Northumberland County

2024 Population estimate: 90,027

Class of County: 5th

No. of Common Pleas Court Judgeships: 3



## 2024 Divorce

### No. of Petitions

Cases Pending 1/1/2024

155

New Cases Filed in 2024

221

**Cases Available for Processing**

**376**

Processed By:

Contested Before a Judge

18

6.5%

Contested Before a Non-Judicial Officer

11

3.9%

Uncontested

211

75.6%

Administrative Review/Purge

0

Other

39

14.0%

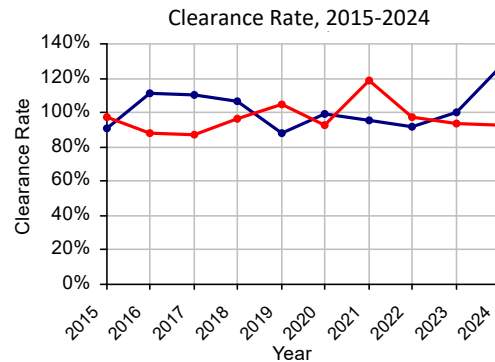
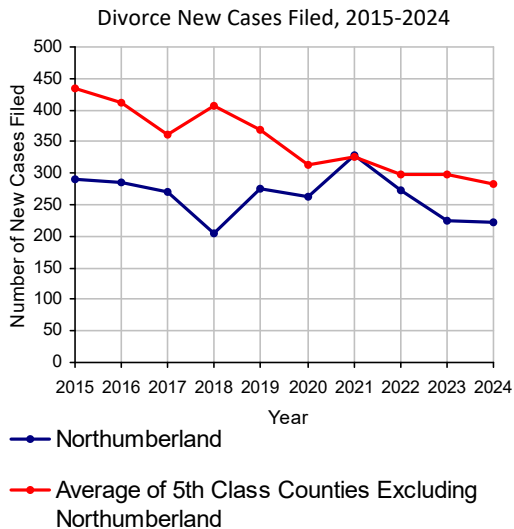
**Cases Processed**

**279**

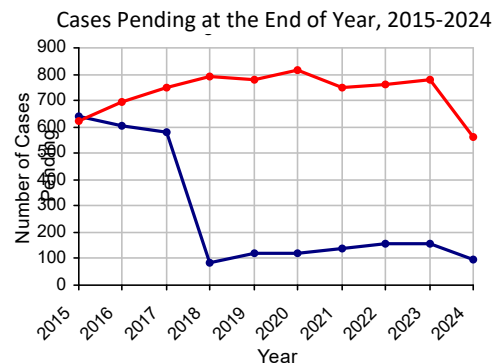
**100.0%**

**Cases Pending 12/31/2024**

**97**



Note: Clearance Rate = Cases Processed / New Cases Filed

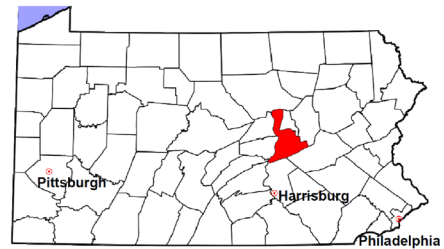


# Northumberland County

2024 Population estimate: 90,027

Class of County: 5th

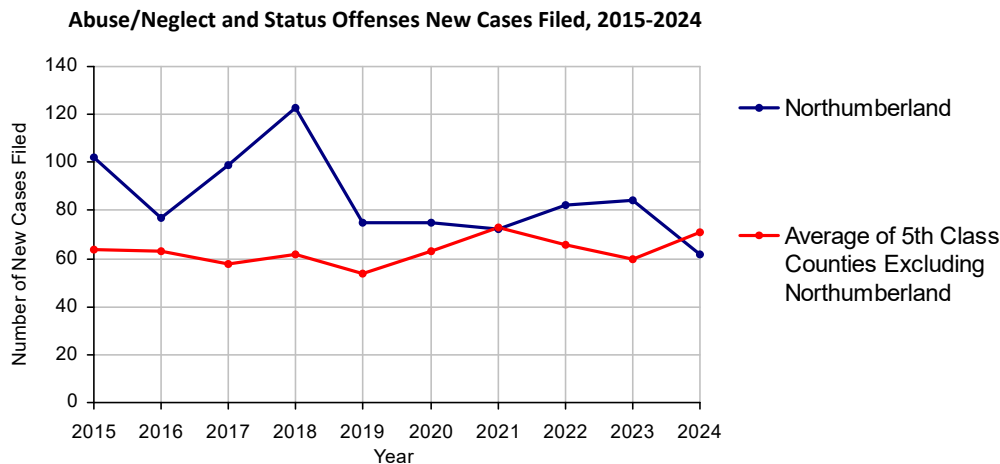
No. of Common Pleas Court Judgeships: 3



## 2024 Juvenile Dependency - Petitions Pending Adjudication

	Abuse/ Neglect	Status Offenses	Total
Cases Pending 1/1/2024	3	0	3
New Petitions Filed in 2024	52	10	62
Other	13	1	14
<b>Total Petitions Available for Processing</b>	<b>68</b>	<b>11</b>	<b>79</b>
Processed by:			
Adjudicated Dependent			
Judge	62	9	71
Juvenile Court Hearing Officer	0	0	0
Adjudicated NOT Dependent			
Judge	1	0	1
Juvenile Court Hearing Officer	0	0	0
Withdrawn/Transferred	3	0	3
Dismissed/Other	0	1	1
<b>Total Petitions Processed</b>	<b>66</b>	<b>10</b>	<b>76</b>
<b>Cases Pending 12/31/2024</b>	<b>2</b>	<b>1</b>	<b>3</b>

Data provided by Common Pleas Case Management System

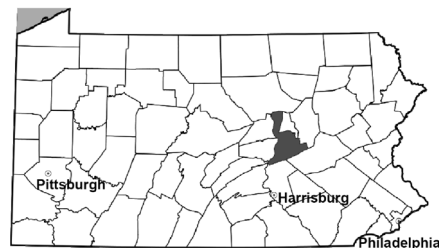


# Northumberland County

2024 Population estimate: 90,027

Class of County: 5th

No. of Common Pleas Court Judgeships: 3



## 2024 Juvenile Dependency - Adjudicated Dependent Inventory

	Abuse/ Neglect	Status Offenses	Total
Cases Pending 1/1/2024	103	15	118
New Adjudicated Dependent Cases	62	9	71
Other	0	0	0
<b>Total Adjudicated Dependent Cases</b>	<b>165</b>	<b>24</b>	<b>189</b>

### Court Supervision Terminated:

Family Reunification	14	31.1%	3	33.3%	17	31.5%
Adoption	16	35.6%	0		16	29.6%
Placement with a Relative/Guardian	14	31.1%	4	44.4%	18	33.3%
Aged Out	1	2.2%	2	22.2%	3	5.6%
Other Permanency Outcomes*	0		0		0	
Other**	0		0		0	

<b>Total Adjudicated Dependent Cases Terminated</b>	<b>45</b>	<b>100.0%</b>	<b>9</b>	<b>100.0%</b>	<b>54</b>	<b>100.0%</b>
<b>Cases Pending 12/31/2024</b>	<b>120</b>		<b>15</b>		<b>135</b>	

Data provided by Common Pleas Case Management System

\* Other Permanency Outcomes include: adjudicated delinquent, death due to natural causes, emancipation, permanent living arrangement, and parent has come forward.

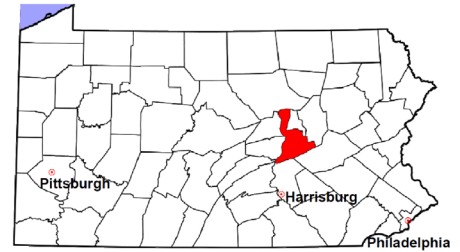
\*\* Other includes cases where court supervision is terminated due to transfer out of jurisdiction, withdrawal and administrative closure.

# Northumberland County

2024 Population estimate: 90,027

Class of County: 5th

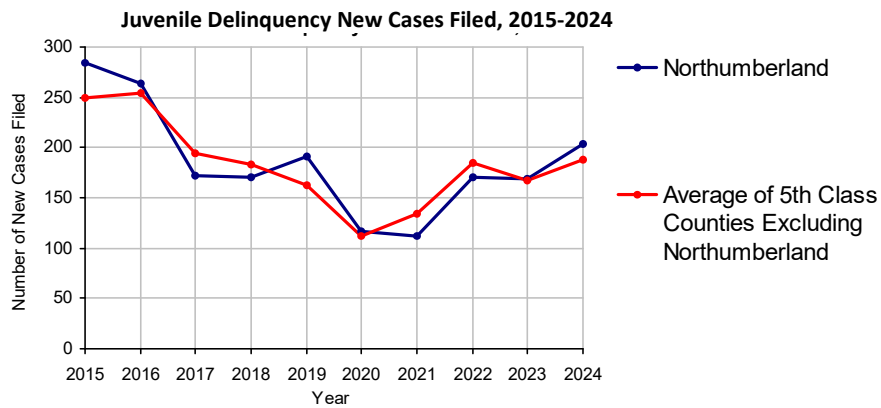
No. of Common Pleas Court Judgeships: 3



## 2024 Juvenile Delinquency - Cases Pending Disposition

<b>Begin Pending</b>	<b>64</b>
<b>New Cases</b>	<b>204</b>
Consent Decree Revoked	0
Informal Adjustment Program Revoked	0
Alternative Program Revoked	0
Warrant Returned	1
Other	17
<b>Total Cases Available for Disposition</b>	<b>286</b>
<b>Warrant Issued</b>	<b>3</b>
<b>Disposed by:</b>	
Adjudicated Delinquent by a Judge	10
Adjudicated Delinquent by a Juvenile Court Hearing Officer	0
Consent Decree Entered	37
Informal Adjustment Program Entered	106
Warned and Counseled (Pre-Petition)	11
Dismissed/Withdrawn/Transferred	26
Transferred to Criminal Court	0
Other	4
<b>Total Cases Disposed</b>	<b>194</b>
<b>End Pending</b>	<b>89</b>

Data provided by Common Pleas Case Management System



# Northumberland County

2024 Population: 90,027  
 Class of County: 5th  
 No. of Common Pleas Judgeships: 3

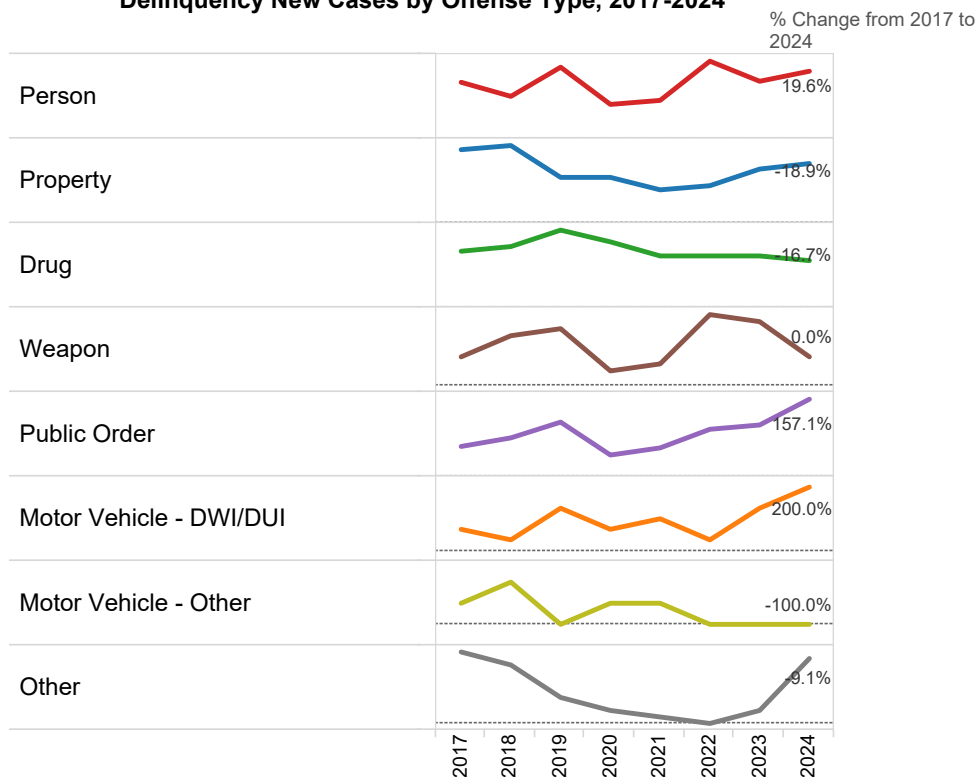


## 2024 Delinquency - New Cases by Offense Type

Case Type	Felony	Misdemeanor	Summary	Total	
Person	9	50	8	67	32.8%
Property	10	31	2	43	21.1%
Drug	0	20	0	20	9.8%
Weapon	0	4	0	4	2.0%
Public Order	8	14	32	54	26.5%
Motor Vehicle - DWI/DUI	0	6	0	6	2.9%
Motor Vehicle - Other	0	0	0	0	0.0%
Other	0	0	10	10	4.9%
Total	27	125	52	204	100.0%
	13.2%	61.3%	25.5%	100.0%	

Data provided by Common Pleas Case Management System

## Delinquency New Cases by Offense Type, 2017-2024

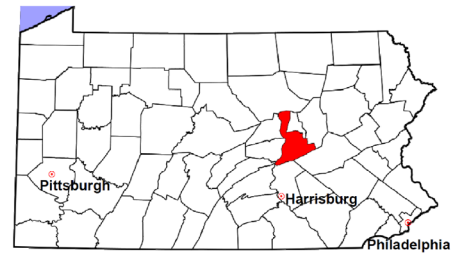


# Northumberland County

2024 Population estimate: 90,027

Class of County: 5th

No. of Common Pleas Court Judgeships: 3



## 2024 Juvenile Delinquency - Formal Dispositions

<b>Begin Pending</b>	<b>90</b>
Adjudicated Delinquent by a Judge	10
Adjudicated Delinquent by a Juvenile Court Hearing Officer	0
Warrant Returned	2
Other	1
<b>Total Adjudicated Delinquent Cases</b>	<b>103</b>
<b>Warrant Issued</b>	<b>2</b>
<b>Court Supervision Terminated:</b>	
Conditions Satisfied	7
Compelling Reasons	2
Reached Age 21	0
Transferred to Another Juvenile Court	0
Other	1
<b>Total Adjudicated Delinquent Cases Terminated</b>	<b>10</b>
<b>End Pending</b>	<b>91</b>

(R) - Revised

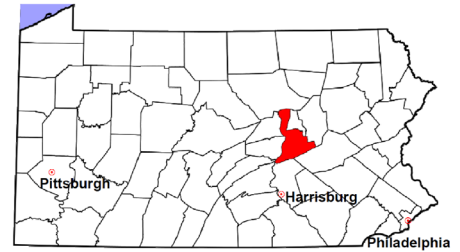
Data provided by Common Pleas Case Management System

# Northumberland County

2024 Population estimate: 90,027

Class of County: 5th

No. of Common Pleas Court Judgeships: 3



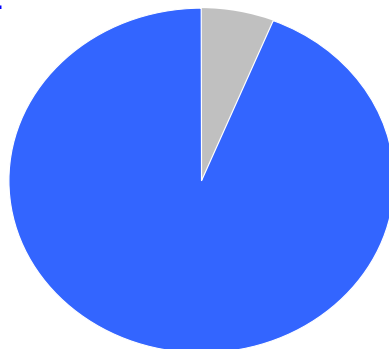
## 2024 Juvenile Delinquency - Informal Dispositions

<b>Pending Consent Decrees</b>	<b>42</b>
<b>Pending Informal Adjustments</b>	<b>219</b>
New Consent Decrees	37
<b>New Informal Adjustments</b>	<b>106</b>
Warrant Returned	0
<b>Other</b>	<b>22</b>
<b>Cases Informally Disposed</b>	<b>426</b>
<b>Warrant Issued</b>	<b>0</b>
<b>Terminated by:</b>	
Consent Decree Completed	40
<b>Informal Adjustment Completed</b>	<b>44</b>
Consent Decree Revoked	0
Informal Adjustment Program Revoked	0
<b>Other</b>	<b>14</b>
<b>Total Informally Disposed Cases Terminated</b>	<b>98</b>
<b>End Pending</b>	<b>328</b>

(R) - Revised

Data provided by Common Pleas Case Management System

Informal Dispositions: **94%**



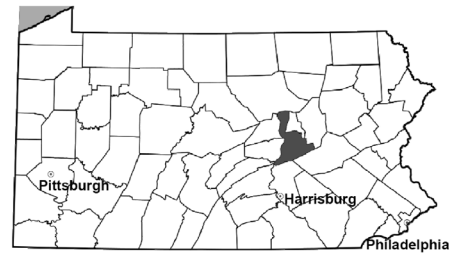
Delinquency Cases are disposed either formally, at a proceeding held before a judge or hearing officer, or informally without a proceeding. Informal dispositions include informal adjustments supervised by a juvenile probation officer; consent decrees agreed upon with the District Attorney after a petition is filed; or other pre-petition process by the juvenile probation department.

# Northumberland County

2024 Population estimate: 90,027

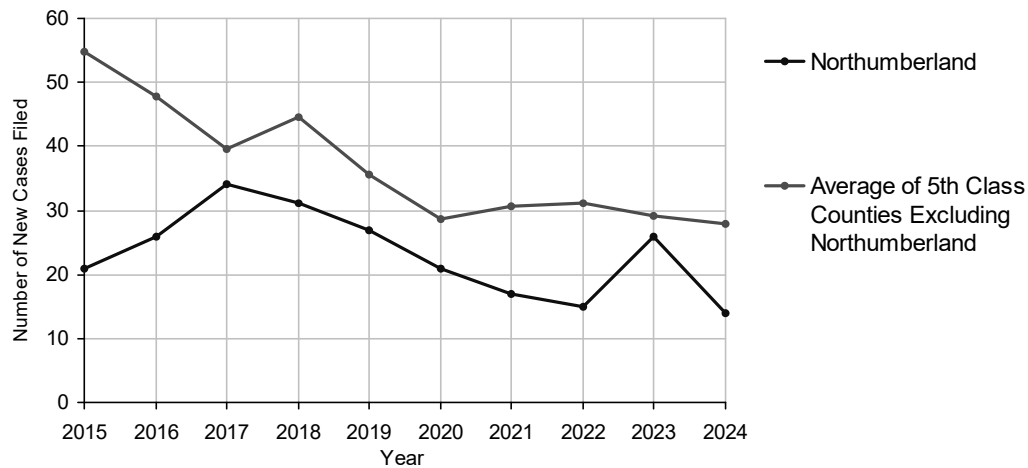
Class of County: 5th

No. of Common Pleas Court Judgeships: 3



2024 Accounts	No. of Cases	
Cases Pending 1/1/2024	11	
New Cases Filed in 2024	14	
<b>Cases Available for Processing</b>	<b>25</b>	
Processed By:		
Contested before a Judge	0	
Contested before a Non-Judicial Officer	0	
Uncontested	16	72.7%
Other	6	27.3%
<b>Cases Processed</b>	<b>22</b>	<b>100.0%</b>
<b>Cases Pending 12/31/2024</b>	<b>3</b>	

Accounts New Cases Filed, 2015-2024

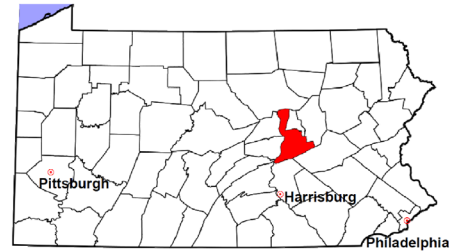


# Northumberland County

2024 Population estimate: 90,027

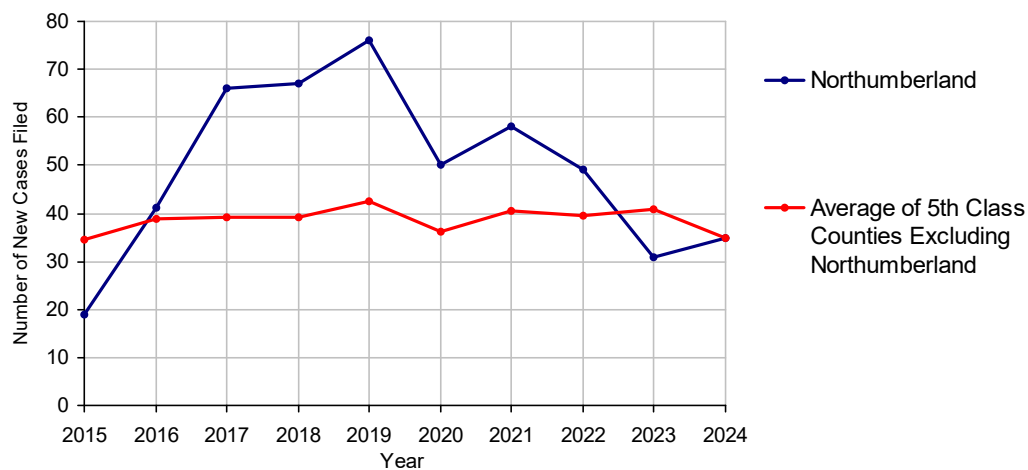
Class of County: 5th

No. of Common Pleas Court Judgeships: 3



2024 Adoptions		No. of Cases	
Cases Pending 1/1/2024		2	
New Cases Filed in 2024		35	
<b>Cases Available for Processing</b>		<b>37</b>	
Processed By:			
Contested before a Judge	Granted	0	
	Denied	0	
Uncontested	Granted	33	100.0%
	Denied	0	
Other		0	
<b>Cases Processed</b>		<b>33</b>	<b>100.0%</b>
<b>Cases Pending 12/31/2024</b>		<b>4</b>	

Adoptions New Cases Filed, 2015-2024

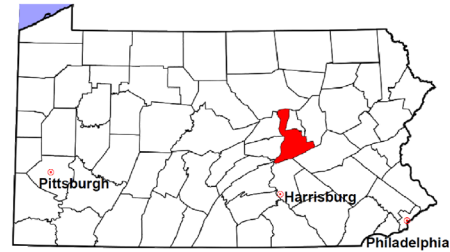


# Northumberland County

2024 Population estimate: 90,027

Class of County: 5th

No. of Common Pleas Court Judgeships: 3



## 2024 Relinquishments/Terminations

**No. of  
Cases**

Cases Pending 1/1/2024

101

New Cases Filed in 2024

70

**Cases Available for Processing**

**171**

Processed By:

Contested before a Judge

0

Uncontested

35

100.0%

Other

0

**Cases Processed**

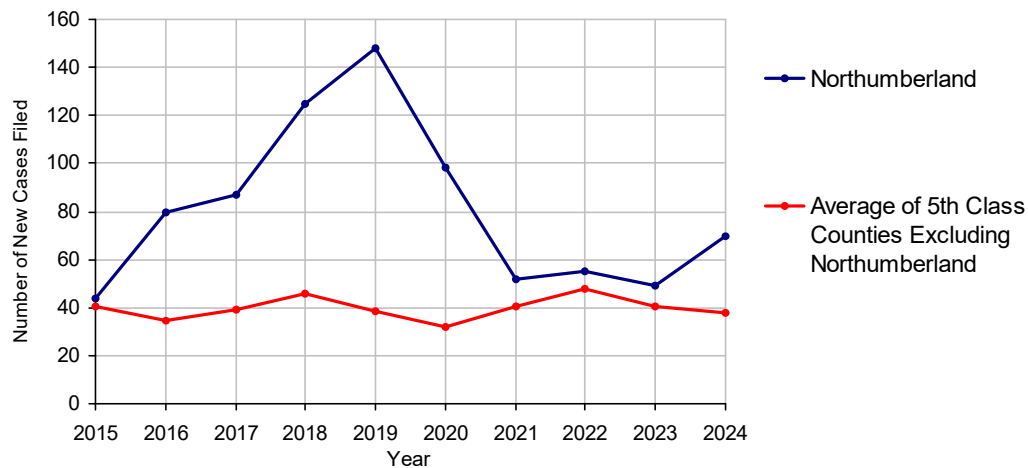
**35**

**100.0%**

**Cases Pending 12/31/2024**

**136**

Relinquishments/Terminations New Cases Filed, 2015-2024

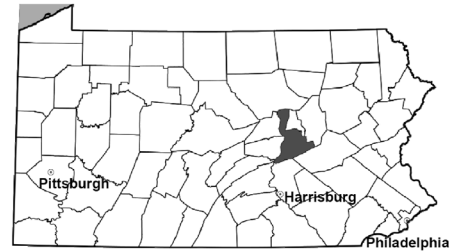


# Northumberland County

2024 Population estimate: 90,027

Class of County: 5th

No. of Common Pleas Court Judgeships: 3



## 2024 Appointment of Guardians

**No. of  
Cases**

Cases Pending 1/1/2024

9

New Cases Filed in 2024

35

**Cases Available for Processing**

**44**

Processed By:

Contested before a Judge

0

Uncontested

25

58.1%

Other

18

41.9%

**Cases Processed**

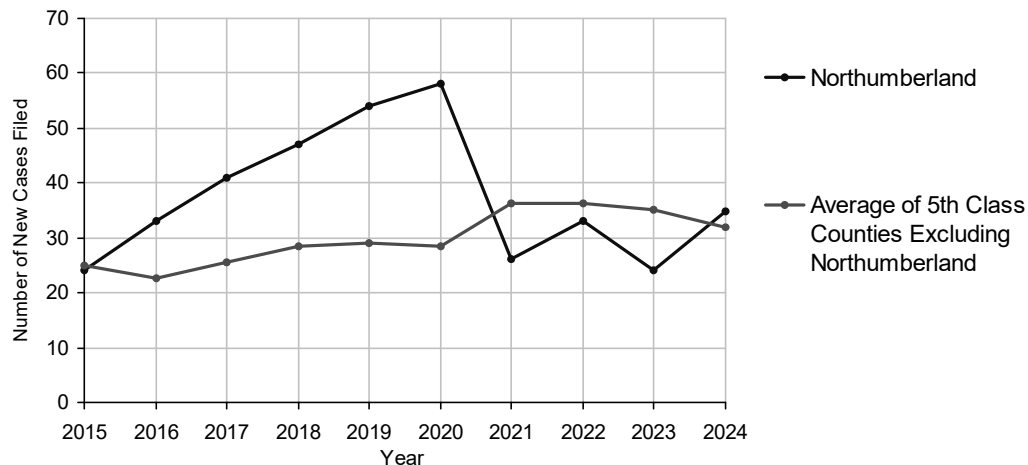
**43**

**100.0%**

**Cases Pending 12/31/2024**

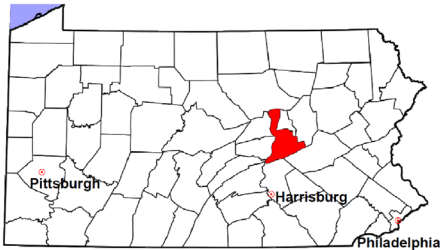
**1**

**Appointment of Guardians New Cases Filed, 2015-2024**



# Northumberland County

2024 Population estimate: 90,027  
Class of County: 5th  
No. of Common Pleas Court Judgeships: 3



## 2024 Jury Yield and Utilization

### Jury Yield

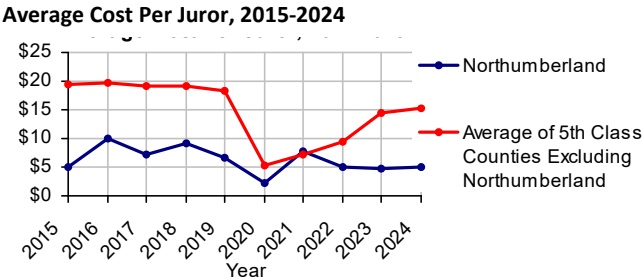
Qualification Questionnaires/Summonses Mailed:	8,000	A		
Returned Undeliverable:	713	B	8.9%	Of Qualification Questionnaires/ Summonses Mailed
Not Responded to:	690	C	8.6%	
the Number of Prospective Jurors:				
Disqualified:	115	D	1.4%	
Exempted:	92	E	1.2%	
Excused:	628	F	7.9%	
Deferred to New Term:	3,326	G	41.6%	
Deferred from Previous Term:	15	H	0.2%	
Total Number of Qualified Jurors Available for Service:	2,451	I	30.6%	
I=A-B-C-D-E-F-G+H				

### Jury Utilization

the Number of Jurors:				
Reporting for Service:	2,166	88.4%	Of Jurors Qualified and Available	
Told Not to Report for Service:	3,844	156.8%		
Sent to Courtroom for Jury Selection (Voir Dire):	2,166	100.0%	Of Jurors Reporting for Service	
Impaneled or Sworn (jurors/alternates):	294	13.6%		
Removed for Cause/Hardship:	83			
Removed by Peremptory Challenge:	64			
Number of Jury Trials Started:	17			
Pool Days:	13			
Zero Panel Days	0			(Of Pool Days)

### Jury Costs

Total Annual Budget for Juror Operations:	\$41,000.00	J
Average Cost Per Juror:	\$5.13	K
K=J/A		

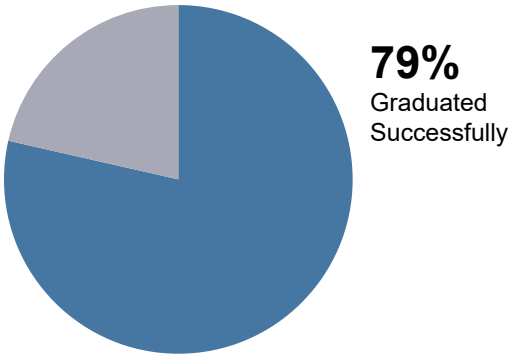


# Northumberland County


## 2024 Treatment Courts

14 Discharges

Of All Court Participants Discharged:



22 Admissions

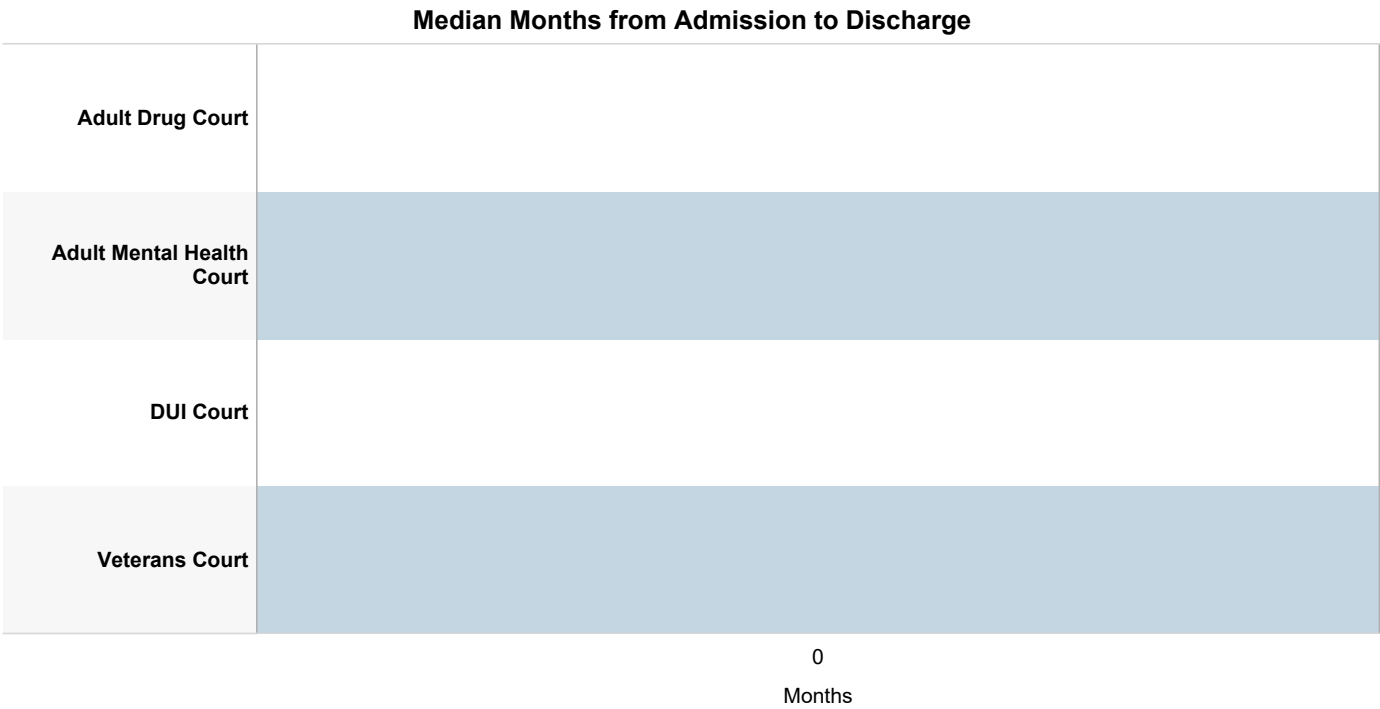


### Discharge Reason

	Successfully Completed	Unsuccessful /Non-Compliant	Other	Total Discharges
Adult Drug Court	1 (33.3%)	1 (33.3%)	1 (33.3%)	3 (100.0%)
DUI Court	8 (88.9%)		1 (11.1%)	9 (100.0%)
Adult Mental Health Court	1 (100.0%)			1 (100.0%)
Veterans Court	1 (100.0%)			1 (100.0%)

# Northumberland County

## 2024 Treatment Courts



(N=0)



DEPARTMENT OF RESEARCH & STATISTICS

KIM NIEVES, PH.D.

DIRECTOR

ANDREW GINDER, MPA

ASSISTANT DIRECTOR

YAN LIU, M.S.

SENIOR STATISTICAL ANALYST

SASANKA ADIKARI, PH.D

DATA SCIENTIST

AMANDA PEREIRA

RESEARCH ASSISTANT