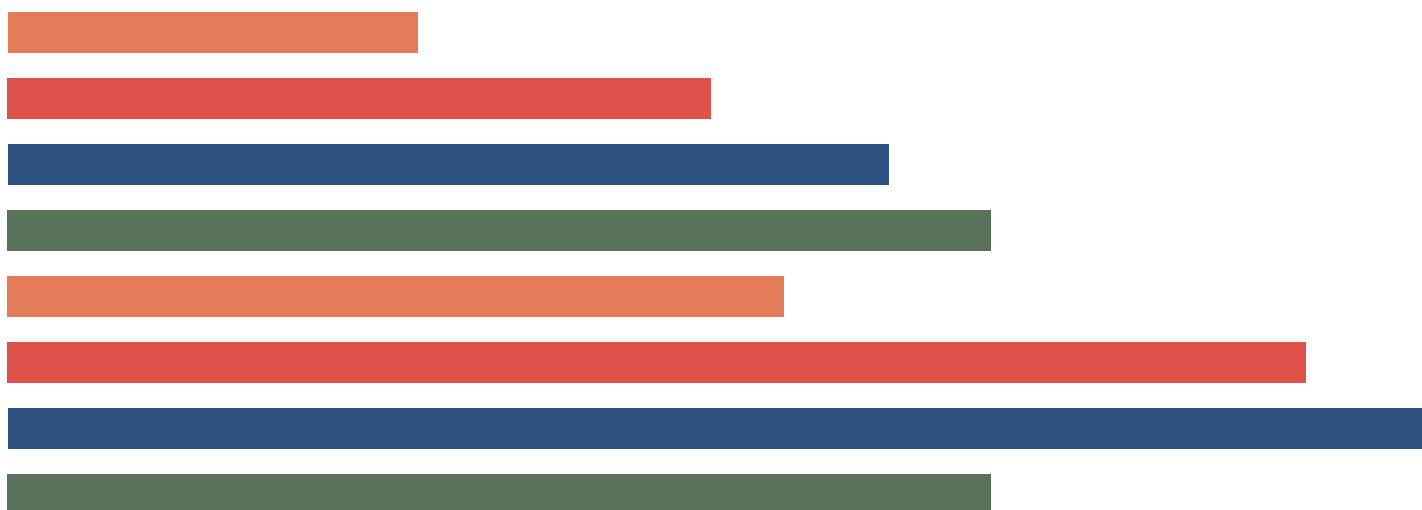


2024

Court of Common Pleas
Caseload Statistics for

Philadelphia County



We are pleased to provide you with a copy of the 2024 County Caseload Display pages. They can also be viewed on the AOPC webpage at www.pacourts.us in the *News & Statistics* section under *Research & Statistics*.

Should you have any questions or comments, please do not hesitate to contact me at 717.231.3300.

Sincerely,

A handwritten signature in black ink, appearing to read 'Sasanka', is written over a horizontal line. There are some small marks below the line, possibly initials or a date.

Sasanka Adikari, Ph.D.
Data Scientist
Department of Research and Statistics

Table of Contents

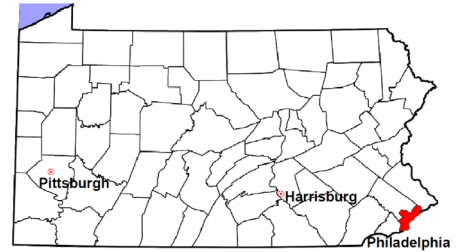
CPCMS Criminal	Page 1
CPCMS Criminal - New Cases by Case Type.....	Page 2
Civil.....	Page 3
Civil - Docketed Cases Listed by Case Type.....	Page 4
Protection From Abuse	Page 5
Spousal & Child Support and Paternity	Page 6
Custody/Partial Custody/Visitation.....	Page 7
Divorce	Page 8
Juvenile Dependency - Active Dependent Inventory	Page 9
Juvenile Dependency - Adjudicated Dependent Inventory	Page 10
Juvenile Delinquency - Cases Pending Disposition.....	Page 11
Juvenile Delinquency - New Cases by Case Type	Page 12
Juvenile Delinquency - Formal Dispositions	Page 13
Juvenile Delinquency - Informal Dispositions	Page 14
Accounts.....	Page 15
Adoptions.....	Page 16
Relinquishments/Terminations	Page 17
Appointment of Guardians	Page 18
Jury Yield and Utilization	Page 19
Treatment Courts.....	Pages 20-21

Philadelphia County

2024 Population estimate: 1,573,916

Class of County: 1st

No. of Common Pleas Court Judgeships: 93



2024 Criminal	No. of Cases
---------------	--------------

Cases Pending 1/1/2024	8,561
New Cases Filed in 2024	8,672
Reopened Cases	697
Cases Available for Processing	17,930

Processed by:

Withdrawn/Dismissed	2,778	25.9%
Diversionsary Disposition*	291	2.7%
Guilty Plea	5,787	53.9%
Non-Jury Trial	906	8.4%
Jury Trial	296	2.8%
Inactive	528	4.9%
Other	141	1.3%
Total Cases Processed	10,727	100.0%

Cases Pending 12/31/2024 **7,203**

Cases Awaiting Sentencing 784

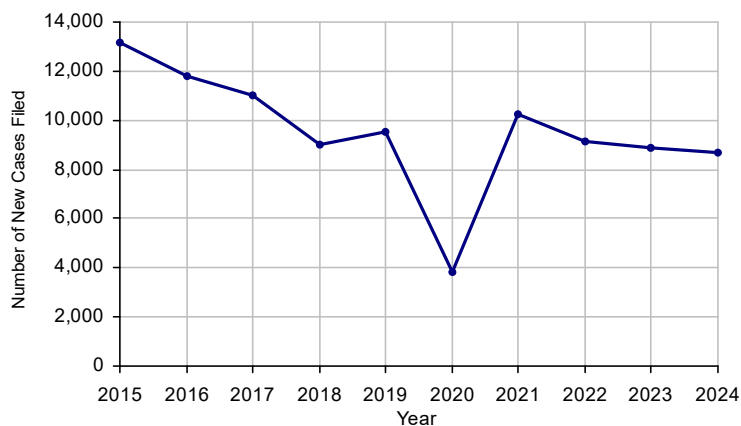
Data provided by Common Pleas Case Management System

* Includes other diversionary programs such as Veterans Court.

Age of Pending Cases as of 12/31/2024

0-60 Days	1,279	17.8%
61-120 Days	1,185	16.5%
121-180 Days	855	11.9%
181-240 Days	754	10.5%
241-300 Days	658	9.1%
301-360 Days	463	6.4%
Over 360 Days	2,009	27.9%
Total	7,203	100.0%

Criminal New Cases, 2015-2024



Philadelphia

Philadelphia County

2024 Population: 1,573,916
Class of County: 1st
No. of Common Pleas Judgeships: 93

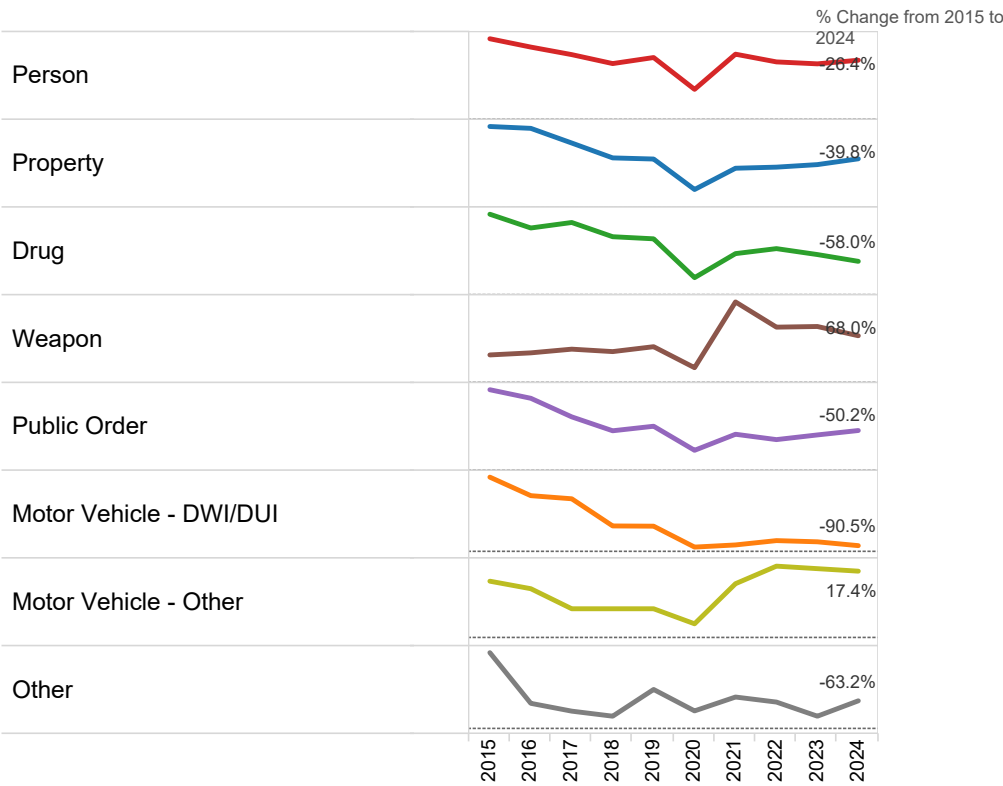


2024 Criminal - New Cases by Offense Type

Case Type	Felony	Misdemeanor	Summary	Total	
Person	2,746	101	2	2,849	32.9%
Property	1,922	61	0	1,983	22.9%
Drug	1,519	5	0	1,524	17.6%
Weapon	1,831	15	0	1,846	21.3%
Public Order	248	48	6	302	3.5%
Motor Vehicle - DWI/DUI	5	25	0	30	0.3%
Motor Vehicle - Other	26	1	0	27	0.3%
Other	110	1	0	111	1.3%
Total	8,407	257	8	8,672	100.0%
	96.9%	3.0%	0.1%	100.0%	

Data provided by Common Pleas Case Management System

Criminal New Cases by Offense Type, 2015-2024

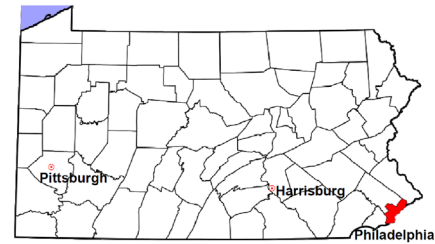


Philadelphia County

2024 Population estimate: 1,573,916

Class of County: 1st

No. of Common Pleas Court Judgeships: 93

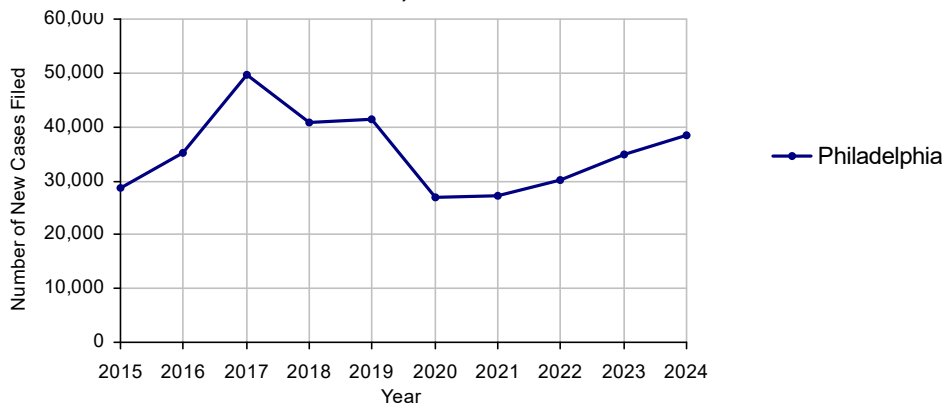


2024 Civil	Civil Action	Other	Total
Cases Pending 1/1/2024	25,827	8,243	34,070
Docketed Cases	25,745	12,546	38,291
Arbitration Appeals	623	0	623
Transferred In	8	0	8
Returned to Active	1,743	623	2,366
Cases Available for Processing	53,946	21,412	75,358
Processed By:			
Default Judgments	3,396	1,662	5,058
Cases Decided by Arbitration Board	2,129	2	2,131
Dispositive Motions	584	1,275	1,859
Settlements	13,521	1,776	15,297
Moved to Inactive Status	761	211	972
Transferred/Withdrawn	1,208	218	1,426
Dismissed/Discontinued	3,218	3,198	6,416
Administrative Purge	240	106	346
Other	1,574	4,463	6,037*
Jury Trial	260	3	263
Non-Jury Trial	273	265	538
Total Cases Processed	27,164	13,179	40,343
Cases Pending 12/31/2024	26,782	8,233	35,015

Age of Pending Cases as of 12/31/2024 (Civil Action Only)

0-6 months	11,254	42.0%
7-12 months	7,284	27.2%
13-18 months	3,051	11.4%
19-24 months	1,403	5.2%
25-30 months	953	3.6%
31-36 months	436	1.6%
37-42 months	338	1.3%
43-48 months	275	1.0%
49-54 months	610	2.3%
55-60 months	205	0.8%
61-66 months	200	0.7%
67-72 months	275	1.0%
Over 72 months	498	1.9%
Total	26,782	100.0%

Docketed Cases, 2015-2024

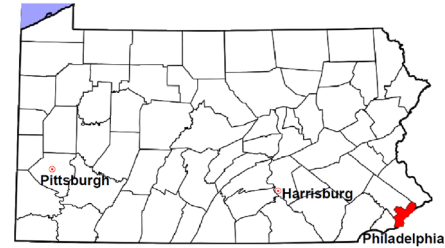


Philadelphia County

2024 Population estimate: 1,573,916

Class of County: 1st

No. of Common Pleas Court Judgeships: 93



2024 Civil - Docketed Cases Listed by Case Type

TORT 13,815 36.1%

(does not include mass tort)

Intentional	0
Malicious Prosecution	61
Motor Vehicle	8,787
Nuisance	0
Premise Liability	2,938
Product Liability	169
Slander/Libel/Defamation	77
Other	1,783

MASS TORT 1,121 2.9%

Asbestos	307
Tobacco	0
Toxic Tort - DES	0
Toxic Tort - Implant	0
Toxic Waste	0
Other	814

PROFESSIONAL LIABILITY 815 2.1%

Dental	13
Legal	49
Medical Malpractice	616
Other	137

CONTRACT 9,776 25.5%

(does not include judgments)

Buyer Plaintiff	213
Debt Collection: Credit Card	4,552
Debt Collection: Other	119
Employment Dispute: Discrimination	4
Employment Dispute: Other	67
Other	4,821

Of the Docketed Cases:

Pro Se Filings: 2,582 6.7% Class Action Suits: 50 0.1% MDJ Appeals: 911 2.4%

*Civil Other

REAL PROPERTY 4,989 13.0%

Ejectment*	987
Eminent Domain/Condemnation*	14
Ground Rent	0
Landlord/Tenant Dispute	218
Mortgage Foreclosure:	
Residential*	3,067
Commercial*	61
Partition of Real Property*	53
Quiet Title*	589
Other*	0

CIVIL APPEALS 1,187 3.1%

- Administrative Agencies

Board of Assessment*	218
Board of Elections*	216
Dept. of Transportation*	421
Zoning Board*	26
Statutory Appeal - Other*	93
Other*	213

MISCELLANEOUS 6,588 17.2%

Common Law/	
Statutory Arbitration*	48
Declaratory Judgment*	43
Mandamus*	12
Non-Domestic Relations	
Restraining Order*	28
Quo Warranto*	0
Replevin*	244
Other*	6,213***

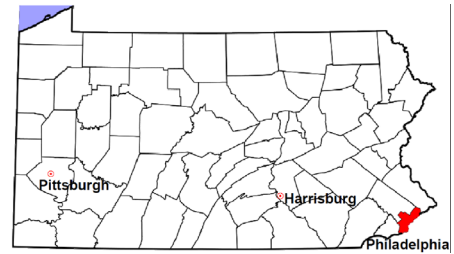
TOTAL DOCKETED CASES: 38,291 100.0%

Philadelphia County

2024 Population estimate: 1,573,916

Class of County: 1st

No. of Common Pleas Court Judgeships: 93



2024 Protection From Abuse

**No. of
Petitions**

Cases Pending 1/1/2024

3,687

New Cases Filed in 2024

8,057

Of these, Petitions Requesting Temporary Orders: 8,057 (100.0%)

Temporary Orders DENIED: 232 (2.9%), Temporary Orders GRANTED: 7,825 (97.1%)

Cases Available for Processing

11,744

Processed By:

Temporary Order DENIED After Ex Parte Hearing and No Evidentiary Hearing Scheduled

0

Temporary Order DISMISSED After Evidentiary Hearing and No Final Order Entered

413

4.9%

Final Order DENIED After Evidentiary Hearing Before a Judge or a Judicial Officer

80

1.0%

Final Order GRANTED After Evidentiary Hearing Before a Judge or a Judicial Officer

1,108

13.3%

Plaintiff Did Not Appear For Evidentiary Hearing

4,818

57.7%

Final Order by STIPULATION OR AGREEMENT Between the Parties

789

9.5%

Petition WITHDRAWN by Plaintiff

1,089

13.1%

TRANSFERRED to Another Jurisdiction

0

Other

47

0.6%

Cases Processed

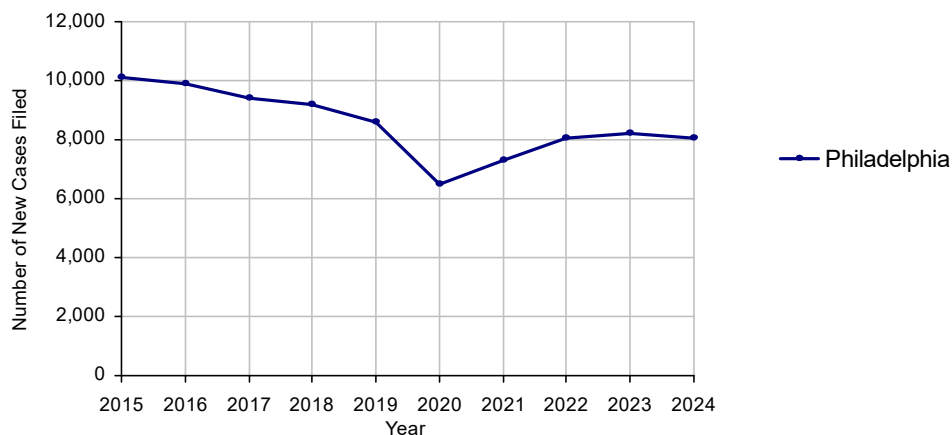
8,344

100.0%

Cases Pending 12/31/2024

3,400

PFA New Cases Filed, 2015-2024

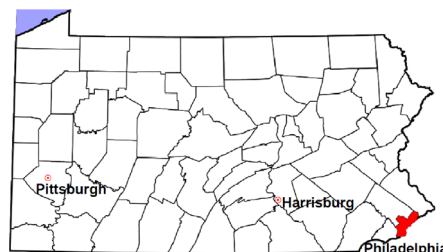


Philadelphia County

2024 Population estimate: 1,573,916

Class of County: 1st

No. of Common Pleas Court Judgeships: 93



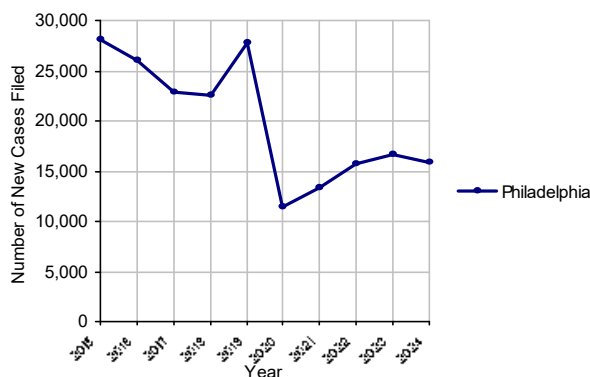
2024 Spousal & Child Support	No. of Petitions	
Cases Pending 1/1/2024	21,811	
New Cases Filed in 2024	15,912	
Dockets Transferred In (+)	215	
Dockets Transferred Out (-)	156	
Cases Available for Processing	37,782	
Processed By:		
Judge	126	0.8%
Intake Officer	12,247	76.6%
Hearing Officer	3,600	22.5%
Other	8	0.1%
Cases Processed	15,981	100.0%
Cases Pending 12/31/2024	21,801	

Data provided by PACSES

2024 Paternity	No. of Cases	
Acknowledgements Filed:		
Non-Domestic Relations Section	2,731	82.0%
During Conference	520	15.6%
Non-Stipulated (post genetic test)	11	0.3%
Pre-Trial Conference	69	2.1%
Total	3,331	100.0%
Established:		
Stipulated by Genetic Tests	310	25.9%
Default - Father Failed to Appear	420	35.0%
Adjudication by Court Proceeding	0	
Out of State	469	39.1%
Total	1,199	100.0%
Cases Pending 12/31/2024	5,135	

Data provided by PACSES

Spousal & Child Support New Cases Filed, 2015-2024



DEFINITIONS:

ACKNOWLEDGEMENTS FILED:

NON-DOMESTIC RELATIONS SECTION: The voluntary Acknowledgement of Paternity by the alleged father.

DURING CONFERENCE: The alleged father signed the Acknowledgement of Paternity-Waiver of Trial (PE-010) at the initial child support conference.

NON-STIPULATED (POST GENETIC TEST): The alleged father signed the Acknowledgement of Paternity-Waiver of Trial after genetic tests were conducted and resulted in the alleged father being determined to be the biological father.

PRE-TRIAL CONFERENCE: The alleged father signed the Acknowledgement of Paternity-Waiver of Trial at the pre-trial conference.

ESTABLISHED:

STIPULATED BY GENETIC TESTS: The alleged father requested genetic tests and signed a stipulation that if the test results had a 99% or higher probability of paternity then the alleged father would be stipulated as the biological father of the child.

DEFAULT - FATHER FAILED TO APPEAR: The alleged father failed to appear after being served for either a support conference, hearing, or genetic test and a default paternity order was entered by the court.

ADJUDICATION BY COURT PROCEEDING: The alleged father was determined to be the biological father of the child through a court proceeding.

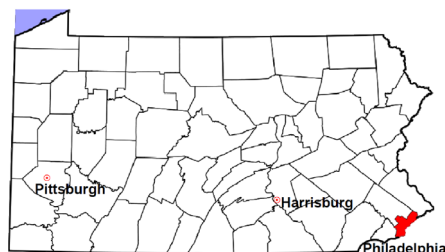
OUT OF STATE: Paternity was established in another state, "Out of state only".

Philadelphia County

2024 Population Estimate: 1,573,916

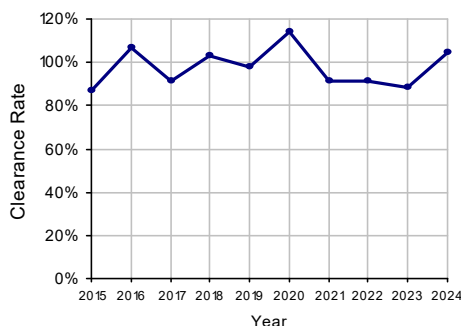
Class of County: 1st

No. of Common Pleas Court Judgeships: 93



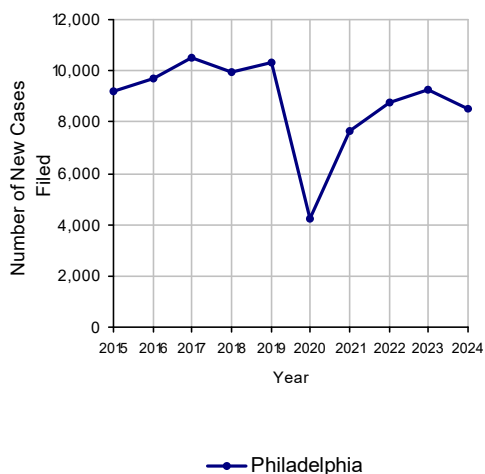
2024 Custody/Partial Custody/Visitation	No. of Petitions	
Cases Pending 1/1/2024	12,191	
New Cases Filed in 2024	8,514	
Cases Available for Processing	20,705	
Processed By:		
Judge	5,283	59.5%
Non-Judicial Officer	3,540	39.9%
Administrative Review/Purge	0	
Other	54	0.6%
Cases Processed	8,877	100.0%
Cases Pending 12/31/2024	11,828	

Clearance Rate, 2015-2024

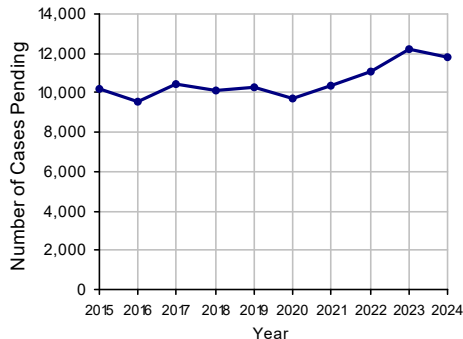


Note: Clearance Rate = Cases Processed / New Cases Filed

Custody/Partial Custody/Visitation New Cases Filed, 2015-2024



Cases Pending at the End of Year, 2015-2024

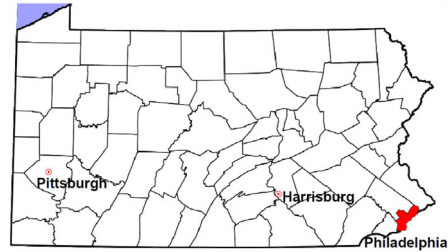


Philadelphia County

2024 Population estimate: 1,573,916

Class of County: 1st

No. of Common Pleas Court Judgeships: 93



2024 Divorce

No. of Petitions

Cases Pending 1/1/2024

17,200

New Cases Filed in 2024

1,872

Cases Available for Processing

19,072

Processed By:

Contested Before a Judge

1,711

98.3%

Contested Before a Non-Judicial Officer

0

Uncontested

0

Administrative Review/Purge

0

Other

30

1.7%

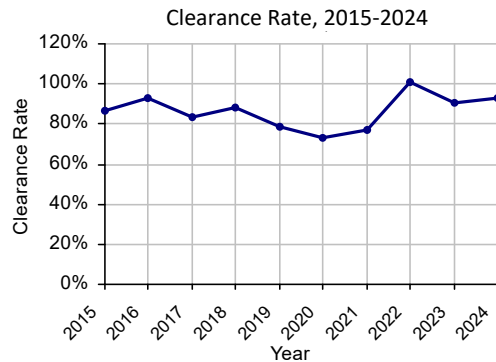
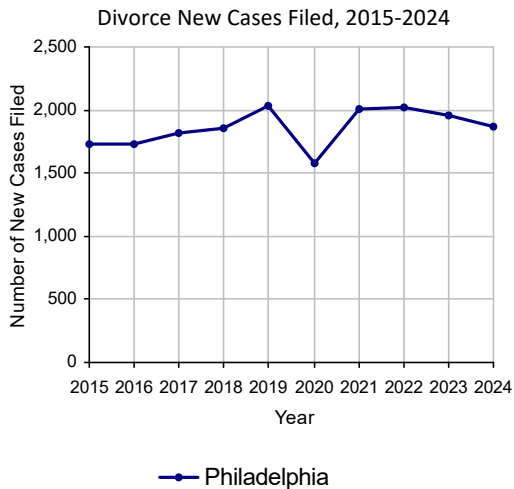
Cases Processed

1,741

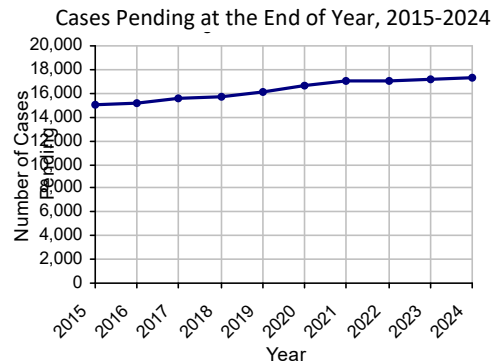
100.0%

Cases Pending 12/31/2024

17,331



Note: Clearance Rate = Cases Processed / New Cases Filed

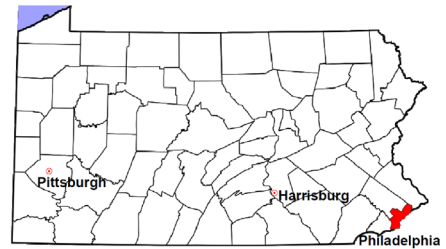


Philadelphia County

2024 Population estimate: 1,573,916

Class of County: 1st

No. of Common Pleas Court Judgeships: 93



2024 Juvenile Dependency - Petitions Pending Adjudication

	Abuse/ Neglect	Status Offenses	Total
Cases Pending 1/1/2024	233	14	247
New Petitions Filed in 2024	1,005	91	1,096
Other	166	7	173
Total Petitions Available for Processing	1,404	112	1,516

Processed by:

Adjudicated Dependent

Judge	941	79	1,020
-------	-----	----	-------

Juvenile Court Hearing Officer	0	0	0
--------------------------------	---	---	---

Adjudicated NOT Dependent

Judge	134	19	153
-------	-----	----	-----

Juvenile Court Hearing Officer	0	0	0
--------------------------------	---	---	---

Withdrawn/Transferred	62	9	71
-----------------------	----	---	----

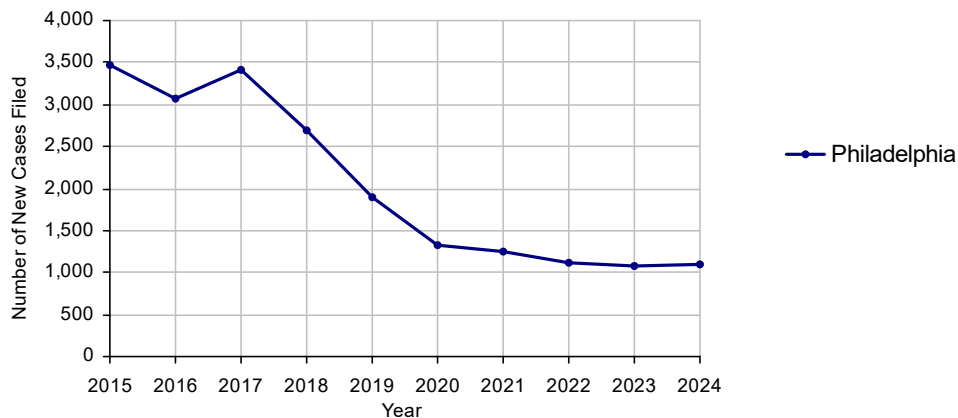
Dismissed/Other	22	0	22
-----------------	----	---	----

Total Petitions Processed	1,159	107	1,266
----------------------------------	--------------	------------	--------------

Cases Pending 12/31/2024	245	5	250
---------------------------------	------------	----------	------------

Data provided by Common Pleas Case Management System

Abuse/Neglect and Status Offenses New Cases Filed, 2015-2024

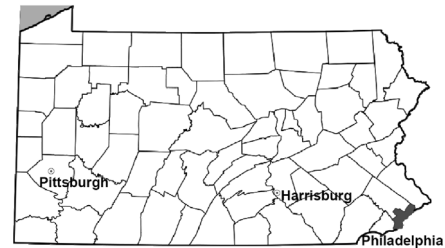


Philadelphia County

2024 Population estimate: 1,573,916

Class of County: 1st

No. of Common Pleas Court Judgeships: 93



2024 Juvenile Dependency - Adjudicated Dependent Inventory

	Abuse/ Neglect	Status Offenses	Total
Cases Pending 1/1/2024	3,577	130	3,707
New Adjudicated Dependent Cases	941	79	1,020
Other	7	0	7
Total Adjudicated Dependent Cases	4,525	209	4,734

Court Supervision Terminated:

Family Reunification	252	17.9%	28	41.8%	280	19.0%
Adoption	535	38.0%	2	3.0%	537	36.4%
Placement with a Relative/Guardian	314	22.3%	24	35.8%	338	22.9%
Aged Out	269	19.1%	8	11.9%	277	18.8%
Other Permanency Outcomes*	29	2.1%	4	6.0%	33	2.2%
Other**	9	0.6%	1	1.5%	10	0.7%

Total Adjudicated Dependent Cases Terminated	1,408	100.0%	67	100.0%	1,475	100.0%
---	--------------	---------------	-----------	---------------	--------------	---------------

Cases Pending 12/31/2024	3,117		142		3,259	
---------------------------------	--------------	--	------------	--	--------------	--

Data provided by Common Pleas Case Management System

* Other Permanency Outcomes include: adjudicated delinquent, death due to natural causes, emancipation, permanent living arrangement, and parent has come forward.

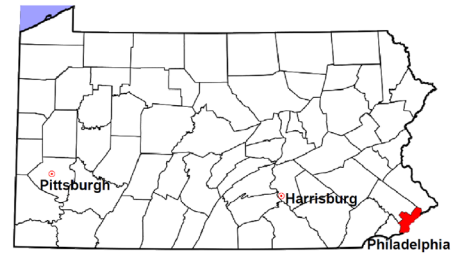
** Other includes cases where court supervision is terminated due to transfer out of jurisdiction, withdrawal and administrative closure.

Philadelphia County

2024 Population estimate: 1,573,916

Class of County: 1st

No. of Common Pleas Court Judgeships: 93

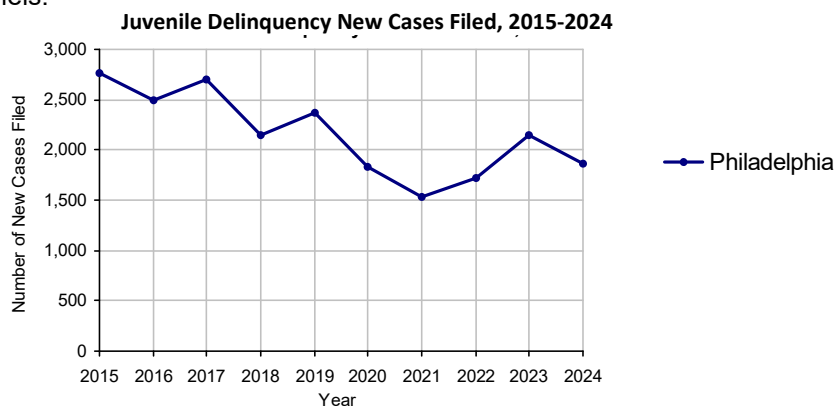


2024 Juvenile Delinquency - Cases Pending Disposition

Begin Pending	894
New Cases	1,865
Consent Decree Revoked	100
Informal Adjustment Program Revoked	1
Alternative Program Revoked	0
Warrant Returned	429
Other	402
Total Cases Available for Disposition	3,691
Warrant Issued	457
Disposed by:	
Adjudicated Delinquent by a Judge	616
Adjudicated Delinquent by a Juvenile Court Hearing Officer	58
Consent Decree Entered	245
Informal Adjustment Program Entered*	262
Warned and Counseled (Pre-Petition)	0
Dismissed/Withdrawn/Transferred	1,172
Transferred to Criminal Court	3
Other	14
Total Cases Disposed*	2,370
End Pending	864

Data provided by Common Pleas Case Management System

*Includes cases disposed pre-petition due to juveniles' participation in Alternative Programs, including Youth Aid Panels.



Philadelphia County

2024 Population: 1,573,916
Class of County: 1st
No. of Common Pleas Judgeships: 93

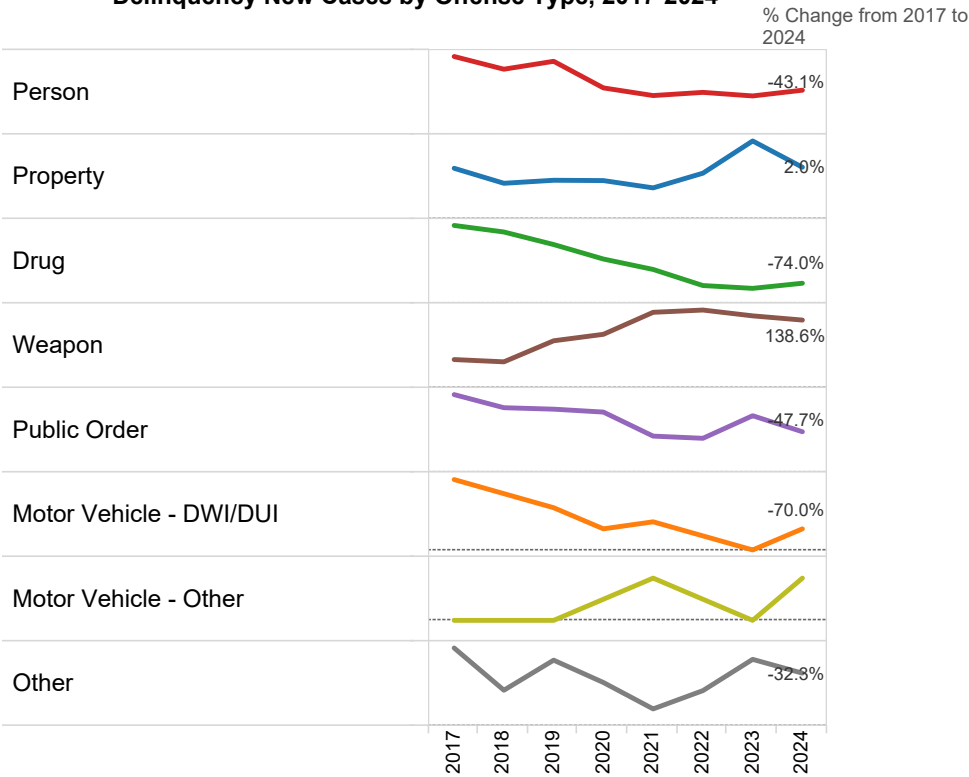


2024 Delinquency - New Cases by Offense Type

Case Type	Felony	Misdemeanor	Summary	Total	
Person	550	145	1	696	37.3%
Property	601	52	0	653	35.0%
Drug	102	13	0	115	6.2%
Weapon	196	14	0	210	11.3%
Public Order	19	37	0	56	3.0%
Motor Vehicle - DWI/DUI	0	3	0	3	0.2%
Motor Vehicle - Other	1	1	0	2	0.1%
Other	119	11	0	130	7.0%
Total	1,588	276	1	1,865	100.0%
	85.1%	14.8%	0.1%	100.0%	

Data provided by Common Pleas Case Management System

Delinquency New Cases by Offense Type, 2017-2024

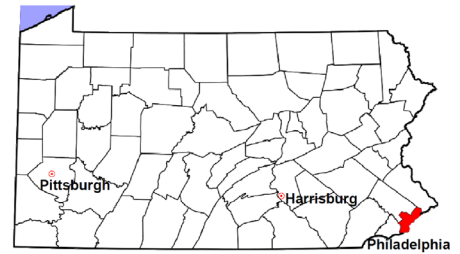


Philadelphia County

2024 Population estimate: 1,573,916

Class of County: 1st

No. of Common Pleas Court Judgeships: 93



2024 Juvenile Delinquency - Formal Dispositions

Begin Pending	1,267
Adjudicated Delinquent by a Judge	616
Adjudicated Delinquent by a Juvenile Court Hearing Officer	58
Warrant Returned	318
Other	128
Total Adjudicated Delinquent Cases	2,387
Warrant Issued	368
Court Supervision Terminated:	
Conditions Satisfied	546
Compelling Reasons	121
Reached Age 21	36
Transferred to Another Juvenile Court	0
Other	22
Total Adjudicated Delinquent Cases Terminated	725
End Pending	1,294

(R) - Revised

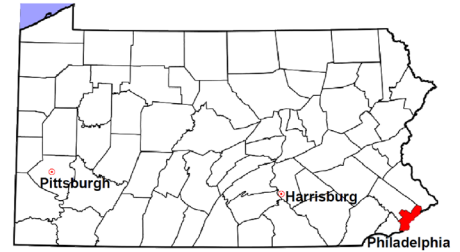
Data provided by Common Pleas Case Management System

Philadelphia County

2024 Population estimate: 1,573,916

Class of County: 1st

No. of Common Pleas Court Judgeships: 93



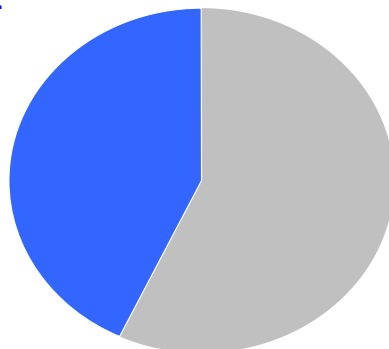
2024 Juvenile Delinquency - Informal Dispositions

Pending Consent Decrees	169
Pending Informal Adjustments	1
New Consent Decrees	245
New Informal Adjustments	9
Warrant Returned	14
Other	0
Cases Informally Disposed	438
Warrant Issued	25
Terminated by:	
Consent Decree Completed	200
Informal Adjustment Completed	2
Consent Decree Revoked	100
Informal Adjustment Program Revoked	1
Other	12
Total Informally Disposed Cases Terminated	315
End Pending	98

(R) - Revised

Data provided by Common Pleas Case Management System

Informal Dispositions: **43%**



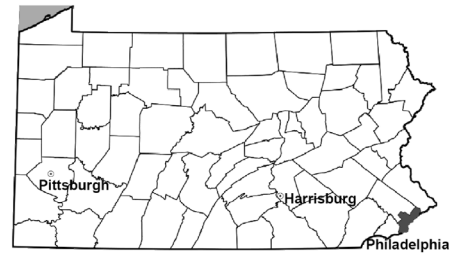
Delinquency Cases are disposed either formally, at a proceeding held before a judge or hearing officer, or informally without a proceeding. Informal dispositions include informal adjustments supervised by a juvenile probation officer; consent decrees agreed upon with the District Attorney after a petition is filed; or other pre-petition process by the juvenile probation department.

Philadelphia County

2024 Population estimate: 1,573,916

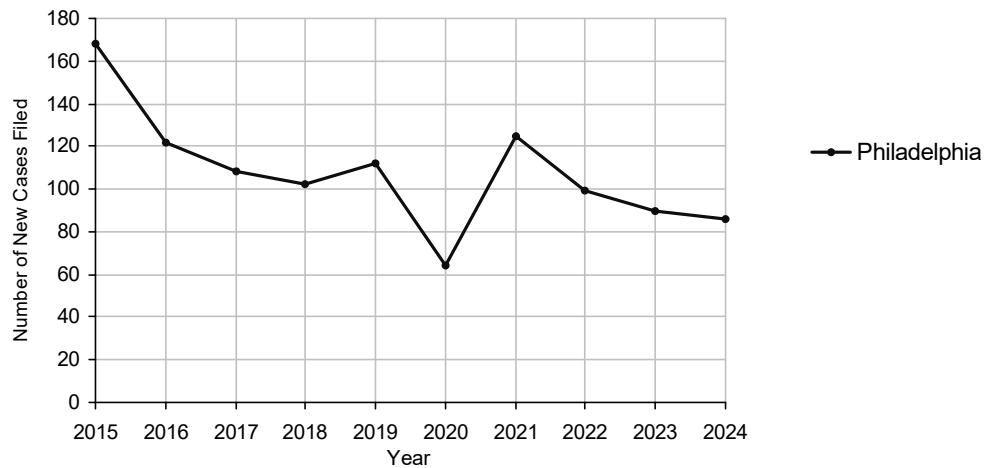
Class of County: 1st

No. of Common Pleas Court Judgeships: 93



2024 Accounts	No. of Cases	
Cases Pending 1/1/2024	58	
New Cases Filed in 2024	86	
Cases Available for Processing	144	
Processed By:		
Contested before a Judge	79	95.2%
Contested before a Non-Judicial Officer	1	1.2%
Uncontested	3	3.6%
Other	0	
Cases Processed	83	100.0%
Cases Pending 12/31/2024	61	

Accounts New Cases Filed, 2015-2024

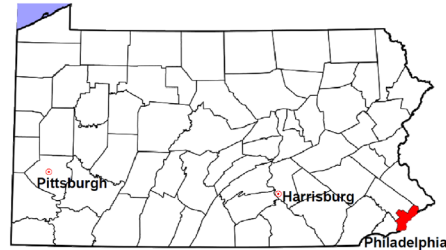


Philadelphia County

2024 Population estimate: 1,573,916

Class of County: 1st

No. of Common Pleas Court Judgeships: 93



2024 Adoptions

No. of Cases

Cases Pending 1/1/2024

120

New Cases Filed in 2024

648

Cases Available for Processing

768

Processed By:

Contested before a Judge

Granted

0

Denied

1

0.2%

Uncontested

Granted

596

95.7%

Denied

8

1.3%

Other

18

2.9%

Cases Processed

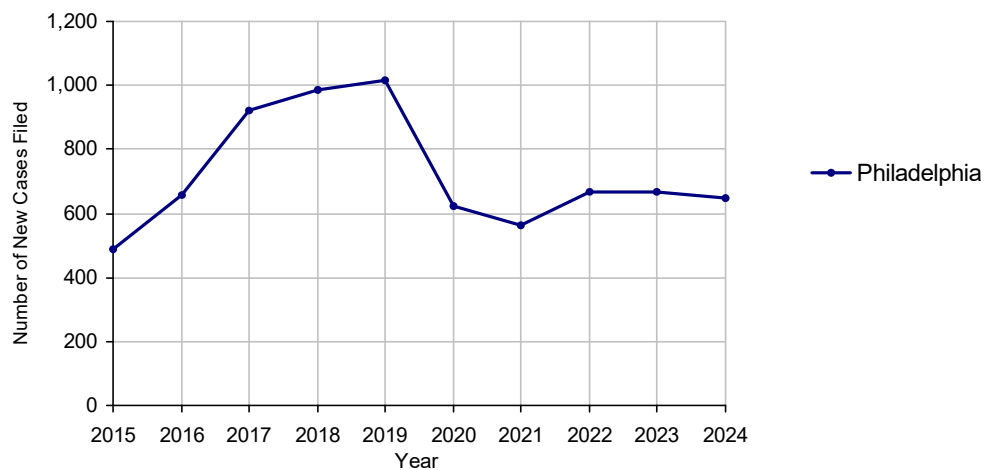
623

100.0%

Cases Pending 12/31/2024

145

Adoptions New Cases Filed, 2015-2024

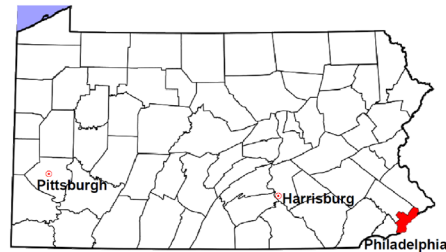


Philadelphia County

2024 Population estimate: 1,573,916

Class of County: 1st

No. of Common Pleas Court Judgeships: 93



2024 Relinquishments/Terminations

**No. of
Cases**

Cases Pending 1/1/2024

189

New Cases Filed in 2024

372

Cases Available for Processing

561

Processed By:

Contested before a Judge

111 25.6%

Uncontested

294 67.9%

Other

28 6.5%

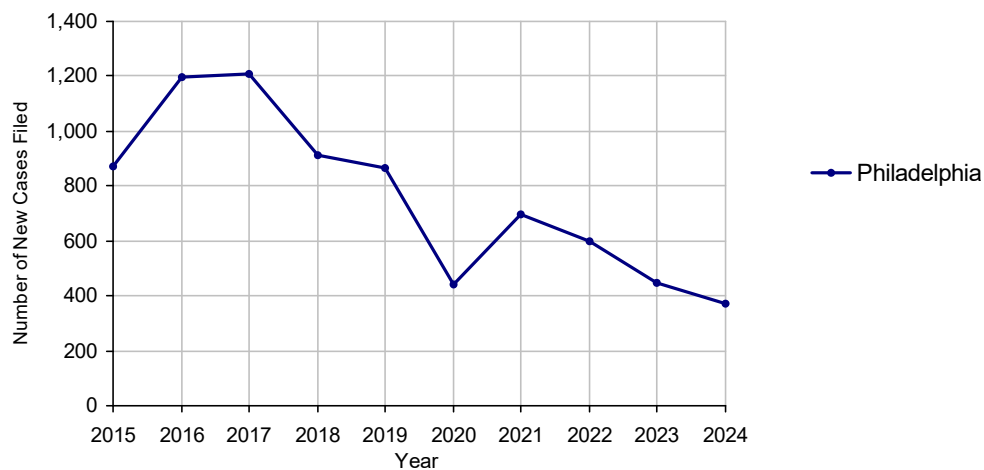
Cases Processed

433 100.0%

Cases Pending 12/31/2024

128

Relinquishments/Terminations New Cases Filed, 2015-2024

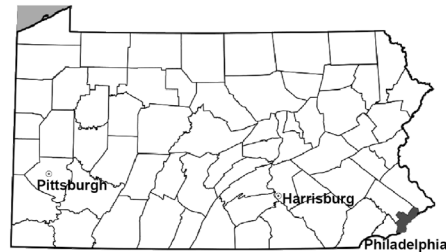


Philadelphia County

2024 Population estimate: 1,573,916

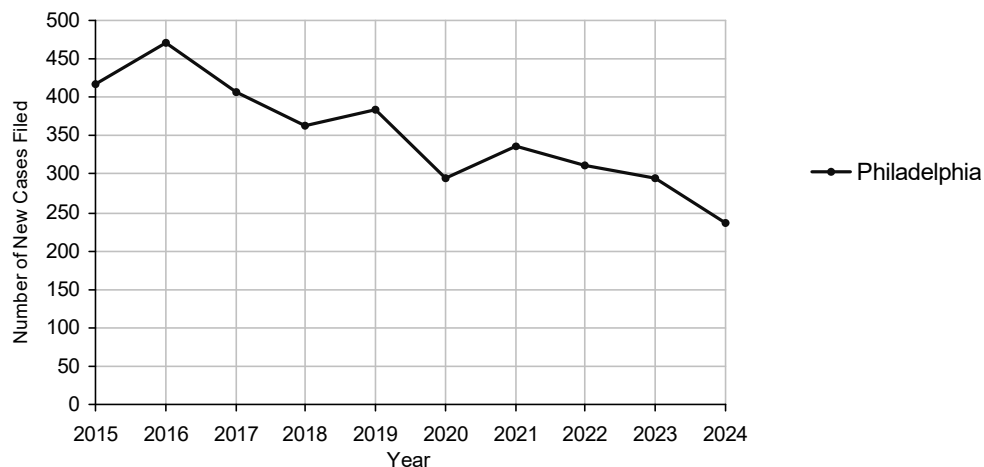
Class of County: 1st

No. of Common Pleas Court Judgeships: 93



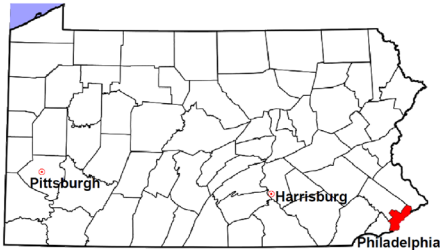
2024 Appointment of Guardians		No. of Cases
Cases Pending 1/1/2024		69
New Cases Filed in 2024		236
Cases Available for Processing		305
Processed By:		
Contested before a Judge	155	66.2%
Uncontested	6	2.6%
Other	73	31.2%
Cases Processed	234	100.0%
Cases Pending 12/31/2024		71

Appointment of Guardians New Cases Filed, 2015-2024



Philadelphia County

2024 Population estimate: 1,573,916
Class of County: 1st
No. of Common Pleas Court Judgeships: 93



2024 Jury Yield and Utilization

Jury Yield

Qualification Questionnaires/Summonses Mailed:	504,250	A		
Returned Undeliverable:	19,027	B	3.8%	Of Qualification Questionnaires/ Summonses Mailed
Not Responded to:	219,298	C	43.5%	
the Number of Prospective Jurors:				
Disqualified:	61,028	D	12.1%	
Exempted:	33,310	E	6.6%	
Excused:	12	F	<0.1%	
Deferred to New Term:	55,001	G	10.9%	
Deferred from Previous Term:	44,372	H	8.8%	
Total Number of Qualified Jurors Available for Service:	160,946	I	31.9%	
I=A-B-C-D-E-F-G+H				

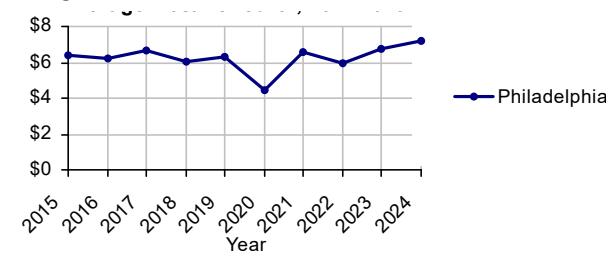
Jury Utilization

the Number of Jurors:				
Reporting for Service:	60,430	37.5%	Of Jurors Qualified and Available	
Told Not to Report for Service:	62,469	38.8%		
Sent to Courtroom for Jury Selection (Voir Dire):	53,411	88.4%	Of Jurors Reporting for Service	
Impaneled or Sworn (jurors/alternates):	8,941	14.8%		
Removed for Cause/Hardship:	8,843			
Removed by Peremptory Challenge:	6,166			
Number of Jury Trials Started:	692			
Pool Days:	246			
Zero Panel Days	16	6.5%	(Of Pool Days)	

Jury Costs

Total Annual Budget for Juror Operations:	\$3,639,002.00	J
Average Cost Per Juror:	\$7.22	K
K=J/A		

Average Cost Per Juror, 2015-2024

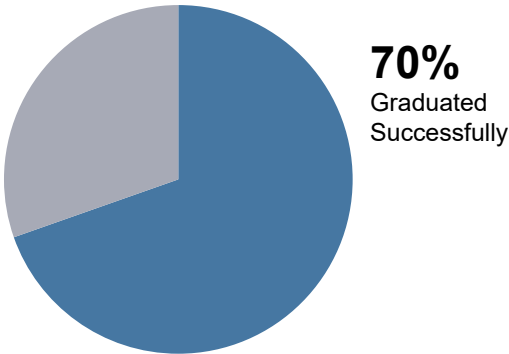


Philadelphia County

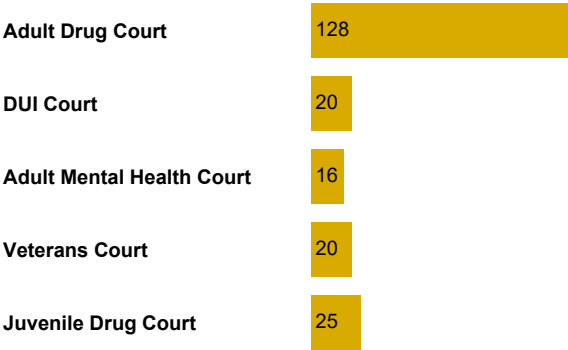
2024 Treatment Courts

158 Discharges

Of All Court Participants Discharged:



209 Admissions

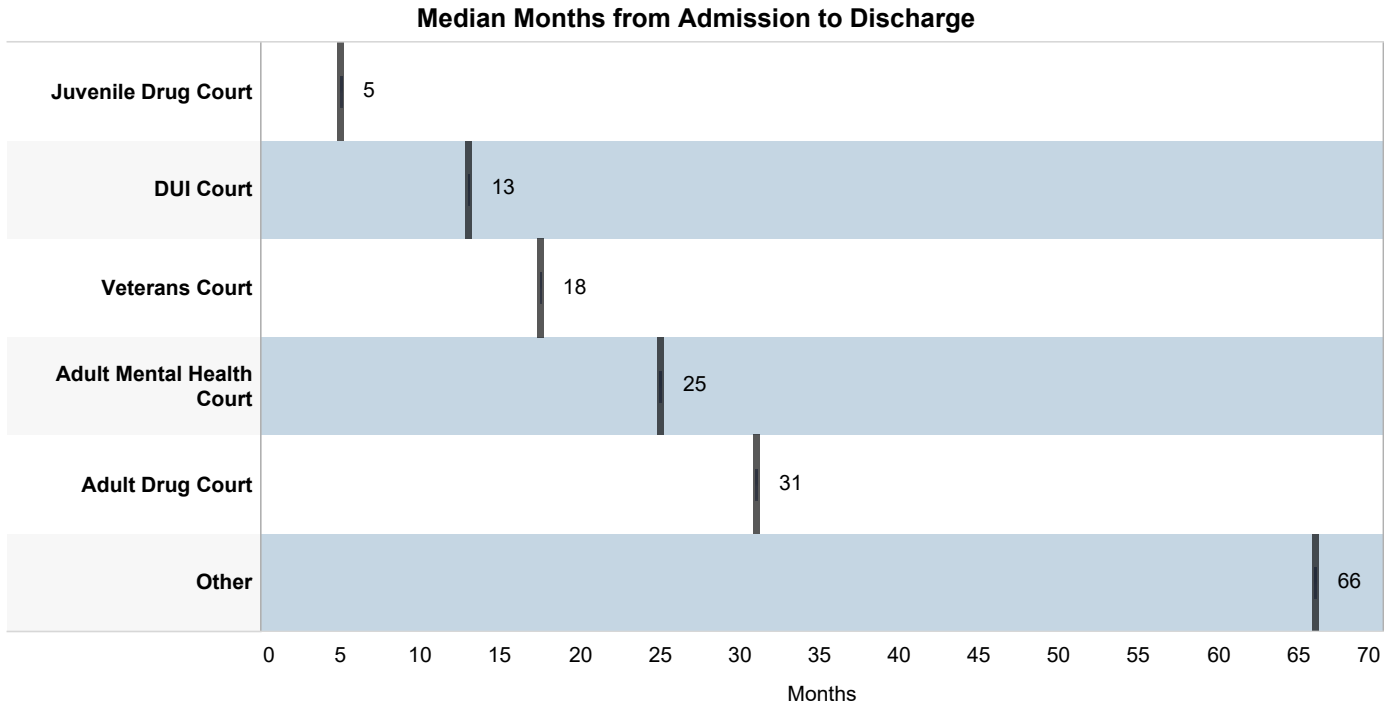


Discharge Reason

	Successfully Completed	Unsuccessful/New Offense	Unsuccessful /Non-Compliant	Voluntarily Withdrew	Unsuccessful /Absconded	Other	Total Discharges
Adult Drug Court	65 (67.7%)	3 (3.1%)	21 (21.9%)	1 (1.0%)		6 (6.3%)	96 (100.0%)
DUI Court	14 (100.0%)						14 (100.0%)
Adult Mental Health Court	7 (77.8%)					2 (22.2%)	9 (100.0%)
Veterans Court	16 (88.9%)					2 (11.1%)	18 (100.0%)
Juvenile Drug Court	8 (42.1%)	1 (5.3%)	5 (26.3%)		1 (5.3%)	4 (21.1%)	19 (100.0%)
Other		1 (50.0%)				1 (50.0%)	2 (100.0%)

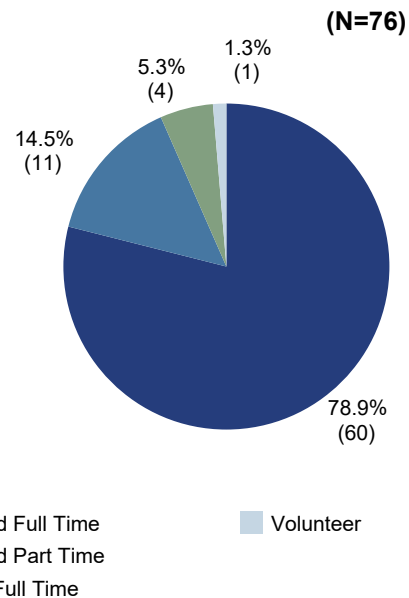

Philadelphia County

2024 Treatment Courts



Among successful graduates, there was a 58% increase in employment.

79% of the employed successful graduates were employed full time:



18% (29) of all participants have improved in **education level** at discharge.

DEPARTMENT OF RESEARCH & STATISTICS

KIM NIEVES, PH.D.

DIRECTOR

ANDREW GINDER, MPA

ASSISTANT DIRECTOR

YAN LIU, M.S.

SENIOR STATISTICAL ANALYST

SASANKA ADIKARI, PH.D

DATA SCIENTIST

AMANDA PEREIRA

RESEARCH ASSISTANT