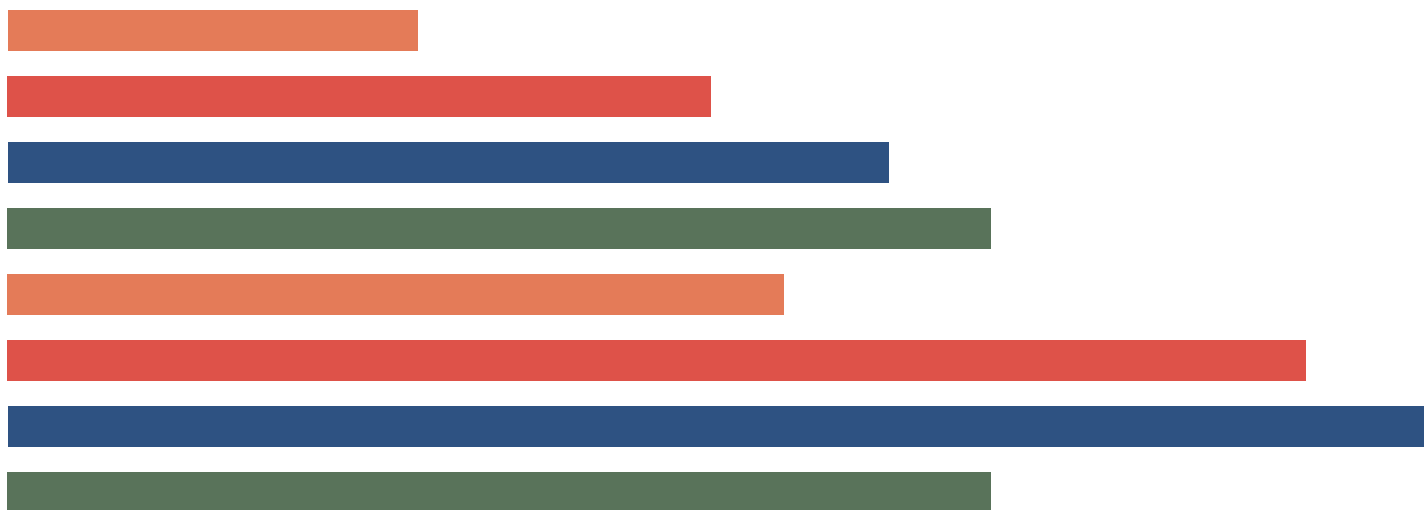


2024

Court of Common Pleas
Caseload Statistics for

Lehigh County



We are pleased to provide you with a copy of the 2024 County Caseload Display pages. They can also be viewed on the AOPC webpage at www.pacourts.us in the *News & Statistics* section under *Research & Statistics*.

Should you have any questions or comments, please do not hesitate to contact me at 717.231.3300.

Sincerely,

A handwritten signature in black ink, appearing to read 'Sasanka', is written over a horizontal line.

Sasanka Adikari, Ph.D.
Data Scientist
Department of Research and Statistics

Table of Contents

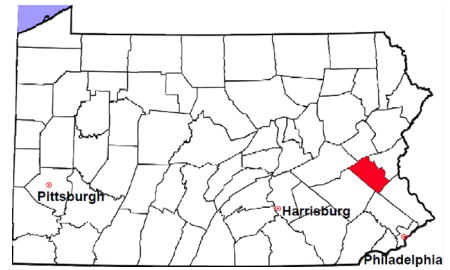
CPCMS Criminal	Page 1
CPCMS Criminal - New Cases by Case Type.....	Page 2
Civil.....	Page 3
Civil - Docketed Cases Listed by Case Type.....	Page 4
Protection From Abuse	Page 5
Spousal & Child Support and Paternity	Page 6
Custody/Partial Custody/Visitation.....	Page 7
Divorce	Page 8
Juvenile Dependency - Active Dependent Inventory	Page 9
Juvenile Dependency - Adjudicated Dependent Inventory	Page 10
Juvenile Delinquency - Cases Pending Disposition.....	Page 11
Juvenile Delinquency - New Cases by Case Type	Page 12
Juvenile Delinquency - Formal Dispositions	Page 13
Juvenile Delinquency - Informal Dispositions	Page 14
Accounts.....	Page 15
Adoptions.....	Page 16
Relinquishments/Terminations	Page 17
Appointment of Guardians	Page 18
Jury Yield and Utilization	Page 19
Treatment Courts.....	Pages 20-21

Lehigh County

2024 Population estimate: 385,655

Class of County: 3rd

No. of Common Pleas Court Judgeships: 10



2024 Criminal No. of Cases

Cases Pending 1/1/2024	1,252
New Cases Filed in 2024	3,865
Reopened Cases	187
Cases Available for Processing	5,304

Processed by:

Withdrawn/Dismissed	171	4.4%
Diversionsary Disposition*	1,395	35.5%
Guilty Plea	2,155	54.9%
Non-Jury Trial	11	0.3%
Jury Trial	25	0.6%
Inactive	155	3.9%
Other	13	0.3%
Total Cases Processed	3,925	100.0%

Cases Pending 12/31/2024 **1,379**

Cases Awaiting Sentencing 87

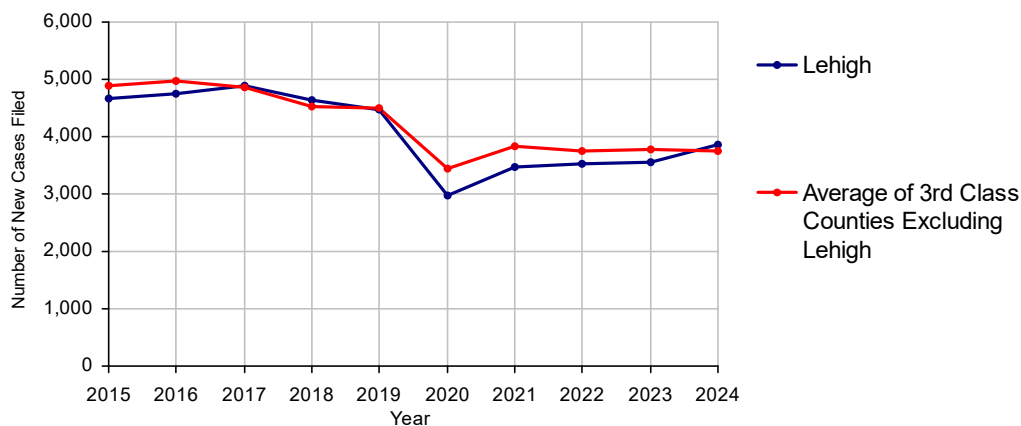
Data provided by Common Pleas Case Management System

* Includes other diversionsary programs such as Veterans Court.

Age of Pending Cases as of 12/31/2024

0-60 Days	606	43.9%
61-120 Days	329	23.9%
121-180 Days	153	11.1%
181-240 Days	106	7.7%
241-300 Days	78	5.7%
301-360 Days	31	2.2%
Over 360 Days	76	5.5%
Total	1,379	100.0%

Criminal New Cases, 2015-2024



Lehigh County

2024 Population: 385,655
Class of County: 3rd
No. of Common Pleas Judgeships: 10

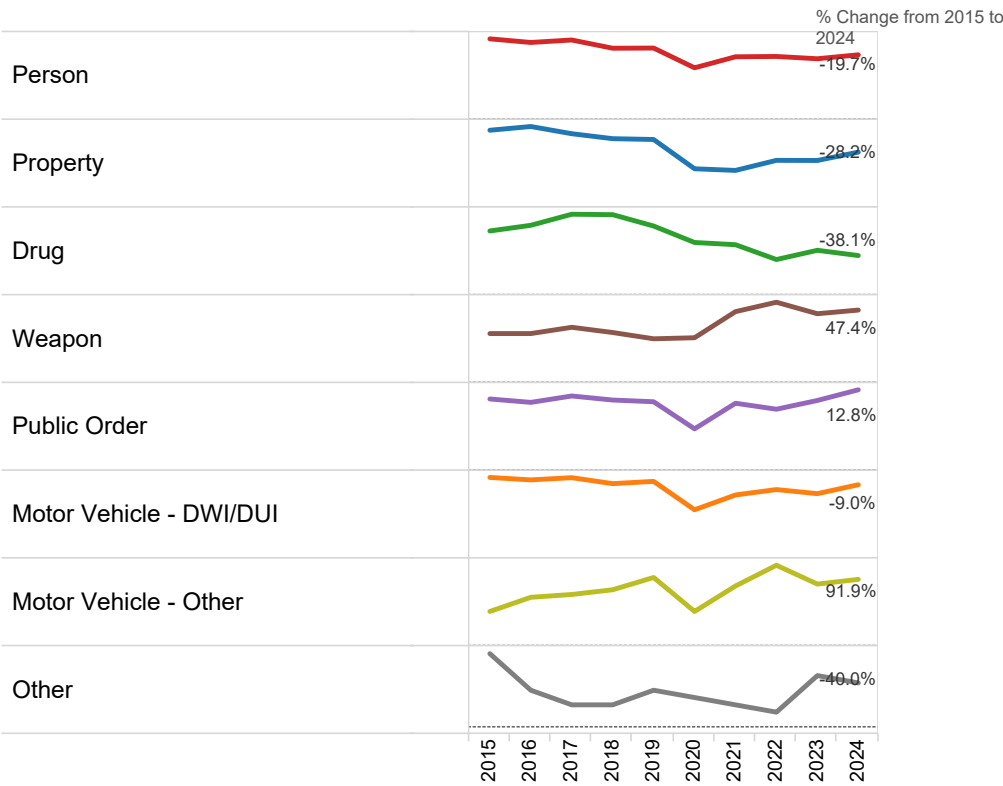


2024 Criminal - New Cases by Offense Type

Case Type	Felony	Misdemeanor	Summary	Total	
Person	204	192	0	396	10.2%
Property	367	451	0	818	21.2%
Drug	215	377	0	592	15.3%
Weapon	105	35	0	140	3.6%
Public Order	90	288	2	380	9.8%
Motor Vehicle - DWI/DUI	56	1,406	0	1,462	37.8%
Motor Vehicle - Other	7	64	0	71	1.8%
Other	5	1	0	6	0.2%
Total	1,049	2,814	2	3,865	100.0%
	27.1%	72.8%	0.1%	100.0%	

Data provided by Common Pleas Case Management System

Criminal New Cases by Offense Type, 2015-2024

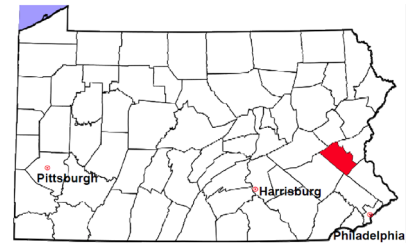


Lehigh County

2024 Population estimate: 385,655

Class of County: 3rd

No. of Common Pleas Court Judgeships: 10

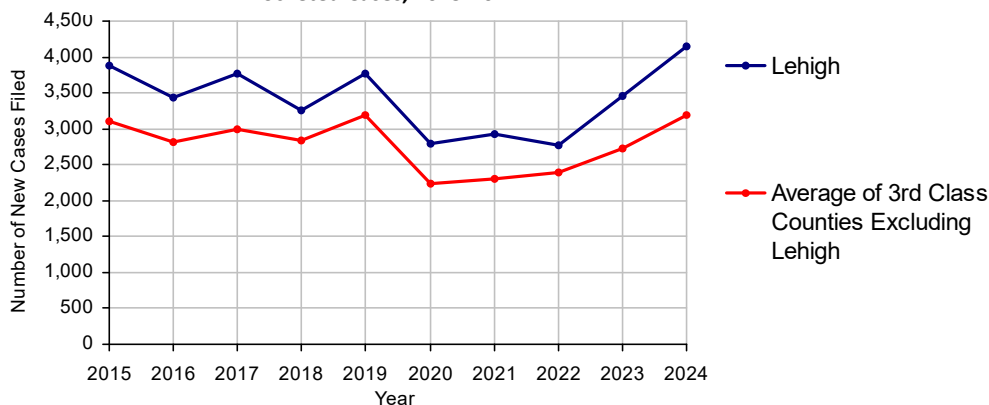


2024 Civil	Civil Action	Other	Total
Cases Pending 1/1/2024	1,977	669	2,646
Docketed Cases	3,105	1,047	4,152
Arbitration Appeals	35	19	54
Transferred In	20	1	21
Returned to Active	38	23	61
Cases Available for Processing	5,175	1,759	6,934
Processed By:			
Default Judgments	803	176	979
Cases Decided by Arbitration Board	161	125	286
Dispositive Motions	9	20	29
Settlements	998	285	1,283
Moved to Inactive Status	18	18	36
Transferred/Withdrawn	63	14	77
Dismissed/Discontinued	568	361	929
Administrative Purge	43	4	47
Other	107	115	222
Jury Trial	14	0	14
Non-Jury Trial	10	20	30
Total Cases Processed	2,794	1,138	3,932
Cases Pending 12/31/2024	2,381	621	3,002

Age of Pending Cases as of 12/31/2024 (Civil Action Only)

0-6 months	1,364	57.3%
7-12 months	529	22.2%
13-18 months	174	7.3%
19-24 months	112	4.7%
25-30 months	71	3.0%
31-36 months	41	1.7%
37-42 months	24	1.0%
43-48 months	17	0.7%
49-54 months	7	0.3%
55-60 months	5	0.2%
61-66 months	12	0.5%
67-72 months	3	0.1%
Over 72 months	22	0.9%
Total	2,381	100.0%

Docketed Cases, 2015-2024

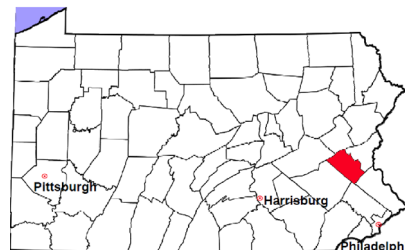


Lehigh County

2024 Population estimate: 385,655

Class of County: 3rd

No. of Common Pleas Court Judgeships: 10



2024 Civil - Docketed Cases Listed by Case Type

TORT 688 16.6%

(does not include mass tort)

Intentional	11
Malicious Prosecution	2
Motor Vehicle	454
Nuisance	2
Premise Liability	105
Product Liability	5
Slander/Libel/Defamation	6
Other	103

MASS TORT 1 <0.1%

Asbestos	0
Tobacco	0
Toxic Tort - DES	0
Toxic Tort - Implant	0
Toxic Waste	0
Other	1

PROFESSIONAL LIABILITY 35 0.8%

Dental	1
Legal	1
Medical Malpractice	30
Other	3

CONTRACT 2,372 57.1%

(does not include judgments)

Buyer Plaintiff	18
Debt Collection: Credit Card	1,462
Debt Collection: Other	736
Employment Dispute: Discrimination	7
Employment Dispute: Other	8
Other	141

Of the Docketed Cases:

Pro Se Filings: 199 4.8% Class Action Suits: 9 0.2% MDJ Appeals: 258 6.2%

*Civil Other

REAL PROPERTY 438 10.5%

Ejectment*	47
Eminent Domain/Condemnation*	9
Ground Rent	1
Landlord/Tenant Dispute	8
Mortgage Foreclosure:	
Residential*	323
Commercial*	5
Partition of Real Property*	16
Quiet Title*	14
Other*	15

CIVIL APPEALS 510 12.3%

- Administrative Agencies

Board of Assessment*	96
Board of Elections*	1
Dept. of Transportation*	120
Zoning Board*	14
Statutory Appeal - Other*	5
Other*	274

MISCELLANEOUS 108 2.6%

Common Law/	
Statutory Arbitration*	0
Declaratory Judgment*	14
Mandamus*	2
Non-Domestic Relations	
Restraining Order*	27
Quo Warranto*	0
Replevin*	34
Other*	31

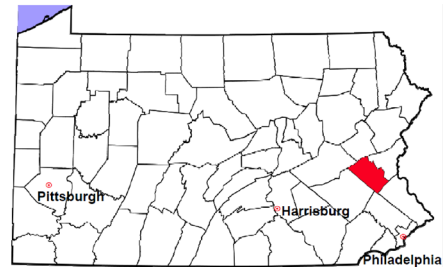
TOTAL DOCKETED CASES: 4,152 100.0%

Lehigh County

2024 Population estimate: 385,655

Class of County: 3rd

No. of Common Pleas Court Judgeships: 10



2024 Protection From Abuse

**No. of
Petitions**

Cases Pending 1/1/2024 56

New Cases Filed in 2024 1,635

Of these, Petitions Requesting Temporary Orders: 1,635 (100.0%)

Temporary Orders DENIED: 211 (12.9%), Temporary Orders GRANTED: 1,424 (87.1%)

Cases Available for Processing

1,691

Processed By:

Temporary Order DENIED After Ex Parte Hearing and No Evidentiary Hearing Scheduled	94	5.7%
Temporary Order DISMISSED After Evidentiary Hearing and No Final Order Entered	257	15.6%
Final Order DENIED After Evidentiary Hearing Before a Judge or a Judicial Officer	29	1.8%
Final Order GRANTED After Evidentiary Hearing Before a Judge or a Judicial Officer	282	17.1%
Plaintiff Did Not Appear For Evidentiary Hearing	373	22.6%
Final Order by STIPULATION OR AGREEMENT Between the Parties	253	15.4%
Petition WITHDRAWN by Plaintiff	355	21.6%
TRANSFERRED to Another Jurisdiction	3	0.2%
Other	1	0.1%

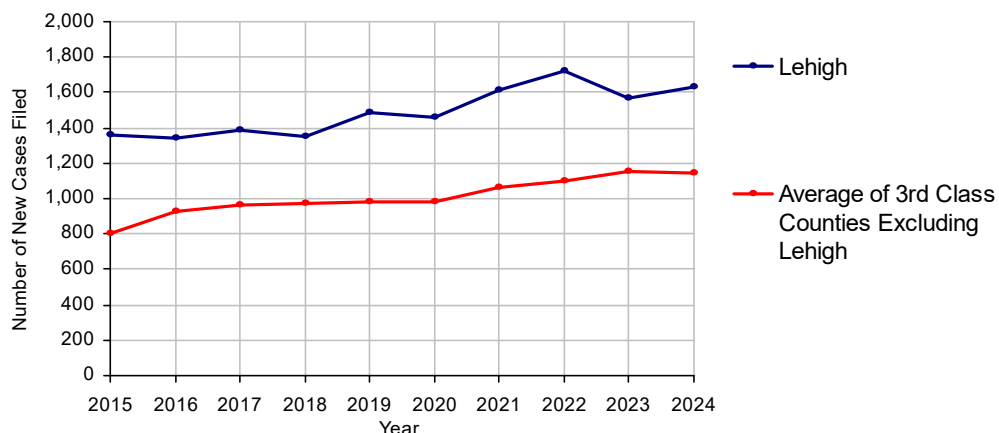
Cases Processed

1,647 100.0%

Cases Pending 12/31/2024

44

PFA New Cases Filed, 2015-2024

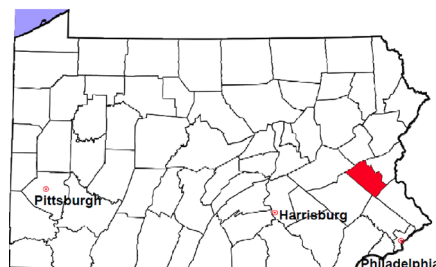


Lehigh County

2024 Population estimate: 385,655

Class of County: 3rd

No. of Common Pleas Court Judgeships: 10



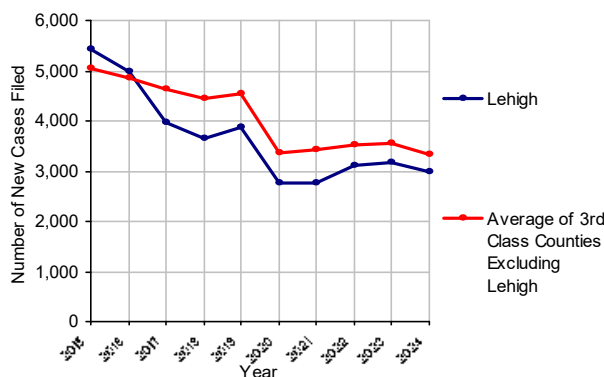
2024 Spousal & Child Support	No. of Petitions	
Cases Pending 1/1/2024	684	
New Cases Filed in 2024	2,970	
Dockets Transferred In (+)	95	
Dockets Transferred Out (-)	84	
Cases Available for Processing	3,665	
Processed By:		
Judge	55	1.8%
Intake Officer	2,653	85.4%
Hearing Officer	400	12.9%
Other	0	
Cases Processed	3,108	100.0%
Cases Pending 12/31/2024	557	

Data provided by PACSES

2024 Paternity	No. of Cases	
Acknowledgements Filed:		
Non-Domestic Relations Section	548	83.5%
During Conference	95	14.5%
Non-Stipulated (post genetic test)	1	0.2%
Pre-Trial Conference	12	1.8%
Total	656	100.0%
Established:		
Stipulated by Genetic Tests	65	18.9%
Default - Father Failed to Appear	40	11.6%
Adjudication by Court Proceeding	0	
Out of State	239	69.5%
Total	344	100.0%
Cases Pending 12/31/2024	106	

Data provided by PACSES

Spousal & Child Support New Cases Filed, 2015-2024



DEFINITIONS:

ACKNOWLEDGEMENTS FILED:

NON-DOMESTIC RELATIONS SECTION: The voluntary Acknowledgement of Paternity by the alleged father.

DURING CONFERENCE: The alleged father signed the Acknowledgement of Paternity-Waiver of Trial (PE-010) at the initial child support conference.

NON-STIPULATED (POST GENETIC TEST): The alleged father signed the Acknowledgement of Paternity-Waiver of Trial after genetic tests were conducted and resulted in the alleged father being determined to be the biological father.

PRE-TRIAL CONFERENCE: The alleged father signed the Acknowledgement of Paternity-Waiver of Trial at the pre-trial conference.

ESTABLISHED:

STIPULATED BY GENETIC TESTS: The alleged father requested genetic tests and signed a stipulation that if the test results had a 99% or higher probability of paternity then the alleged father would be stipulated as the biological father of the child.

DEFAULT - FATHER FAILED TO APPEAR: The alleged father failed to appear after being served for either a support conference, hearing, or genetic test and a default paternity order was entered by the court.

ADJUDICATION BY COURT PROCEEDING: The alleged father was determined to be the biological father of the child through a court proceeding.

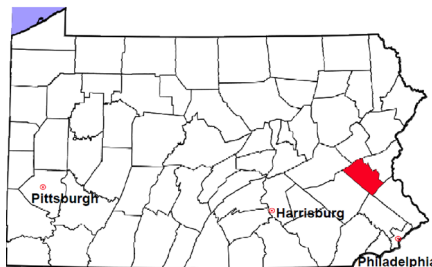
OUT OF STATE: Paternity was established in another state, "Out of state only".

Lehigh County

2024 Population Estimate: 385,655

Class of County: 3rd

No. of Common Pleas Court Judgeships: 10



2024 Custody/Partial Custody/Visitation

No. of
Petitions

Cases Pending 1/1/2024

470

New Cases Filed in 2024

1,152

Cases Available for Processing

1,622

Processed By:

Judge

137

11.4%

Non-Judicial Officer

539

44.8%

Administrative Review/Purge

0

Other

527

43.8%

Cases Processed

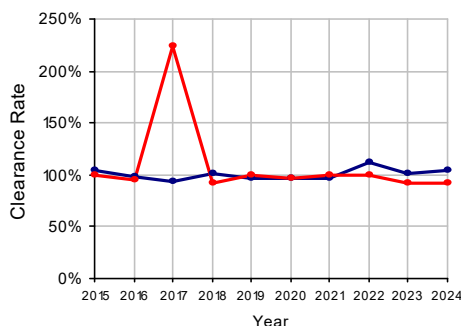
1,203

100.0%

Cases Pending 12/31/2024

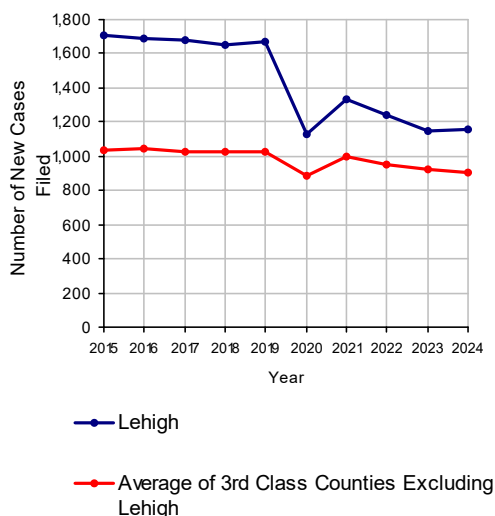
419

Clearance Rate, 2015-2024

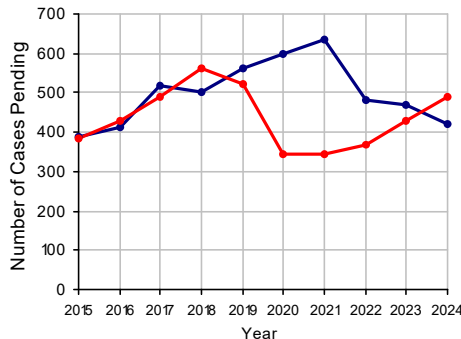


Note: Clearance Rate = Cases Processed / New Cases Filed

Custody/Partial Custody/Visitation New Cases Filed, 2015-2024



Cases Pending at the End of Year, 2015-2024

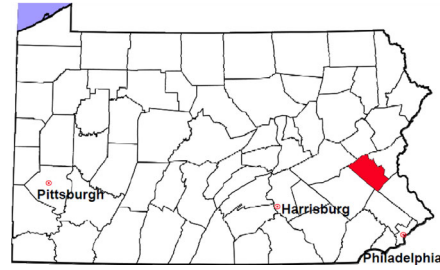


Lehigh County

2024 Population estimate: 385,655

Class of County: 3rd

No. of Common Pleas Court Judgeships: 10



2024 Divorce

No. of Petitions

Cases Pending 1/1/2024

1,831

New Cases Filed in 2024

822

Cases Available for Processing

2,653

Processed By:

Contested Before a Judge

0

Contested Before a Non-Judicial Officer

91

12.3%

Uncontested

525

70.8%

Administrative Review/Purge

123

16.6%

Other

3

0.4%

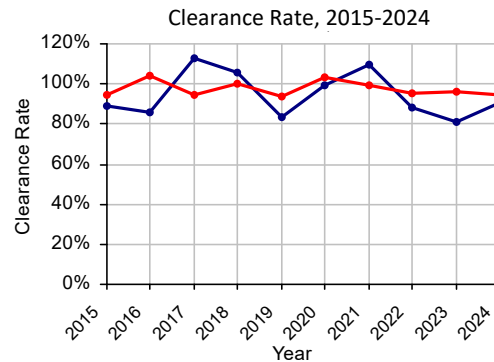
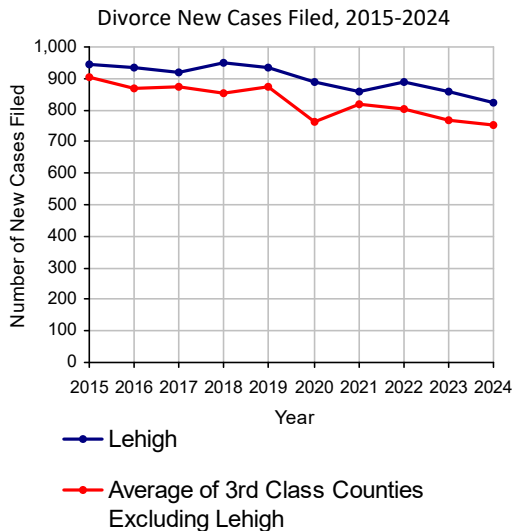
Cases Processed

742

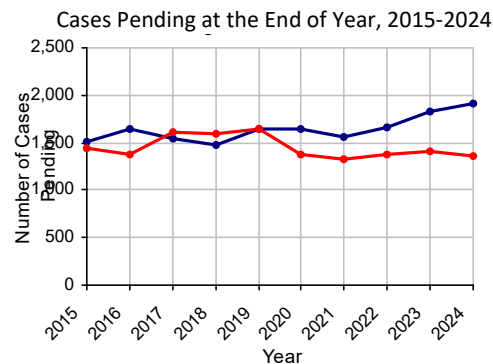
100.0%

Cases Pending 12/31/2024

1,911



Note: Clearance Rate = Cases Processed / New Cases Filed

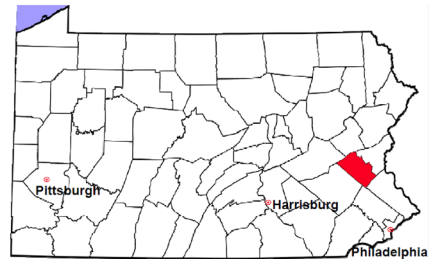


Lehigh County

2024 Population estimate: 385,655

Class of County: 3rd

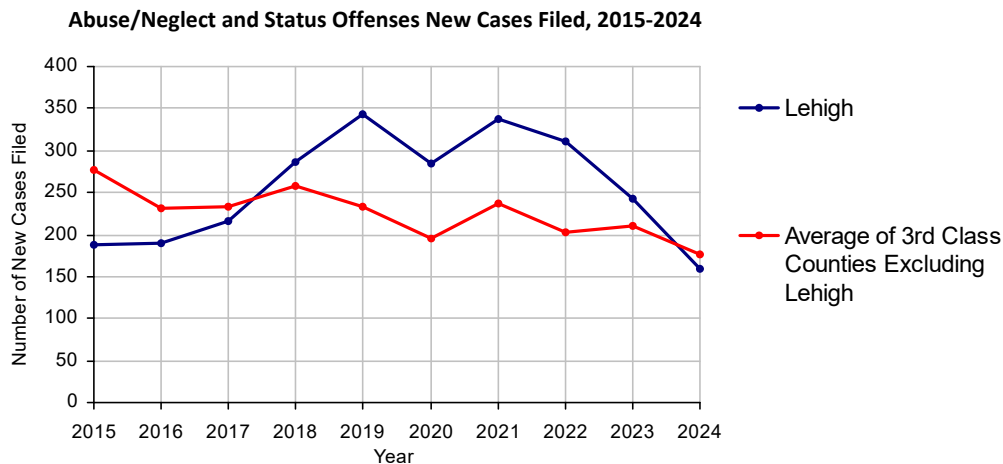
No. of Common Pleas Court Judgeships: 10



2024 Juvenile Dependency - Petitions Pending Adjudication

	Abuse/ Neglect	Status Offenses	Total
Cases Pending 1/1/2024	50	0	50
New Petitions Filed in 2024	159	0	159
Other	33	0	33
Total Petitions Available for Processing	242	0	242
Processed by:			
Adjudicated Dependent			
Judge	12	0	12
Juvenile Court Hearing Officer	112	0	112
Adjudicated NOT Dependent			
Judge	2	0	2
Juvenile Court Hearing Officer	0	0	0
Withdrawn/Transferred	84	0	84
Dismissed/Other	10	0	10
Total Petitions Processed	220	0	220
Cases Pending 12/31/2024	22	0	22

Data provided by Common Pleas Case Management System

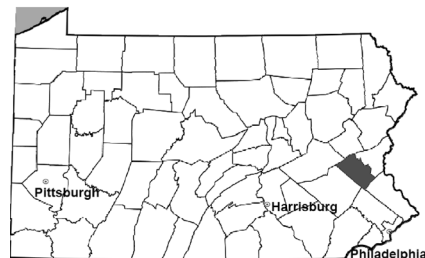


Lehigh County

2024 Population estimate: 385,655

Class of County: 3rd

No. of Common Pleas Court Judgeships: 10



2024 Juvenile Dependency - Adjudicated Dependent Inventory

	Abuse/ Neglect	Status Offenses	Total
Cases Pending 1/1/2024	366	0	366
New Adjudicated Dependent Cases	124	0	124
Other	8	0	8
Total Adjudicated Dependent Cases	498	0	498

Court Supervision Terminated:

Family Reunification	35	18.5%	0	35	18.5%
Adoption	27	14.3%	0	27	14.3%
Placement with a Relative/Guardian	81	42.9%	0	81	42.9%
Aged Out	25	13.2%	0	25	13.2%
Other Permanency Outcomes*	3	1.6%	0	3	1.6%
Other**	18	9.5%	0	18	9.5%

Total Adjudicated Dependent Cases Terminated	189	100.0%	0	100.0%	189	100.0%
Cases Pending 12/31/2024	309		0		309	

Data provided by Common Pleas Case Management System

* Other Permanency Outcomes include: adjudicated delinquent, death due to natural causes, emancipation, permanent living arrangement, and parent has come forward.

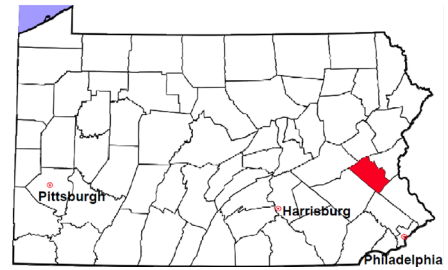
** Other includes cases where court supervision is terminated due to transfer out of jurisdiction, withdrawal and administrative closure.

Lehigh County

2024 Population estimate: 385,655

Class of County: 3rd

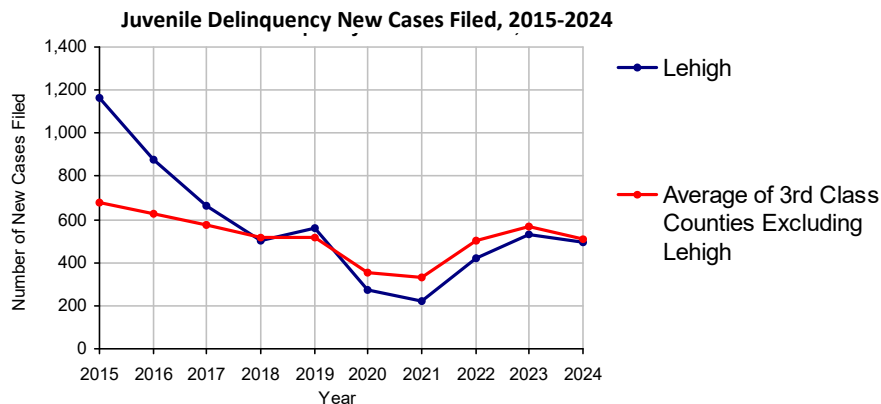
No. of Common Pleas Court Judgeships: 10



2024 Juvenile Delinquency - Cases Pending Disposition

Begin Pending	154
New Cases	497
Consent Decree Revoked	11
Informal Adjustment Program Revoked	0
Alternative Program Revoked	0
Warrant Returned	4
Other	68
Total Cases Available for Disposition	734
Warrant Issued	4
Disposed by:	
Adjudicated Delinquent by a Judge	149
Adjudicated Delinquent by a Juvenile Court Hearing Officer	102
Consent Decree Entered	160
Informal Adjustment Program Entered	45
Warned and Counseled (Pre-Petition)	22
Dismissed/Withdrawn/Transferred	56
Transferred to Criminal Court	3
Other	66
Total Cases Disposed	603
End Pending	127

Data provided by Common Pleas Case Management System



Lehigh County

2024 Population: 385,655
 Class of County: 3rd
 No. of Common Pleas Judgeships: 10

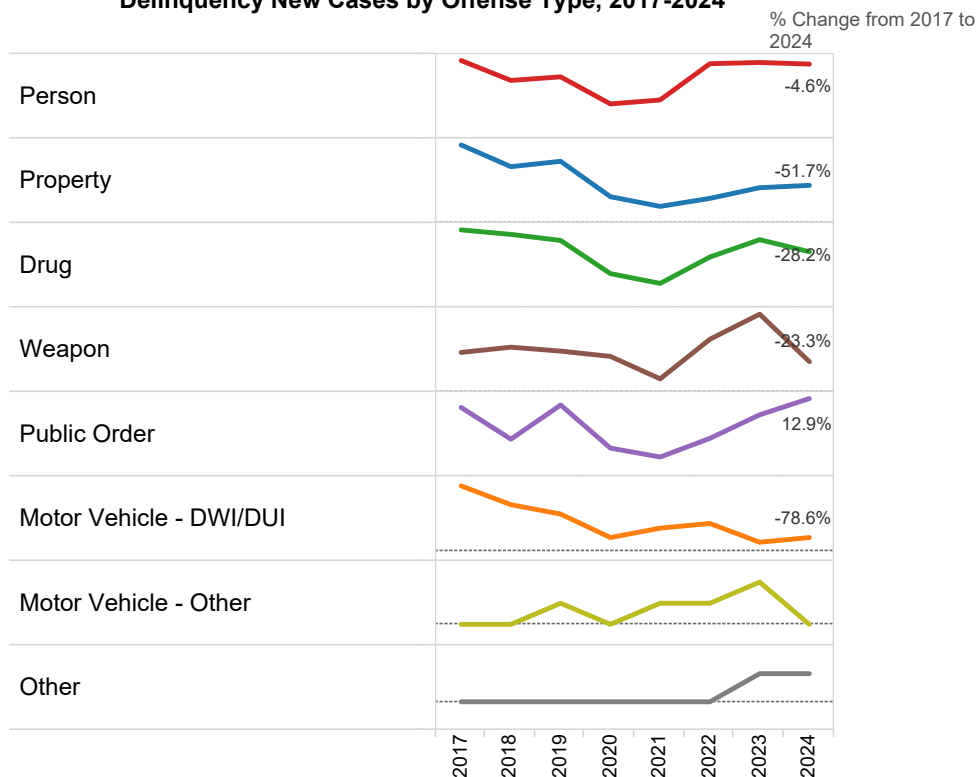


2024 Delinquency - New Cases by Offense Type

Case Type	Felony	Misdemeanor	Summary	Total	
Person	47	140	0	187	37.6%
Property	59	54	0	113	22.7%
Drug	3	71	0	74	14.9%
Weapon	6	17	0	23	4.6%
Public Order	23	73	0	96	19.3%
Motor Vehicle - DWI/DUI	0	3	0	3	0.6%
Motor Vehicle - Other	0	0	0	0	0.0%
Other	1	0	0	1	0.2%
Total	139	358	0	497	100.0%
	28.0%	72.0%	0.0%	100.0%	

Data provided by Common Pleas Case Management System

Delinquency New Cases by Offense Type, 2017-2024

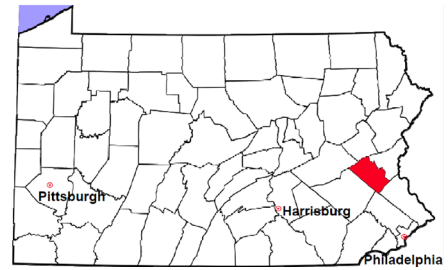


Lehigh County

2024 Population estimate: 385,655

Class of County: 3rd

No. of Common Pleas Court Judgeships: 10



2024 Juvenile Delinquency - Formal Dispositions

Begin Pending	247
Adjudicated Delinquent by a Judge	149
Adjudicated Delinquent by a Juvenile Court Hearing Officer	102
Warrant Returned	3
Other	13
Total Adjudicated Delinquent Cases	514
Warrant Issued	3
Court Supervision Terminated:	
Conditions Satisfied	79
Compelling Reasons	104
Reached Age 21	3
Transferred to Another Juvenile Court	0
Other	13
Total Adjudicated Delinquent Cases Terminated	199
End Pending	312

(R) - Revised

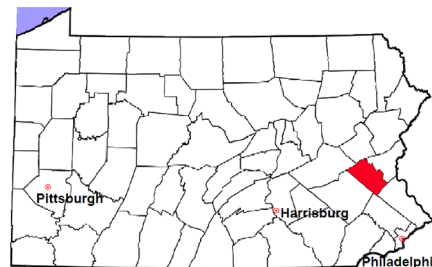
Data provided by Common Pleas Case Management System

Lehigh County

2024 Population estimate: 385,655

Class of County: 3rd

No. of Common Pleas Court Judgeships: 10



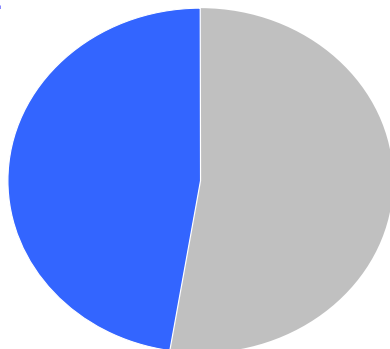
2024 Juvenile Delinquency - Informal Dispositions

Pending Consent Decrees	88
Pending Informal Adjustments	19
New Consent Decrees	160
New Informal Adjustments	45
Warrant Returned	0
Other	0
Cases Informally Disposed	312
Warrant Issued	0
Terminated by:	
Consent Decree Completed	143
Informal Adjustment Completed	44
Consent Decree Revoked	11
Informal Adjustment Program Revoked	0
Other	6
Total Informally Disposed Cases Terminated	204
End Pending	108

(R) - Revised

Data provided by Common Pleas Case Management System

Informal Dispositions: **47%**



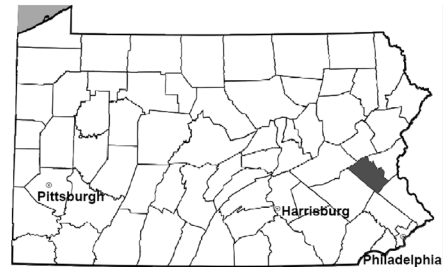
Delinquency Cases are disposed either formally, at a proceeding held before a judge or hearing officer, or informally without a proceeding. Informal dispositions include informal adjustments supervised by a juvenile probation officer; consent decrees agreed upon with the District Attorney after a petition is filed; or other pre-petition process by the juvenile probation department.

Lehigh County

2024 Population estimate: 385,655

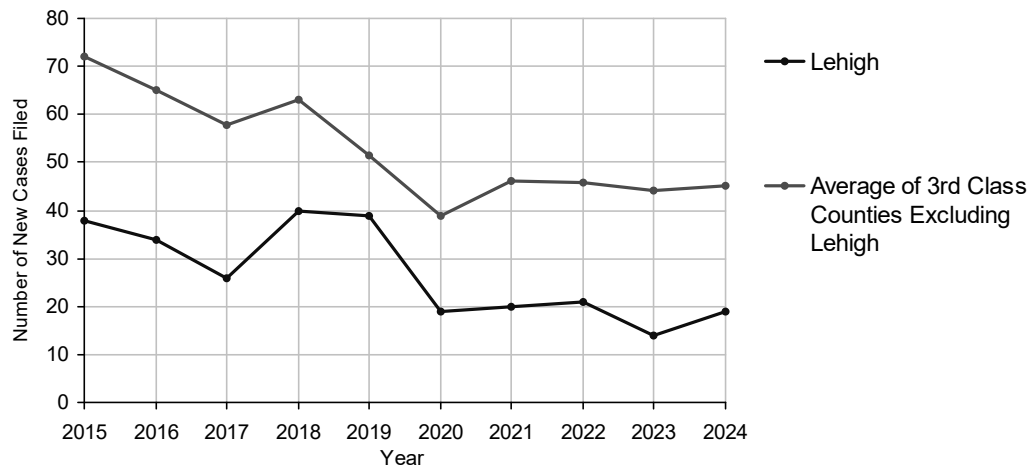
Class of County: 3rd

No. of Common Pleas Court Judgeships: 10



2024 Accounts	No. of Cases	
Cases Pending 1/1/2024	4	
New Cases Filed in 2024	19	
Cases Available for Processing	23	
Processed By:		
Contested before a Judge	0	
Contested before a Non-Judicial Officer	0	
Uncontested	8	88.9%
Other	1	11.1%
Cases Processed	9	100.0%
Cases Pending 12/31/2024	14	

Accounts New Cases Filed, 2015-2024

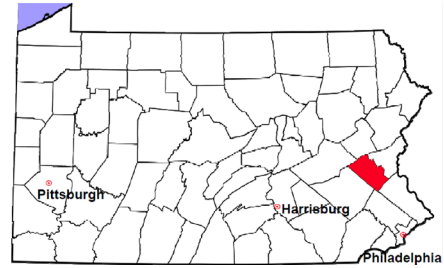


Lehigh County

2024 Population estimate: 385,655

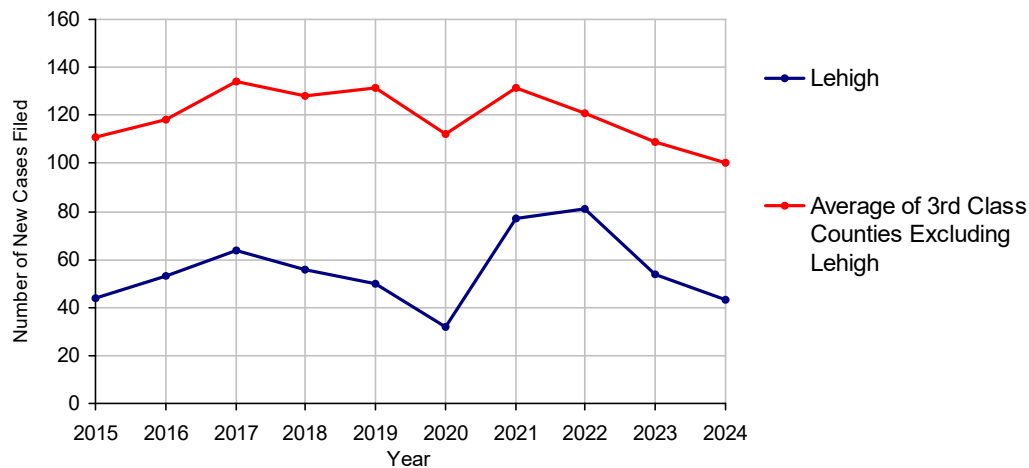
Class of County: 3rd

No. of Common Pleas Court Judgeships: 10



2024 Adoptions		No. of Cases	
Cases Pending 1/1/2024		7	
New Cases Filed in 2024		43	
Cases Available for Processing		50	
Processed By:			
Contested before a Judge	Granted	0	
	Denied	0	
Uncontested	Granted	42	97.7%
	Denied	0	
Other		1	2.3%
Cases Processed		43	100.0%
Cases Pending 12/31/2024		7	

Adoptions New Cases Filed, 2015-2024

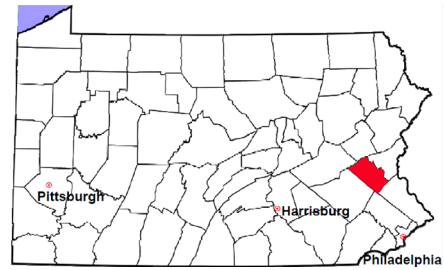


Lehigh County

2024 Population estimate: 385,655

Class of County: 3rd

No. of Common Pleas Court Judgeships: 10



2024 Relinquishments/Terminations

**No. of
Cases**

Cases Pending 1/1/2024

39

New Cases Filed in 2024

37

Cases Available for Processing

76

Processed By:

Contested before a Judge

4

8.2%

Uncontested

30

61.2%

Other

15

30.6%

Cases Processed

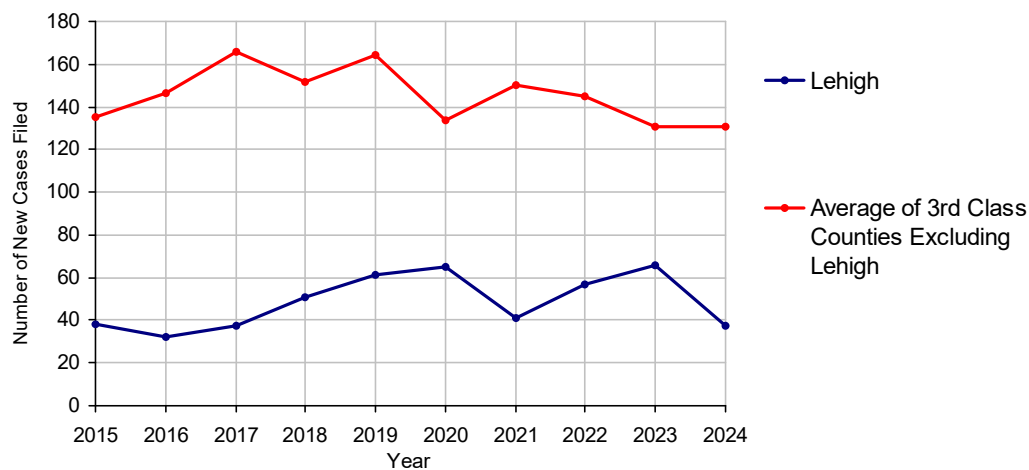
49

100.0%

Cases Pending 12/31/2024

27

Relinquishments/Terminations New Cases Filed, 2015-2024

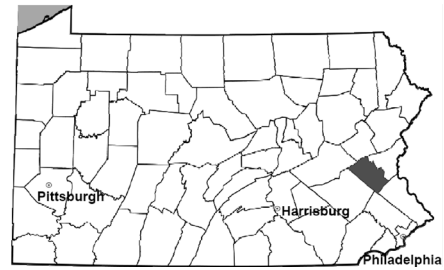


Lehigh County

2024 Population estimate: 385,655

Class of County: 3rd

No. of Common Pleas Court Judgeships: 10



2024 Appointment of Guardians

**No. of
Cases**

Cases Pending 1/1/2024

21

New Cases Filed in 2024

103

Cases Available for Processing

124

Processed By:

Contested before a Judge

16

15.1%

Uncontested

56

52.8%

Other

34

32.1%

Cases Processed

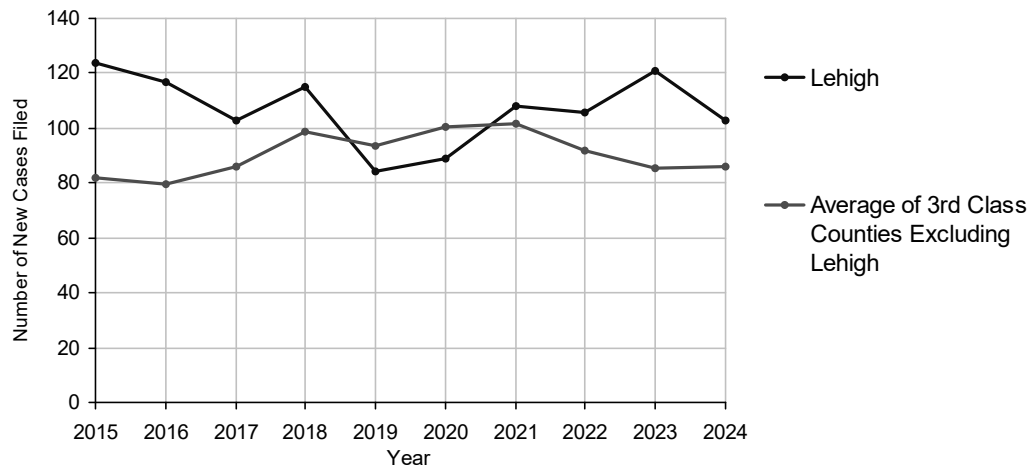
106

100.0%

Cases Pending 12/31/2024

18

Appointment of Guardians New Cases Filed, 2015-2024

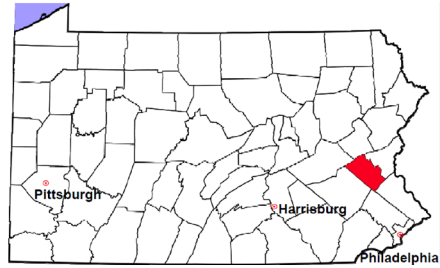


Lehigh County

2024 Population estimate: 385,655

Class of County: 3rd

No. of Common Pleas Court Judgeships: 10



2024 Jury Yield and Utilization

Jury Yield

Qualification Questionnaires/Summonses Mailed:	56,570	A		
Returned Undeliverable:	4,470	B	7.9%	Of Qualification Questionnaires/ Summonses Mailed
Not Responded to:	8,133	C	14.4%	
the Number of Prospective Jurors:				
Disqualified:	9,982	D	17.6%	
Exempted:	910	E	1.6%	
Excused:	8,263	F	14.6%	
Deferred to New Term:	4,785	G	8.5%	
Deferred from Previous Term:	5,222	H	9.2%	
Total Number of Qualified Jurors Available for Service:	25,249	I	44.6%	
$I=A-B-C-D-E-F-G+H$				

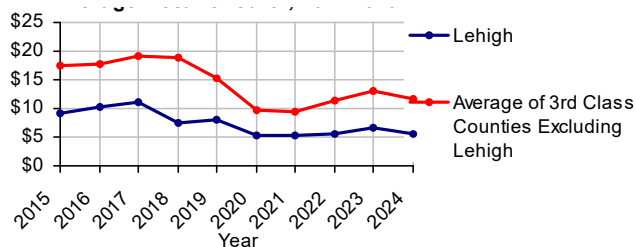
Jury Utilization

the Number of Jurors:				
Reporting for Service:	4,071	16.1%	Of Jurors Qualified and Available	
Told Not to Report for Service:	20,943	82.9%		
Sent to Courtroom for Jury Selection (Voir Dire):	3,097	76.1%	Of Jurors Reporting for Service	
Impaneled or Sworn (jurors/alternates):	666	16.4%		
Removed for Cause/Hardship:	685			
Removed by Peremptory Challenge:	620			
Number of Jury Trials Started:	48			
Pool Days:	52			
Zero Panel Days:	12	23.1%	(Of Pool Days)	

Jury Costs

Total Annual Budget for Juror Operations:	\$317,759.00	J
Average Cost Per Juror:	\$5.62	K
$K = J/A$		

Average Cost Per Juror, 2015-2024



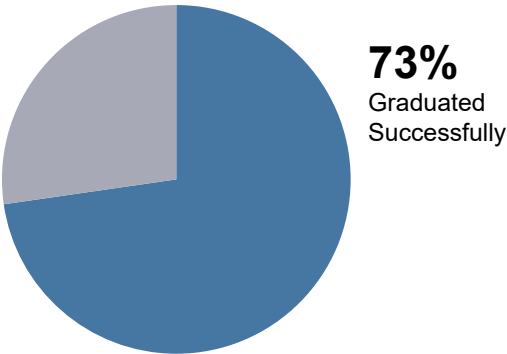
Lehigh County

2024 Treatment Courts

11 Discharges

35 Admissions

Of All Court Participants Discharged:



Adult Drug Court

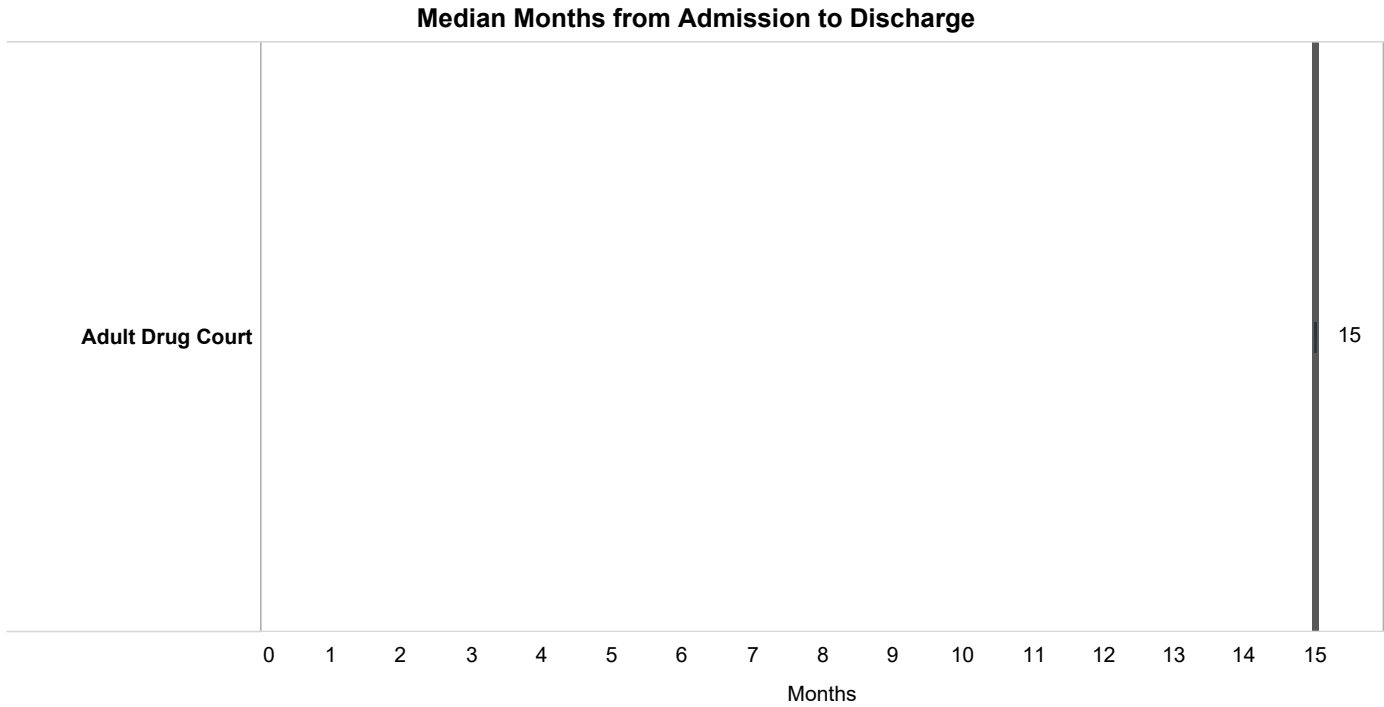
35

Discharge Reason

	Successfully Completed	Unsuccessful /Non-Compliant	Total Discharges
Adult Drug Court	8 (72.7%)	3 (27.3%)	11 (100.0%)

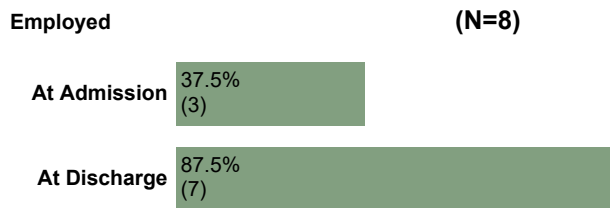
Lehigh County

2024 Treatment Courts

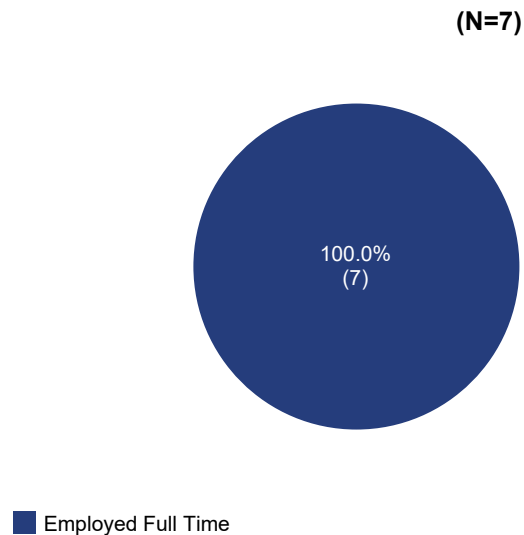


Among successful graduates, there was a 133% increase in employment.

100% of the employed successful graduates were employed full time:



27% (3) of all participants have improved in **education level** at discharge.



DEPARTMENT OF RESEARCH & STATISTICS

KIM NIEVES, PH.D.

DIRECTOR

ANDREW GINDER, MPA

ASSISTANT DIRECTOR

YAN LIU, M.S.

SENIOR STATISTICAL ANALYST

SASANKA ADIKARI, PH.D

DATA SCIENTIST

AMANDA PEREIRA

RESEARCH ASSISTANT