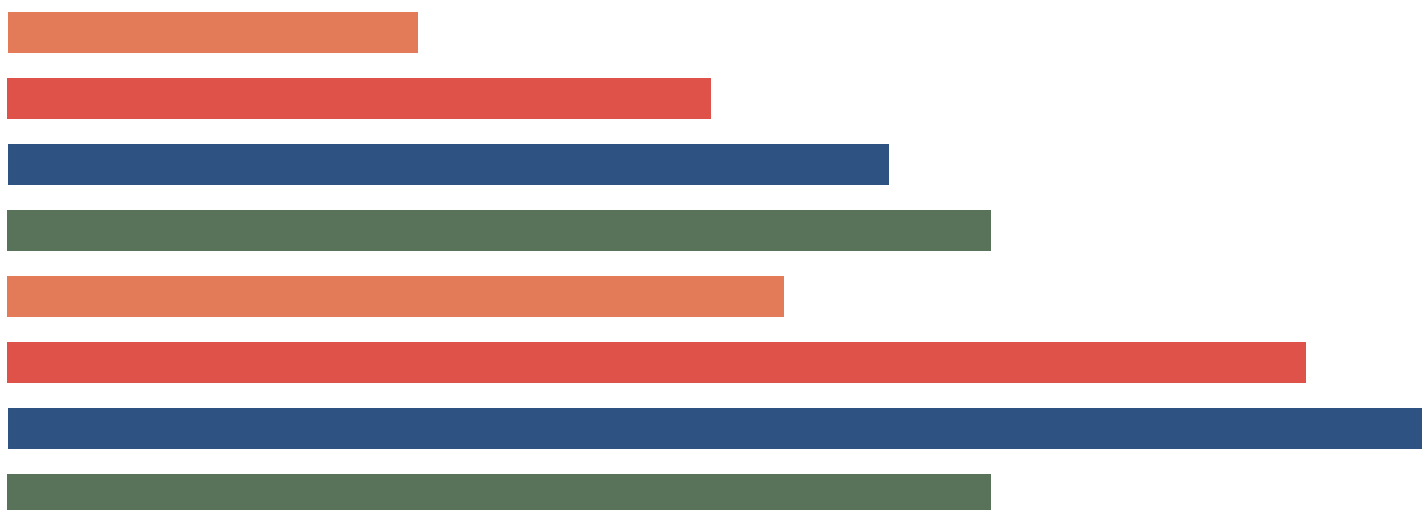
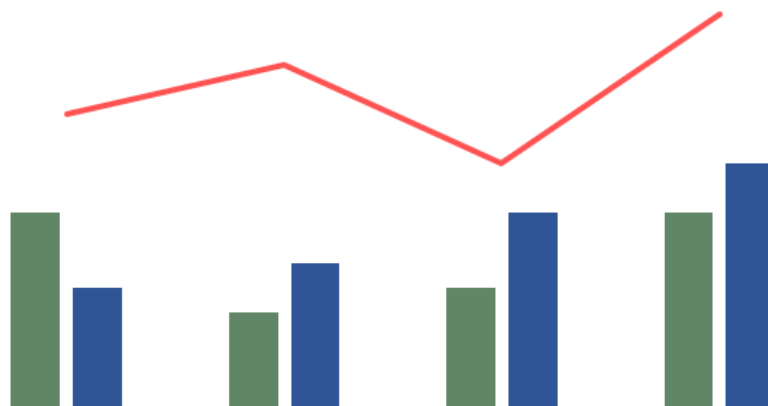
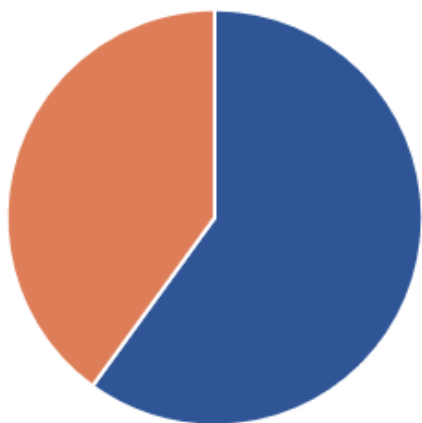


2024 Lackawanna County


Court of Common Pleas
Caseload Statistics for



We are pleased to provide you with a copy of the 2024 County Caseload Display pages. They can also be viewed on the AOPC webpage at www.pacourts.us in the *News & Statistics* section under *Research & Statistics*.

Should you have any questions or comments, please do not hesitate to contact me at 717.231.3300.

Sincerely,

A handwritten signature in black ink, appearing to read 'Sasanka', is written over a horizontal line. There are some small marks below the line.

Sasanka Adikari, Ph.D.
Data Scientist
Department of Research and Statistics

Table of Contents

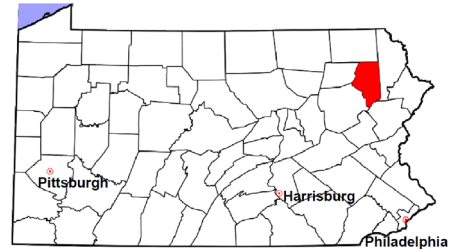
CPCMS Criminal	Page 1
CPCMS Criminal - New Cases by Case Type.....	Page 2
Civil.....	Page 3
Civil - Docketed Cases Listed by Case Type.....	Page 4
Protection From Abuse	Page 5
Spousal & Child Support and Paternity	Page 6
Custody/Partial Custody/Visitation.....	Page 7
Divorce	Page 8
Juvenile Dependency - Active Dependent Inventory	Page 9
Juvenile Dependency - Adjudicated Dependent Inventory	Page 10
Juvenile Delinquency - Cases Pending Disposition.....	Page 11
Juvenile Delinquency - New Cases by Case Type	Page 12
Juvenile Delinquency - Formal Dispositions	Page 13
Juvenile Delinquency - Informal Dispositions	Page 14
Accounts.....	Page 15
Adoptions.....	Page 16
Relinquishments/Terminations	Page 17
Appointment of Guardians	Page 18
Jury Yield and Utilization	Page 19
Treatment Courts.....	Pages 20-21

Lackawanna County

2024 Population estimate: 216,859

Class of County: 3rd

No. of Common Pleas Court Judgeships: 9



2024 Criminal No. of Cases

Cases Pending 1/1/2024	1,012
New Cases Filed in 2024	2,018
Reopened Cases	152
Cases Available for Processing	3,182

Processed by:

Withdrawn/Dismissed	162	7.0%
Diversionsary Disposition*	407	17.5%
Guilty Plea	1,622	69.9%
Non-Jury Trial	6	0.3%
Jury Trial	10	0.4%
Inactive	108	4.7%
Other	6	0.3%
Total Cases Processed	2,321	100.0%

Cases Pending 12/31/2024 **861**

Cases Awaiting Sentencing 403

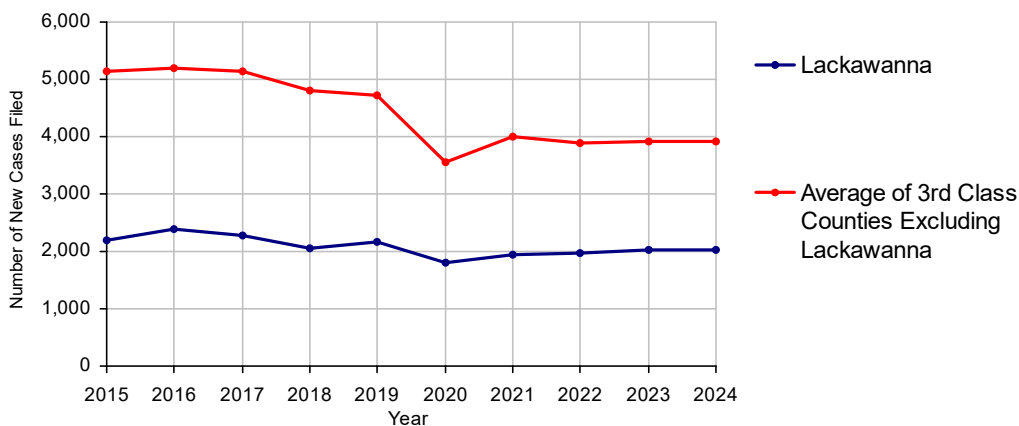
Data provided by Common Pleas Case Management System

* Includes other diversionary programs such as Veterans Court.

Age of Pending Cases as of 12/31/2024

0-60 Days	263	30.5%
61-120 Days	239	27.8%
121-180 Days	138	16.0%
181-240 Days	83	9.6%
241-300 Days	50	5.8%
301-360 Days	29	3.4%
Over 360 Days	59	6.9%
Total	861	100.0%

Criminal New Cases, 2015-2024



Lackawanna County

2024 Population: 216,859
Class of County: 3rd
No. of Common Pleas Judgeships: 9

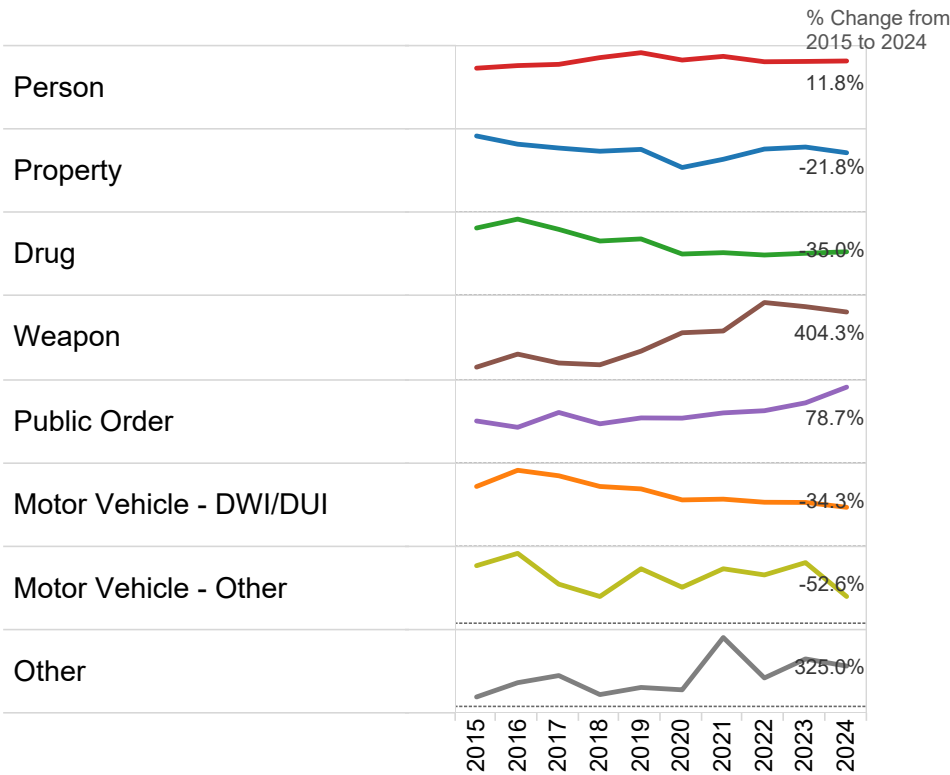


2024 Criminal - New Cases by Offense Type

Case Type	Felony	Misdemeanor	Summary	Total	
Person	200	246	1	447	22.2%
Property	237	117	4	358	17.7%
Drug	221	135	1	357	17.7%
Weapon	92	24	0	116	5.7%
Public Order	196	156	0	352	17.4%
Motor Vehicle - DWI/DUI	8	354	0	362	17.9%
Motor Vehicle - Other	2	7	0	9	0.4%
Other	16	1	0	17	0.8%
Total	972	1,040	6	2,018	100.0%
	48.2%	51.5%	0.3%	100.0%	

Data provided by Common Pleas Case Management System

Criminal New Cases by Offense Type, 2015-2024

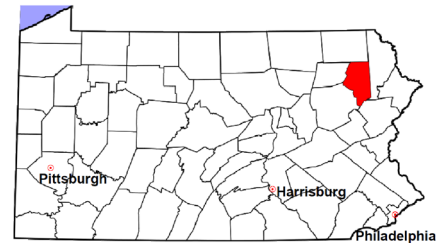


Lackawanna County

2024 Population estimate: 216,859

Class of County: 3rd

No. of Common Pleas Court Judgeships: 9

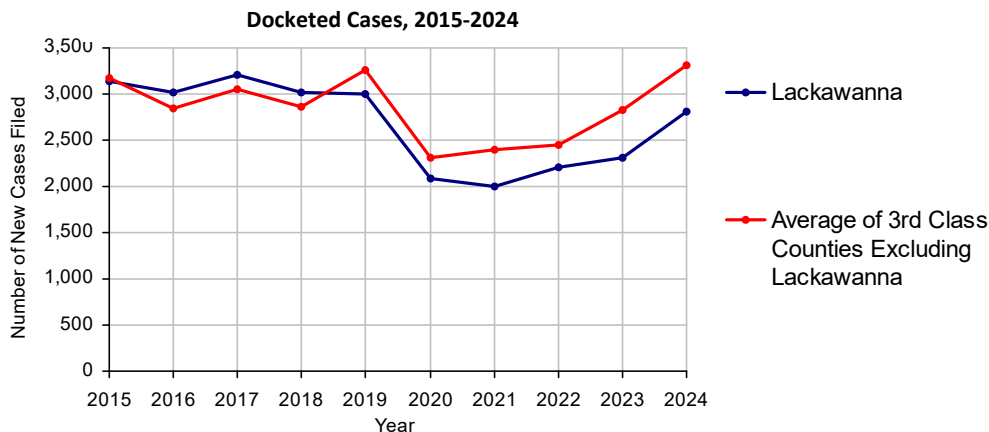


2024 Civil	Civil Action	Other	Total
Cases Pending 1/1/2024	2,272	8,993	11,265 (R)
Docketed Cases	1,980	832	2,812
Arbitration Appeals	0	0	0
Transferred In	1	0	1
Returned to Active	0	0	0
Cases Available for Processing	4,253	9,825	14,078
Processed By:			
Default Judgments	499	294	793
Cases Decided by Arbitration Board	77	8	85
Dispositive Motions	0	1	1
Settlements	101	165	266
Moved to Inactive Status	0	0	0
Transferred/Withdrawn	7	2	9
Dismissed/Discontinued	678	309	987
Administrative Purge	53	69	122
Other	311	4,611	4,922
Jury Trial	2	0	2
Non-Jury Trial	0	0	0
Total Cases Processed	1,728	5,459	7,187
Cases Pending 12/31/2024	2,525	4,366	6,891

Age of Pending Cases as of 12/31/2024 (Civil Action Only)

0-6 months	951	37.7%
7-12 months	491	19.4%
13-18 months	389	15.4%
19-24 months	277	11.0%
25-30 months	161	6.4%
31-36 months	78	3.1%
37-42 months	49	1.9%
43-48 months	34	1.3%
49-54 months	24	1.0%
55-60 months	23	0.9%
61-66 months	13	0.5%
67-72 months	9	0.4%
Over 72 months	26	1.0%
Total	2,525	100.0%

(R) - Revised

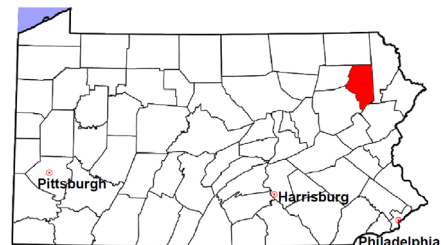


Lackawanna County

2024 Population estimate: 216,859

Class of County: 3rd

No. of Common Pleas Court Judgeships: 9



2024 Civil - Docketed Cases Listed by Case Type

TORT 516 18.3%

(does not include mass tort)

Intentional	11
Malicious Prosecution	1
Motor Vehicle	300
Nuisance	6
Premise Liability	102
Product Liability	7
Slander/Libel/Defamation	3
Other	86

MASS TORT 0

Asbestos	0
Tobacco	0
Toxic Tort - DES	0
Toxic Tort - Implant	0
Toxic Waste	0
Other	0

PROFESSIONAL LIABILITY 63 2.2%

Dental	1
Legal	1
Medical Malpractice	58
Other	3

CONTRACT 1,266 45.0%

(does not include judgments)

Buyer Plaintiff	21
Debt Collection: Credit Card	735
Debt Collection: Other	395
Employment Dispute: Discrimination	2
Employment Dispute: Other	14
Other	99

Of the Docketed Cases:

Pro Se Filings: 244 8.7% Class Action Suits: 2 0.1% MDJ Appeals: 282 10.0%

*Civil Other

REAL PROPERTY 510 18.1%

Ejectment*	26
Eminent Domain/Condemnation*	3
Ground Rent	0
Landlord/Tenant Dispute	135
Mortgage Foreclosure:	
Residential*	263
Commercial*	18
Partition of Real Property*	11
Quiet Title*	36
Other*	18

CIVIL APPEALS 300 10.7%

- Administrative Agencies

Board of Assessment*	97
Board of Elections*	0
Dept. of Transportation*	82
Zoning Board*	8
Statutory Appeal - Other*	4
Other*	109

MISCELLANEOUS 157 5.6%

Common Law/	
Statutory Arbitration*	0
Declaratory Judgment*	11
Mandamus*	0
Non-Domestic Relations	
Restraining Order*	1
Quo Warranto*	0
Replevin*	20
Other*	125

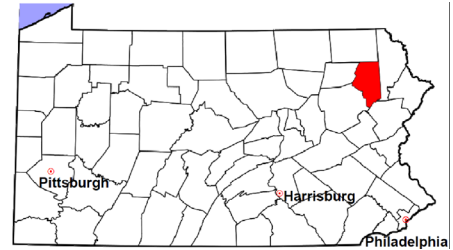
TOTAL DOCKETED CASES: 2,812 100.0%

Lackawanna County

2024 Population estimate: 216,859

Class of County: 3rd

No. of Common Pleas Court Judgeships: 9



2024 Protection From Abuse

**No. of
Petitions**

Cases Pending 1/1/2024

2,161

New Cases Filed in 2024

1,122

Of these, Petitions Requesting Temporary Orders: 1,122 (100.0%)

Temporary Orders DENIED: 177 (15.8%), Temporary Orders GRANTED: 945 (84.2%)

Cases Available for Processing

3,283

Processed By:

Temporary Order DENIED After Ex Parte Hearing and No Evidentiary Hearing Scheduled

0

Temporary Order DISMISSED After Evidentiary Hearing and No Final Order Entered

3

0.4%

Final Order DENIED After Evidentiary Hearing Before a Judge or a Judicial Officer

16

1.9%

Final Order GRANTED After Evidentiary Hearing Before a Judge or a Judicial Officer

172

20.1%

Plaintiff Did Not Appear For Evidentiary Hearing

182

21.2%

Final Order by STIPULATION OR AGREEMENT Between the Parties

237

27.7%

Petition WITHDRAWN by Plaintiff

247

28.8%

TRANSFERRED to Another Jurisdiction

0

Other

0

Cases Processed

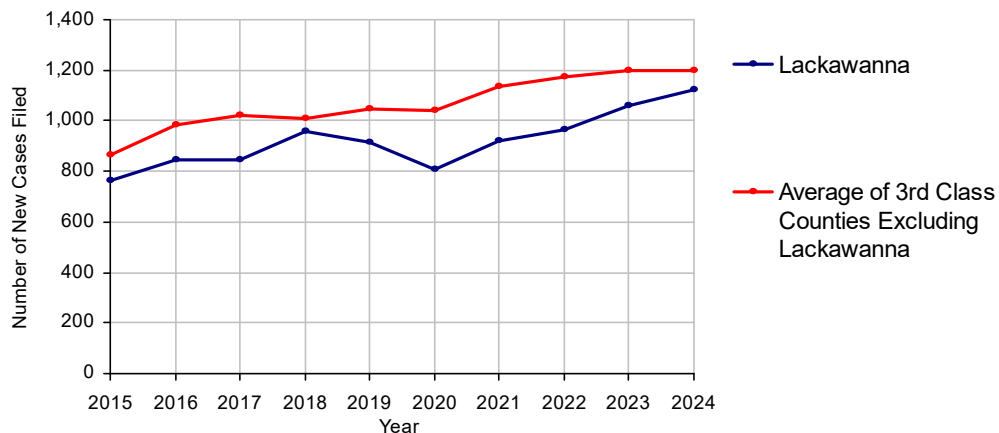
857

100.0%

Cases Pending 12/31/2024

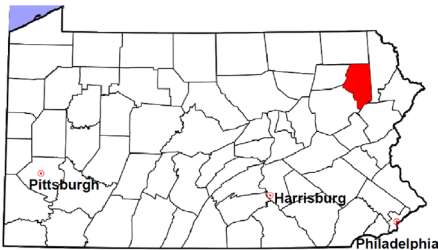
2,426

PFA New Cases Filed, 2015-2024



Lackawanna County

2024 Population estimate: 216,859
Class of County: 3rd
No. of Common Pleas Court Judgeships: 9



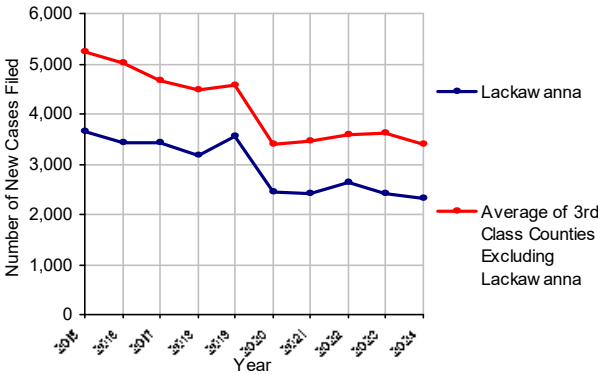
2024 Spousal & Child Support	No. of Petitions	
Cases Pending 1/1/2024	572	
New Cases Filed in 2024	2,302	
Dockets Transferred In (+)	22	
Dockets Transferred Out (-)	63	
Cases Available for Processing	2,833	
Processed By:		
Judge	2	0.1%
Intake Officer	2,320	96.3%
Hearing Officer	88	3.7%
Other	0	
Cases Processed	2,410	100.0%
Cases Pending 12/31/2024	423	

Data provided by PACSES

2024 Paternity	No. of Cases	
Acknowledgements Filed:		
Non-Domestic Relations Section	274	82.5%
During Conference	26	7.8%
Non-Stipulated (post genetic test)	30	9.0%
Pre-Trial Conference	2	0.6%
Total	332	100.0%
Established:		
Stipulated by Genetic Tests	6	6.3%
Default - Father Failed to Appear	2	2.1%
Adjudication by Court Proceeding	0	
Out of State	87	91.6%
Total	95	100.0%
Cases Pending 12/31/2024	108	

Data provided by PACSES

Spousal & Child Support New Cases Filed, 2015-2024



DEFINITIONS:

ACKNOWLEDGEMENTS FILED:

NON-DOMESTIC RELATIONS SECTION: The voluntary Acknowledgement of Paternity by the alleged father.
DURING CONFERENCE: The alleged father signed the Acknowledgement of Paternity-Waiver of Trial (PE-010) at the initial child support conference.
NON-STIPULATED (POST GENETIC TEST): The alleged father signed the Acknowledgement of Paternity-Waiver of Trial after genetic tests were conducted and resulted in the alleged father being determined to be the biological father.
PRE-TRIAL CONFERENCE: The alleged father signed the Acknowledgement of Paternity-Waiver of Trial at the pre-trial conference.

ESTABLISHED:

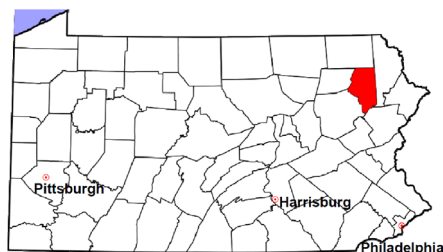
STIPULATED BY GENETIC TESTS: The alleged father requested genetic tests and signed a stipulation that if the test results had a 99% or higher probability of paternity then the alleged father would be stipulated as the biological father of the child.
DEFAULT - FATHER FAILED TO APPEAR: The alleged father failed to appear after being served for either a support conference, hearing, or genetic test and a default paternity order was entered by the court.
ADJUDICATION BY COURT PROCEEDING: The alleged father was determined to be the biological father of the child through a court proceeding.
OUT OF STATE: Paternity was established in another state, "Out of state only".

Lackawanna County

2024 Population Estimate: 216,859

Class of County: 3rd

No. of Common Pleas Court Judgeships: 9



2024 Custody/Partial Custody/Visitation

No. of
Petitions

Cases Pending 1/1/2024

871

New Cases Filed in 2024

410

Cases Available for Processing

1,281

Processed By:

Judge

131

32.8%

Non-Judicial Officer

226

56.6%

Administrative Review/Purge

3

0.8%

Other

39

9.8%

Cases Processed

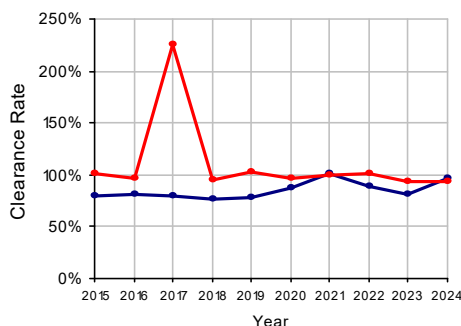
399

100.0%

Cases Pending 12/31/2024

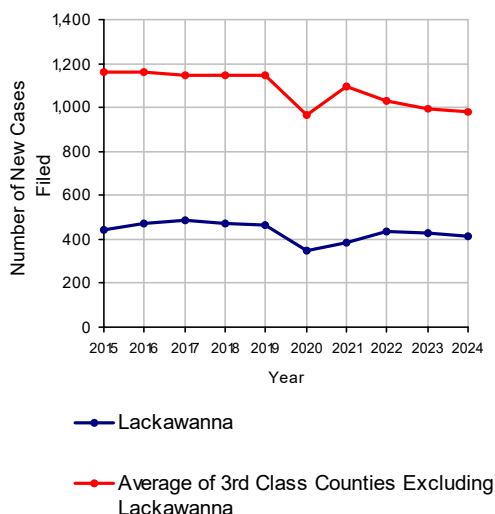
882

Clearance Rate, 2015-2024

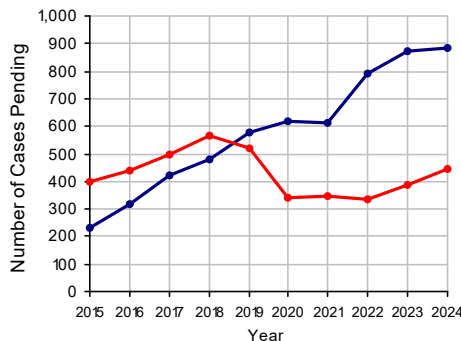


Note: Clearance Rate = Cases Processed / New Cases Filed

Custody/Partial Custody/Visitation New Cases Filed, 2015-2024



Cases Pending at the End of Year, 2015-2024

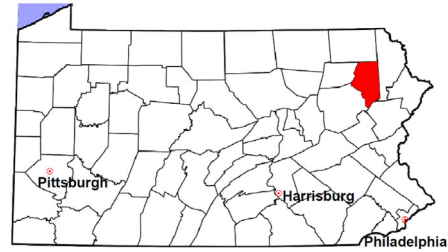


Lackawanna County

2024 Population estimate: 216,859

Class of County: 3rd

No. of Common Pleas Court Judgeships: 9



2024 Divorce

No. of Petitions

Cases Pending 1/1/2024 777

New Cases Filed in 2024 493

Cases Available for Processing 1,270

Processed By:

Contested Before a Judge 0

Contested Before a Non-Judicial Officer 14 3.1%

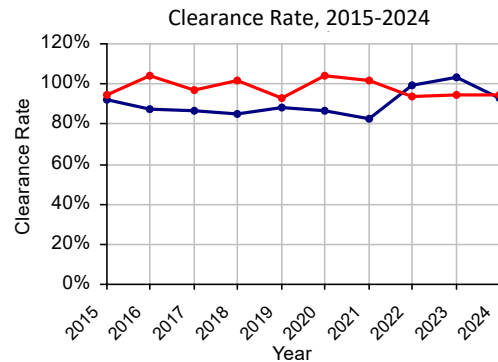
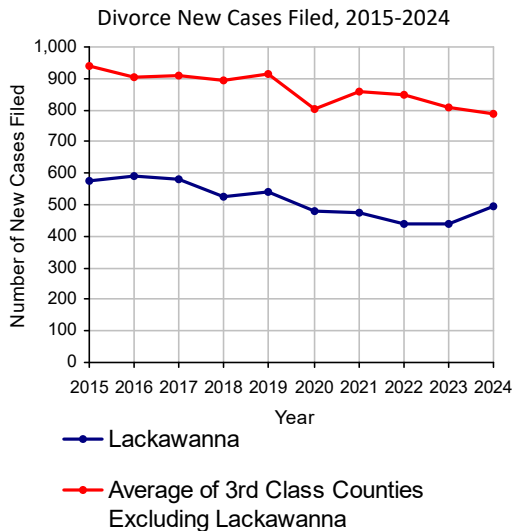
Uncontested 443 96.9%

Administrative Review/Purge 0

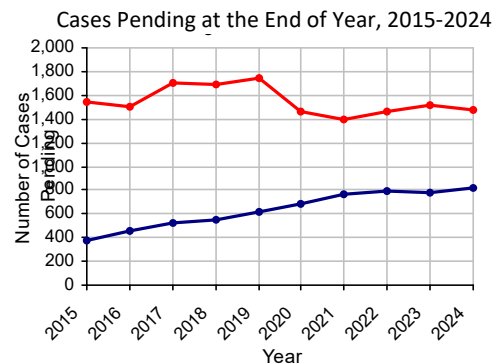
Other 0

Cases Processed 457 100.0%

Cases Pending 12/31/2024 813



Note: Clearance Rate = Cases Processed / New Cases Filed

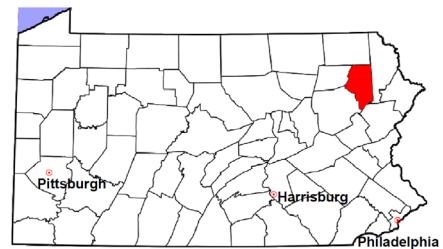


Lackawanna County

2024 Population estimate: 216,859

Class of County: 3rd

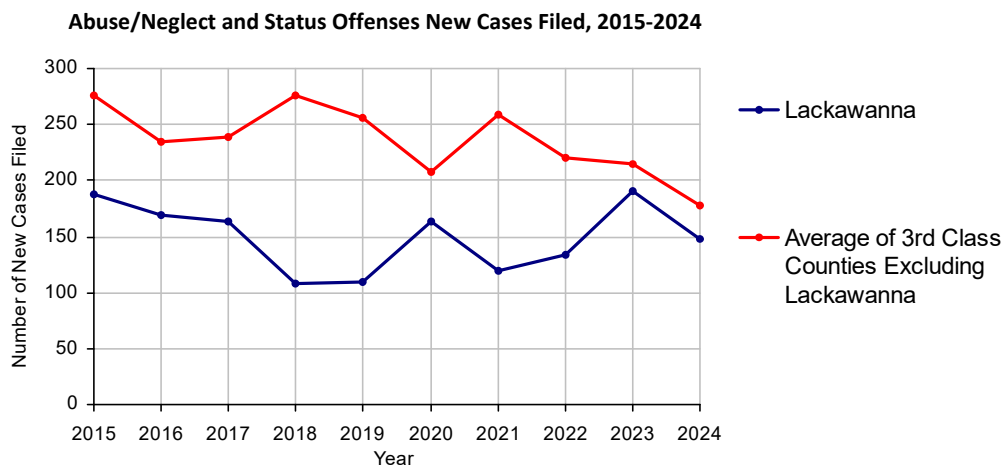
No. of Common Pleas Court Judgeships: 9



2024 Juvenile Dependency - Petitions Pending Adjudication

	Abuse/ Neglect	Status Offenses	Total
Cases Pending 1/1/2024	4	0	4
New Petitions Filed in 2024	148	0	148
Other	41	0	41
Total Petitions Available for Processing	193	0	193
Processed by:			
Adjudicated Dependent			
Judge	157	0	157
Juvenile Court Hearing Officer	0	0	0
Adjudicated NOT Dependent			
Judge	2	0	2
Juvenile Court Hearing Officer	0	0	0
Withdrawn/Transferred	13	0	13
Dismissed/Other	13	0	13
Total Petitions Processed	185	0	185
Cases Pending 12/31/2024	8	0	8

Data provided by Common Pleas Case Management System

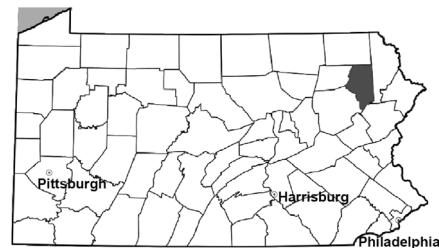


Lackawanna County

2024 Population estimate: 216,859

Class of County: 3rd

No. of Common Pleas Court Judgeships: 9



2024 Juvenile Dependency - Adjudicated Dependent Inventory

	Abuse/ Neglect	Status Offenses	Total
Cases Pending 1/1/2024	304	0	304
New Adjudicated Dependent Cases	157	0	157
Other	0	0	0
Total Adjudicated Dependent Cases	461	0	461

Court Supervision Terminated:

Family Reunification	54	60.0%	0	54	60.0%
Adoption	8	8.9%	0	8	8.9%
Placement with a Relative/Guardian	25	27.8%	0	25	27.8%
Aged Out	1	1.1%	0	1	1.1%
Other Permanency Outcomes*	0		0	0	
Other**	2	2.2%	0	2	2.2%

Total Adjudicated Dependent Cases Terminated	90	100.0%	0	100.0%	90	100.0%
---	-----------	---------------	----------	---------------	-----------	---------------

Cases Pending 12/31/2024	371		0		371
---------------------------------	------------	--	----------	--	------------

Data provided by Common Pleas Case Management System

* Other Permanency Outcomes include: adjudicated delinquent, death due to natural causes, emancipation, permanent living arrangement, and parent has come forward.

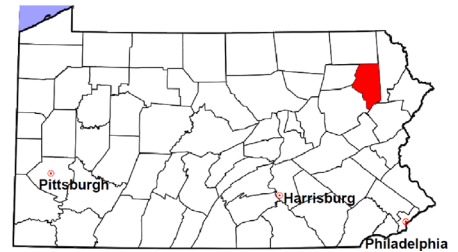
** Other includes cases where court supervision is terminated due to transfer out of jurisdiction, withdrawal and administrative closure.

Lackawanna County

2024 Population estimate: 216,859

Class of County: 3rd

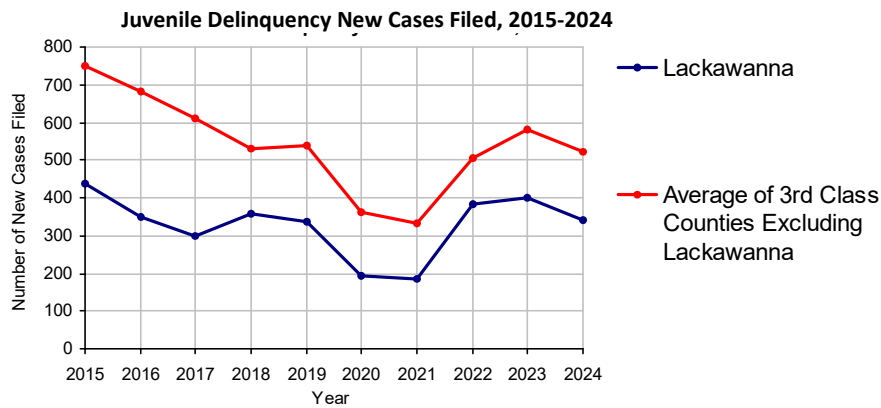
No. of Common Pleas Court Judgeships: 9



2024 Juvenile Delinquency - Cases Pending Disposition

Begin Pending	104
New Cases	339
Consent Decree Revoked	21
Informal Adjustment Program Revoked	0
Alternative Program Revoked	0
Warrant Returned	5
Other	29
Total Cases Available for Disposition	498
Warrant Issued	9
Disposed by:	
Adjudicated Delinquent by a Judge	159
Adjudicated Delinquent by a Juvenile Court Hearing Officer	0
Consent Decree Entered	91
Informal Adjustment Program Entered	95
Warned and Counseled (Pre-Petition)	0
Dismissed/Withdrawn/Transferred	32
Transferred to Criminal Court	9
Other	17
Total Cases Disposed	403
End Pending	86

Data provided by Common Pleas Case Management System



Lackawanna County

2024 Population: 216,859
Class of County: 3rd
No. of Common Pleas Judgeships: 9

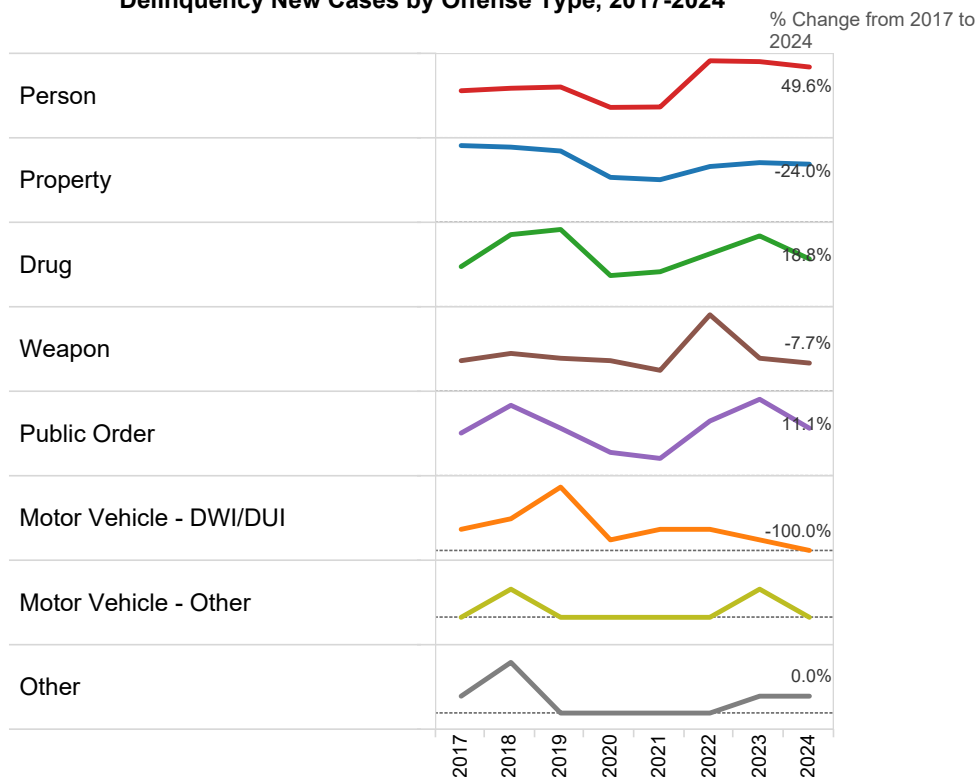


2024 Delinquency - New Cases by Offense Type

Case Type	Felony	Misdemeanor	Summary	Total	
Person	21	151	0	172	50.7%
Property	41	35	0	76	22.4%
Drug	2	36	0	38	11.2%
Weapon	0	12	0	12	3.5%
Public Order	9	31	0	40	11.8%
Motor Vehicle - DWI/DUI	0	0	0	0	0.0%
Motor Vehicle - Other	0	0	0	0	0.0%
Other	0	0	1	1	0.3%
Total	73	265	1	339	100.0%
	21.5%	78.2%	0.3%	100.0%	

Data provided by Common Pleas Case Management System

Delinquency New Cases by Offense Type, 2017-2024

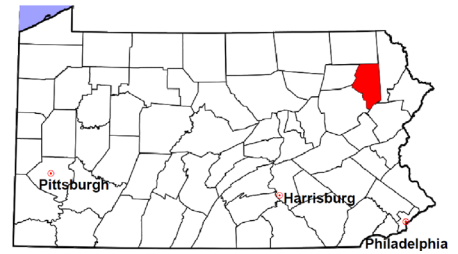


Lackawanna County

2024 Population estimate: 216,859

Class of County: 3rd

No. of Common Pleas Court Judgeships: 9



2024 Juvenile Delinquency - Formal Dispositions

Begin Pending	190
Adjudicated Delinquent by a Judge	159
Adjudicated Delinquent by a Juvenile Court Hearing Officer	0
Warrant Returned	0
Other	7
Total Adjudicated Delinquent Cases	356
Warrant Issued	7
Court Supervision Terminated:	
Conditions Satisfied	98
Compelling Reasons	10
Reached Age 21	2
Transferred to Another Juvenile Court	1
Other	2
Total Adjudicated Delinquent Cases Terminated	113
End Pending	236

(R) - Revised

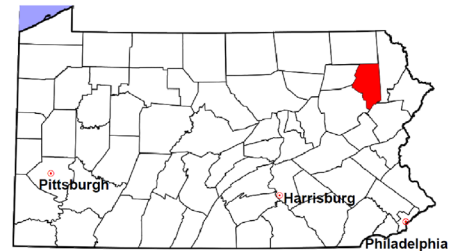
Data provided by Common Pleas Case Management System

Lackawanna County

2024 Population estimate: 216,859

Class of County: 3rd

No. of Common Pleas Court Judgeships: 9



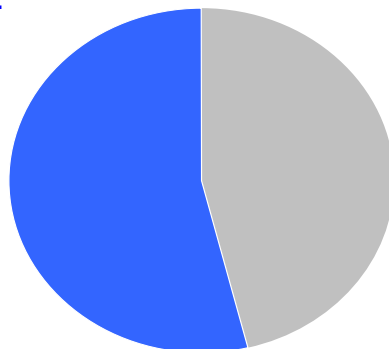
2024 Juvenile Delinquency - Informal Dispositions

Pending Consent Decrees	80
Pending Informal Adjustments	15
New Consent Decrees	91
New Informal Adjustments	95
Warrant Returned	0
Other	0
Cases Informally Disposed	281
Warrant Issued	2
Terminated by:	
Consent Decree Completed	96
Informal Adjustment Completed	98
Consent Decree Revoked	21
Informal Adjustment Program Revoked	0
Other	8
Total Informally Disposed Cases Terminated	223
End Pending	56

(R) - Revised

Data provided by Common Pleas Case Management System

Informal Dispositions: **54%**



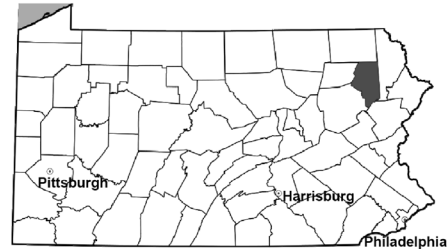
Delinquency Cases are disposed either formally, at a proceeding held before a judge or hearing officer, or informally without a proceeding. Informal dispositions include informal adjustments supervised by a juvenile probation officer; consent decrees agreed upon with the District Attorney after a petition is filed; or other pre-petition process by the juvenile probation department.

Lackawanna County

2024 Population estimate: 216,859

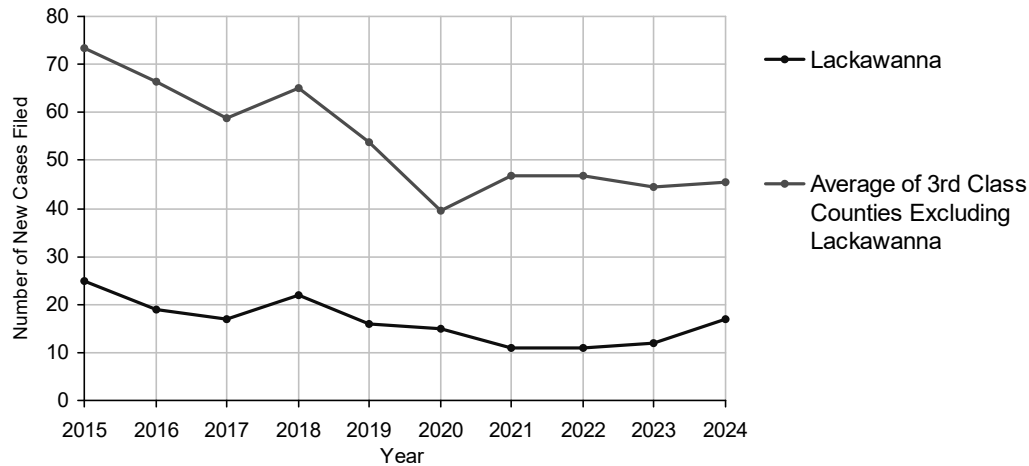
Class of County: 3rd

No. of Common Pleas Court Judgeships: 9



2024 Accounts	No. of Cases	
Cases Pending 1/1/2024	23	
New Cases Filed in 2024	17	
Cases Available for Processing	40	
Processed By:		
Contested before a Judge	0	
Contested before a Non-Judicial Officer	1	6.7%
Uncontested	13	86.7%
Other	1	6.7%
Cases Processed	15	100.0%
Cases Pending 12/31/2024	25	

Accounts New Cases Filed, 2015-2024

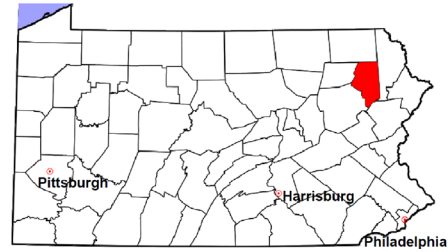


Lackawanna County

2024 Population estimate: 216,859

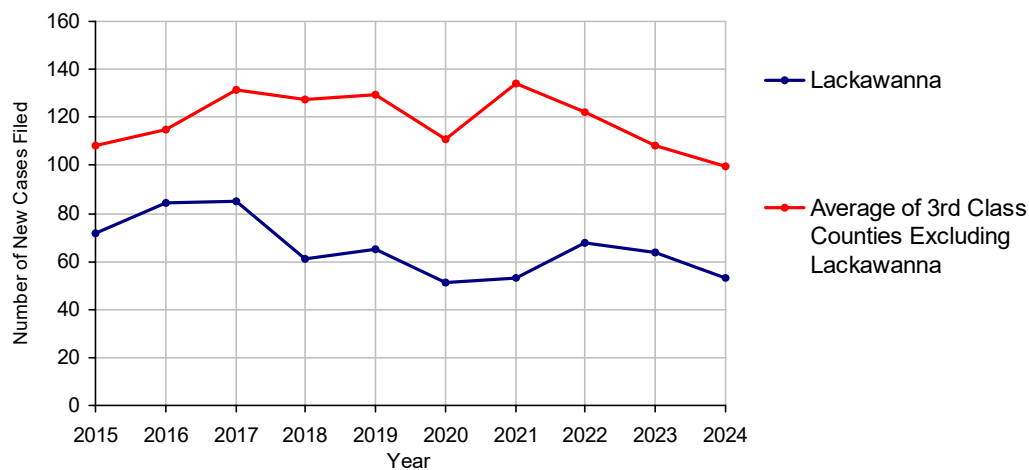
Class of County: 3rd

No. of Common Pleas Court Judgeships: 9



2024 Adoptions		No. of Cases
Cases Pending 1/1/2024		19
New Cases Filed in 2024		53
Cases Available for Processing		72
Processed By:		
Contested before a Judge	Granted	0
	Denied	0
Uncontested	Granted	63 100.0%
	Denied	0
Other		0
Cases Processed		63 100.0%
Cases Pending 12/31/2024		9

Adoptions New Cases Filed, 2015-2024

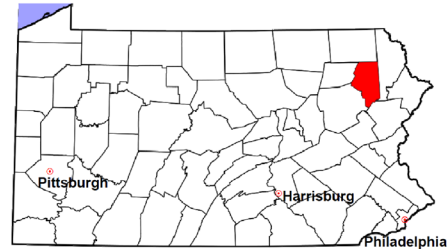


Lackawanna County

2024 Population estimate: 216,859

Class of County: 3rd

No. of Common Pleas Court Judgeships: 9



2024 Relinquishments/Terminations

**No. of
Cases**

Cases Pending 1/1/2024

65

New Cases Filed in 2024

92

Cases Available for Processing

157

Processed By:

Contested before a Judge

0

Uncontested

100

100.0%

Other

0

Cases Processed

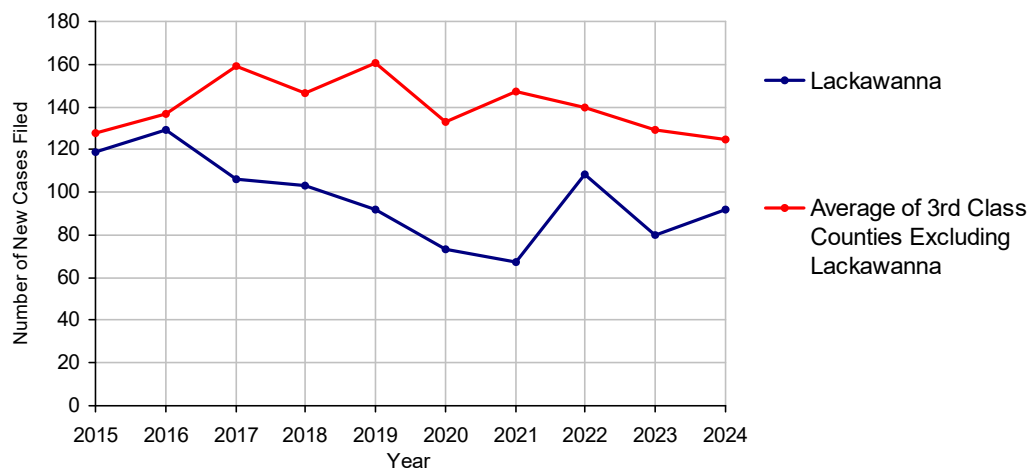
100

100.0%

Cases Pending 12/31/2024

57

Relinquishments/Terminations New Cases Filed, 2015-2024

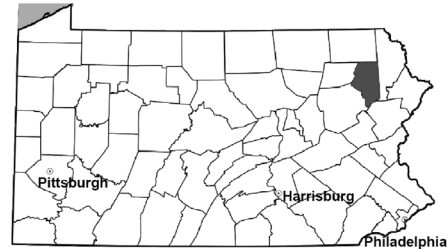


Lackawanna County

2024 Population estimate: 216,859

Class of County: 3rd

No. of Common Pleas Court Judgeships: 9



2024 Appointment of Guardians

**No. of
Cases**

Cases Pending 1/1/2024

39

New Cases Filed in 2024

88

Cases Available for Processing

127

Processed By:

Contested before a Judge

0

Uncontested

80

100.0%

Other

0

Cases Processed

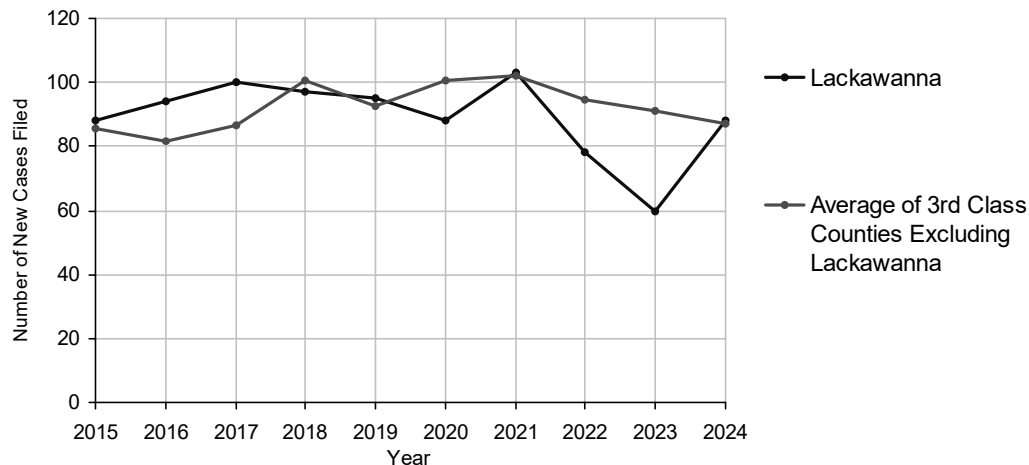
80

100.0%

Cases Pending 12/31/2024

47

Appointment of Guardians New Cases Filed, 2015-2024

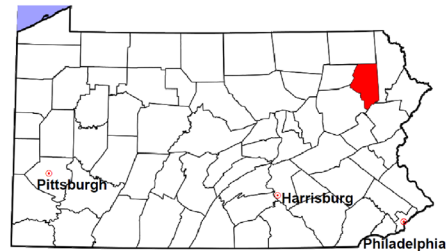


Lackawanna County

2024 Population estimate: 216,859

Class of County: 3rd

No. of Common Pleas Court Judgeships: 9



2024 Jury Yield and Utilization

Jury Yield

Qualification Questionnaires/Summonses Mailed:	24,761	A		
Returned Undeliverable:	1,576	B	6.4%	Of Qualification Questionnaires/ Summonses Mailed
Not Responded to:	8,109	C	32.7%	
the Number of Prospective Jurors:				
Disqualified:	0	D		
Exempted:	6,064	E	24.5%	
Excused:	2,855	F	11.5%	
Deferred to New Term:	295	G	1.2%	
Deferred from Previous Term:	826	H	3.3%	
Total Number of Qualified Jurors Available for Service:	6,688	I	27.0%	
$I = A - B - C - D - E - F - G + H$				

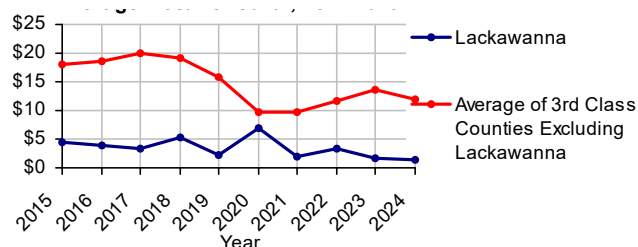
Jury Utilization

the Number of Jurors:				
Reporting for Service:	2,323		34.7%	Of Jurors Qualified and Available
Told Not to Report for Service:	5,774		86.3%	
Sent to Courtroom for Jury Selection (Voir Dire):	714		30.7%	Of Jurors Reporting for Service
Impaneled or Sworn (jurors/alternates):	172		7.4%	
Removed for Cause/Hardship:	241			
Removed by Peremptory Challenge:	168			
Number of Jury Trials Started:	14			
Pool Days:	18			
Zero Panel Days:	6		33.3%	(Of Pool Days)

Jury Costs

Total Annual Budget for Juror Operations:	\$31,058.00	J
Average Cost Per Juror:	\$1.25	K
$K = J/A$		

Average Cost Per Juror, 2015-2024

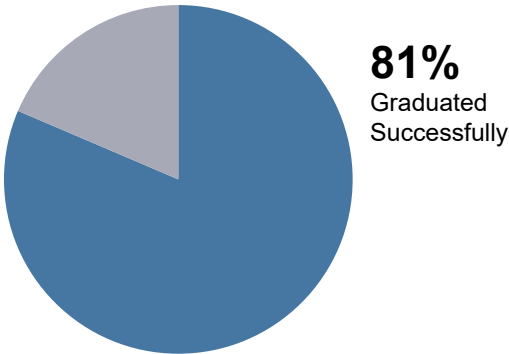


Lackawanna County

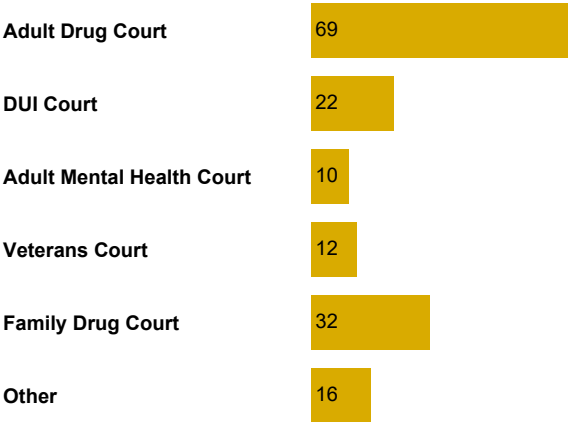
2024 Treatment Courts

140 Discharges

Of All Court Participants Discharged:



161 Admissions

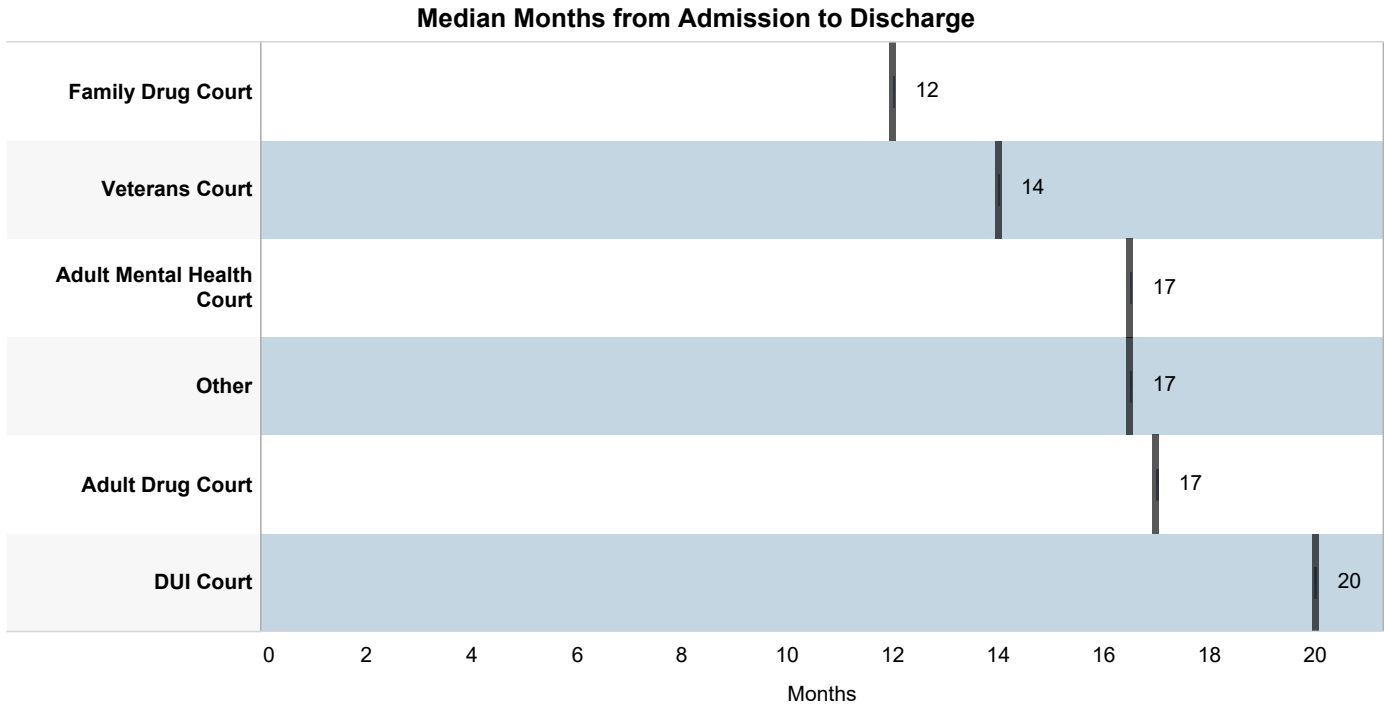


Discharge Reason

	Successfully Completed	Unsuccessful /Non-Compliant	Unsuccessful /Absconded	Other	Total Discharges
Adult Drug Court	55 (79.7%)	9 (13.0%)		5 (7.2%)	69 (100.0%)
DUI Court	18 (94.7%)			1 (5.3%)	19 (100.0%)
Adult Mental Health Court	7 (87.5%)			1 (12.5%)	8 (100.0%)
Veterans Court	11 (73.3%)	1 (6.7%)		3 (20.0%)	15 (100.0%)
Family Drug Court	2 (40.0%)		1 (20.0%)	2 (40.0%)	5 (100.0%)
Other	21 (87.5%)	3 (12.5%)			24 (100.0%)


Lackawanna County

2024 Treatment Courts

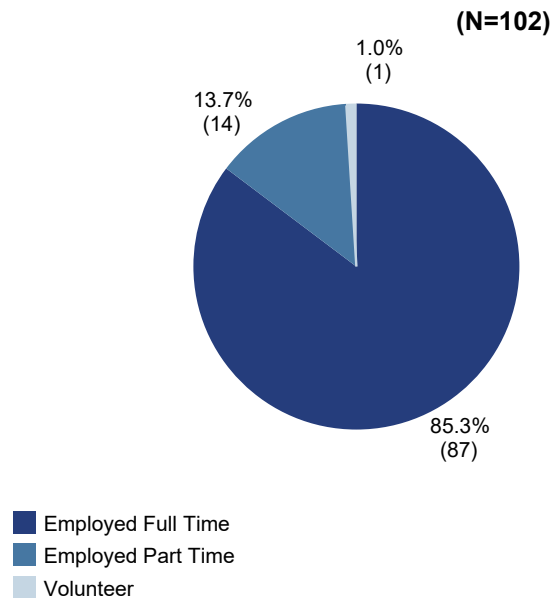


Among successful graduates, there was a 79% increase in employment.

85% of the employed successful graduates were employed full time:



9% (12) of all participants have improved in **education level** at discharge.



DEPARTMENT OF RESEARCH & STATISTICS

KIM NIEVES, PH.D.

DIRECTOR

ANDREW GINDER, MPA

ASSISTANT DIRECTOR

YAN LIU, M.S.

SENIOR STATISTICAL ANALYST

SASANKA ADIKARI, PH.D

DATA SCIENTIST

AMANDA PEREIRA

RESEARCH ASSISTANT