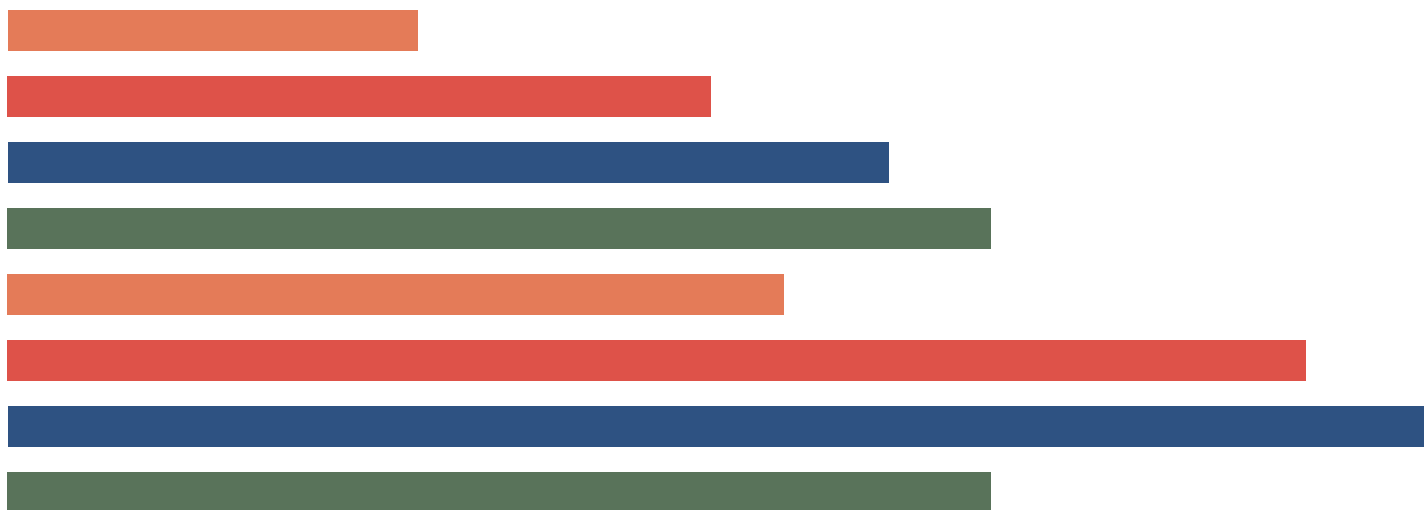


2024

Court of Common Pleas
Caseload Statistics for


Fulton County



We are pleased to provide you with a copy of the 2024 County Caseload Display pages. They can also be viewed on the AOPC webpage at www.pacourts.us in the *News & Statistics* section under *Research & Statistics*.

Should you have any questions or comments, please do not hesitate to contact me at 717.231.3300.

Sincerely,

A handwritten signature in black ink, appearing to read 'Sasanka', is written over a horizontal line. The signature is fluid and cursive.

Sasanka Adikari, Ph.D.
Data Scientist
Department of Research and Statistics

Table of Contents

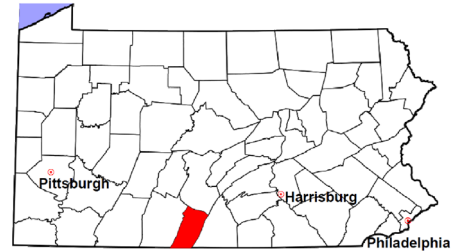
CPCMS Criminal	Page 1
CPCMS Criminal - New Cases by Case Type.....	Page 2
Civil.....	Page 3
Civil - Docketed Cases Listed by Case Type.....	Page 4
Protection From Abuse	Page 5
Spousal & Child Support and Paternity	Page 6
Custody/Partial Custody/Visitation.....	Page 7
Divorce	Page 8
Juvenile Dependency - Active Dependent Inventory	Page 9
Juvenile Dependency - Adjudicated Dependent Inventory	Page 10
Juvenile Delinquency - Cases Pending Disposition.....	Page 11
Juvenile Delinquency - New Cases by Case Type	Page 12
Juvenile Delinquency - Formal Dispositions	Page 13
Juvenile Delinquency - Informal Dispositions	Page 14
Accounts.....	Page 15
Adoptions.....	Page 16
Relinquishments/Terminations	Page 17
Appointment of Guardians	Page 18
Jury Yield and Utilization	Page 19

Fulton County

2024 Population estimate: 14,452

Class of County: 8th

No. of Common Pleas Court Judgeships: 5
(Fulton and Franklin combined)



2024 Criminal No. of Cases

Cases Pending 1/1/2024	109
New Cases Filed in 2024	210
Reopened Cases	6
Cases Available for Processing	325

Processed by:

Withdrawn/Dismissed	9	4.2%
Diversionsary Disposition*	35	16.2%
Guilty Plea	154	71.3%
Non-Jury Trial	1	0.5%
Jury Trial	5	2.3%
Inactive	11	5.1%
Other	1	0.5%
Total Cases Processed	216	100.0%

Cases Pending 12/31/2024 **109**

Cases Awaiting Sentencing 18

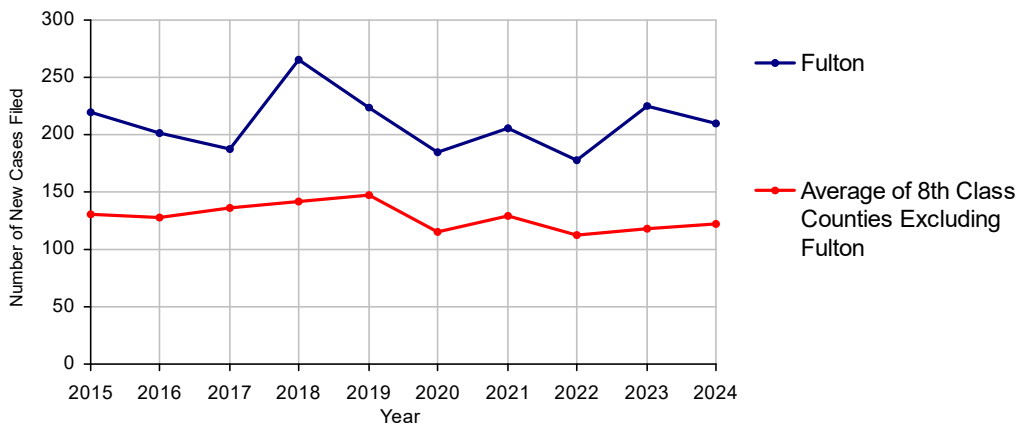
Data provided by Common Pleas Case Management System

* Includes other diversionary programs such as Veterans Court.

Age of Pending Cases as of 12/31/2024

0-60 Days	32	29.4%
61-120 Days	11	10.1%
121-180 Days	6	5.5%
181-240 Days	10	9.2%
241-300 Days	8	7.3%
301-360 Days	4	3.7%
Over 360 Days	38	34.9%
Total	109	100.0%

Criminal New Cases, 2015-2024



Fulton County

2024 Population: 14,452
Class of County: 8th
No. of Common Pleas Judgeships: 5
(Fulton and Franklin combined)

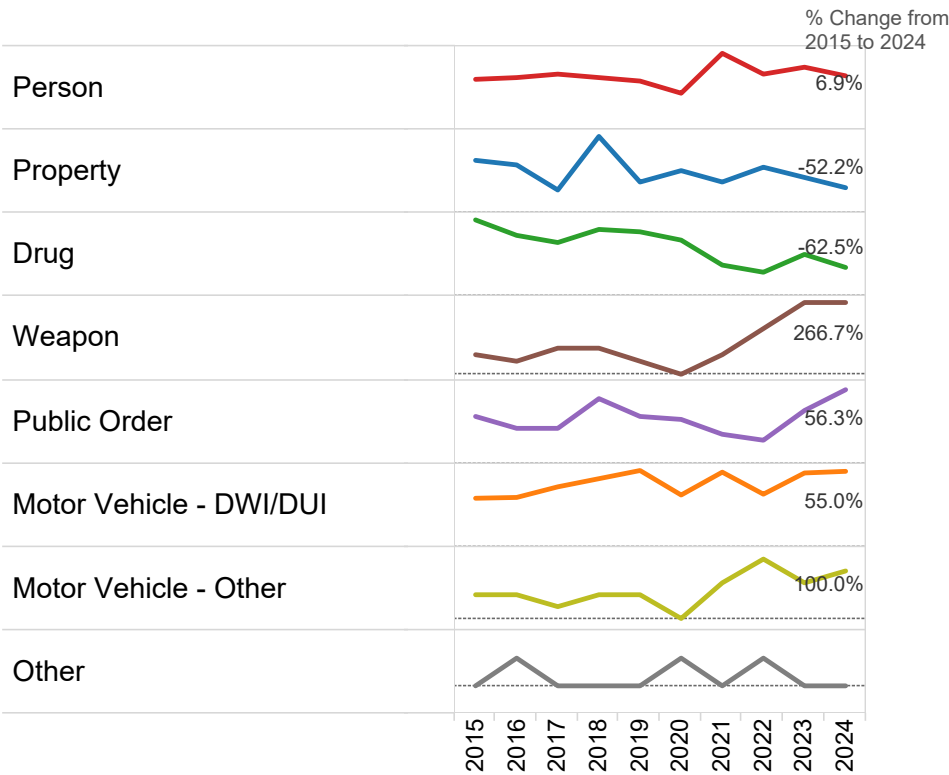


2024 Criminal - New Cases by Offense Type

Case Type	Felony	Misdemeanor	Summary	Total	
Person	19	12	0	31	14.8%
Property	14	8	0	22	10.5%
Drug	9	15	0	24	11.4%
Weapon	9	2	0	11	5.2%
Public Order	9	16	0	25	11.9%
Motor Vehicle - DWI/DUI	4	89	0	93	44.3%
Motor Vehicle - Other	0	4	0	4	1.9%
Other	0	0	0	0	0.0%
Total	64	146	0	210	100.0%
	30.5%	69.5%	0.0%	100.0%	

Data provided by Common Pleas Case Management System

Criminal New Cases by Offense Type, 2015-2024



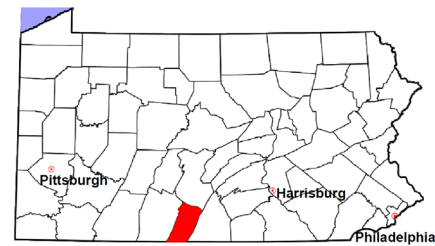
Fulton County

2024 Population estimate: 14,452

Class of County: 8th

No. of Common Pleas Court Judgeships: 5

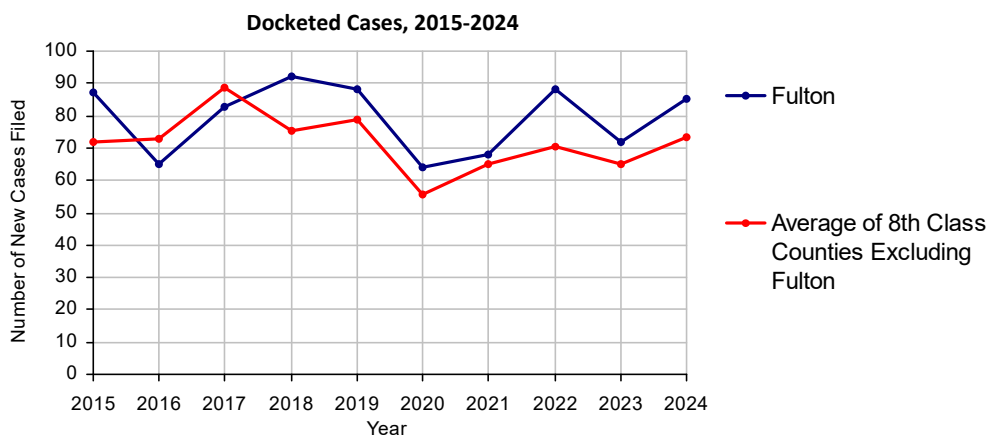
(Fulton and Franklin combined)



2024 Civil	Civil Action	Other	Total
Cases Pending 1/1/2024	46	48	94
Docketed Cases	59	26	85
Arbitration Appeals	0	0	0
Transferred In	0	0	0
Returned to Active	0	0	0
Cases Available for Processing	105	74	179
Processed By:			
Default Judgments	23	7	30
Cases Decided by Arbitration Board	0	0	0
Dispositive Motions	0	0	0
Settlements	1	0	1
Moved to Inactive Status	0	0	0
Transferred/Withdrawn	0	1	1
Dismissed/Discontinued	14	11	25
Administrative Purge	6	0	6
Other	9	4	13
Jury Trial	0	0	0
Non-Jury Trial	0	0	0
Total Cases Processed	53	23	76
Cases Pending 12/31/2024	52	51	103

Age of Pending Cases as of 12/31/2024 (Civil Action Only)

0-6 months	30	57.7%
7-12 months	5	9.6%
13-18 months	3	5.8%
19-24 months	5	9.6%
25-30 months	5	9.6%
31-36 months	1	1.9%
37-42 months	1	1.9%
43-48 months	1	1.9%
49-54 months	0	
55-60 months	0	
61-66 months	0	
67-72 months	1	1.9%
Over 72 months	0	
Total	52	100.0%

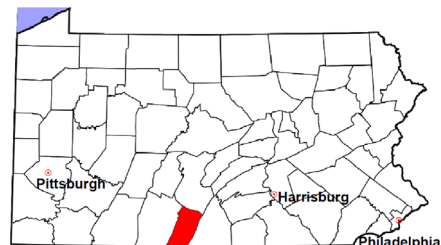


Fulton County

2024 Population estimate: 14,452

Class of County: 8th

No. of Common Pleas Court Judgeships: 5
(Fulton and Franklin combined)



2024 Civil - Docketed Cases Listed by Case Type

TORT	0
<i>(does not include mass tort)</i>	
Intentional	0
Malicious Prosecution	0
Motor Vehicle	0
Nuisance	0
Premise Liability	0
Product Liability	0
Slander/Libel/Defamation	0
Other	0
MASS TORT	0
Asbestos	0
Tobacco	0
Toxic Tort - DES	0
Toxic Tort - Implant	0
Toxic Waste	0
Other	0
PROFESSIONAL LIABILITY	0
Dental	0
Legal	0
Medical Malpractice	0
Other	0
CONTRACT	59 69.4%
<i>(does not include judgments)</i>	
Buyer Plaintiff	0
Debt Collection: Credit Card	37
Debt Collection: Other	21
Employment Dispute: Discrimination	0
Employment Dispute: Other	0
Other	1

Of the Docketed Cases:

Pro Se Filings: 0 Class Action Suits: 0 MDJ Appeals: 1 1.2%

*Civil Other

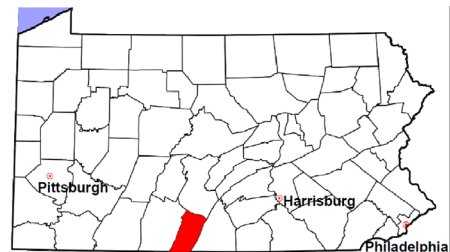
REAL PROPERTY	21 24.7%
Ejectment*	1
Eminent Domain/Condemnation*	1
Ground Rent	0
Landlord/Tenant Dispute	0
Mortgage Foreclosure:	
Residential*	15
Commercial*	1
Partition of Real Property*	0
Quiet Title*	1
Other*	2
CIVIL APPEALS	3 3.5%
<i>- Administrative Agencies</i>	
Board of Assessment*	0
Board of Elections*	0
Dept. of Transportation*	3
Zoning Board*	0
Statutory Appeal - Other*	0
Other*	0
MISCELLANEOUS	2 2.4%
Common Law/	
Statutory Arbitration*	0
Declaratory Judgment*	1
Mandamus*	1
Non-Domestic Relations	
Restraining Order*	0
Quo Warranto*	0
Replevin*	0
Other*	0
TOTAL DOCKETED CASES:	85 100.0%

Fulton County

2024 Population estimate: 14,452

Class of County: 8th

No. of Common Pleas Court Judgeships: 5
(Fulton and Franklin combined)



2024 Protection From Abuse

**No. of
Petitions**

Cases Pending 1/1/2024

0

New Cases Filed in 2024

33

Of these, Petitions Requesting Temporary Orders: 32 (97.0%)

Temporary Orders DENIED: 6 (18.8%), Temporary Orders GRANTED: 26 (81.3%)

Cases Available for Processing

33

Processed By:

Temporary Order DENIED After Ex Parte Hearing and No Evidentiary Hearing Scheduled

5 16.7%

Temporary Order DISMISSED After Evidentiary Hearing and No Final Order Entered

5 16.7%

Final Order DENIED After Evidentiary Hearing Before a Judge or a Judicial Officer

4 13.3%

Final Order GRANTED After Evidentiary Hearing Before a Judge or a Judicial Officer

11 36.7%

Plaintiff Did Not Appear For Evidentiary Hearing

0

Final Order by STIPULATION OR AGREEMENT Between the Parties

0

Petition WITHDRAWN by Plaintiff

5 16.7%

TRANSFERRED to Another Jurisdiction

0

Other

0

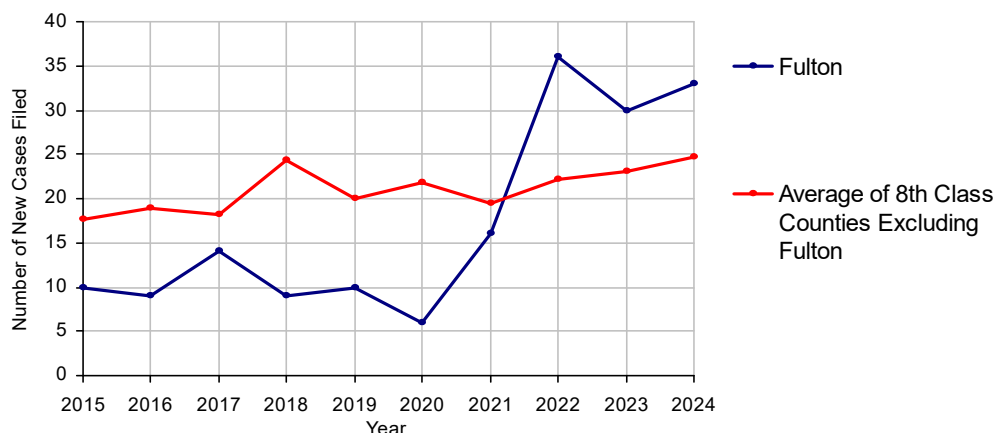
Cases Processed

30 100.0%

Cases Pending 12/31/2024

3

PFA New Cases Filed, 2015-2024

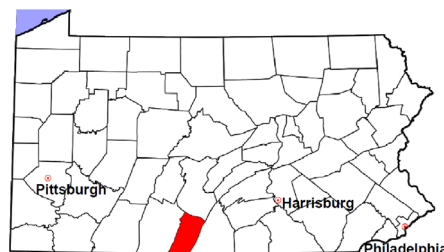


Fulton County

2024 Population estimate: 14,452

Class of County: 8th

No. of Common Pleas Court Judgeships: 5
(Fulton and Franklin combined)



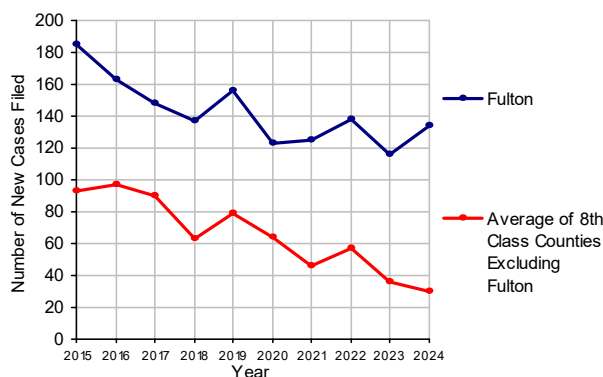
2024 Spousal & Child Support	No. of Petitions
Cases Pending 1/1/2024	9
New Cases Filed in 2024	134
Dockets Transferred In (+)	1
Dockets Transferred Out (-)	0
Cases Available for Processing	144
Processed By:	
Judge	2 1.5%
Intake Officer	128 98.5%
Hearing Officer	0
Other	0
Cases Processed	130 100.0%
Cases Pending 12/31/2024	14

Data provided by PACSES

2024 Paternity	No. of Cases
Acknowledgements Filed:	
Non-Domestic Relations Section	13 100.0%
During Conference	0
Non-Stipulated (post genetic test)	0
Pre-Trial Conference	0
Total	13 100.0%
Established:	
Stipulated by Genetic Tests	2 66.7%
Default - Father Failed to Appear	0
Adjudication by Court Proceeding	0
Out of State	1 33.3%
Total	3 100.0%
Cases Pending 12/31/2024	3

Data provided by PACSES

Spousal & Child Support New Cases Filed, 2015-2024



DEFINITIONS:

ACKNOWLEDGEMENTS FILED:

NON-DOMESTIC RELATIONS SECTION: The voluntary Acknowledgement of Paternity by the alleged father.

DURING CONFERENCE: The alleged father signed the Acknowledgement of Paternity-Waiver of Trial (PE-010) at the initial child support conference.

NON-STIPULATED (POST GENETIC TEST): The alleged father signed the Acknowledgement of Paternity-Waiver of Trial after genetic tests were conducted and resulted in the alleged father being determined to be the biological father.

PRE-TRIAL CONFERENCE: The alleged father signed the Acknowledgement of Paternity-Waiver of Trial at the pre-trial conference.

ESTABLISHED:

STIPULATED BY GENETIC TESTS: The alleged father requested genetic tests and signed a stipulation that if the test results had a 99% or higher probability of paternity then the alleged father would be stipulated as the biological father of the child.

DEFAULT - FATHER FAILED TO APPEAR: The alleged father failed to appear after being served for either a support conference, hearing, or genetic test and a default paternity order was entered by the court.

ADJUDICATION BY COURT PROCEEDING: The alleged father was determined to be the biological father of the child through a court proceeding.

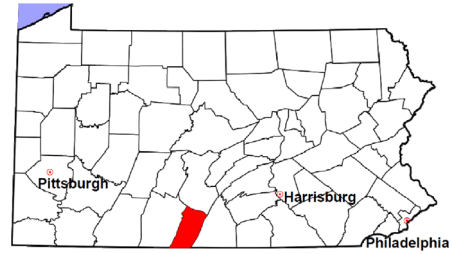
OUT OF STATE: Paternity was established in another state, "Out of state only".

Fulton County

2024 Population Estimate: 14,452

Class of County: 8th

No. of Common Pleas Court Judgeships: 5
(Fulton and Franklin combined)



2024 Custody/Partial Custody/Visitation

No. of
Petitions

Cases Pending 1/1/2024

95

New Cases Filed in 2024

32

Cases Available for Processing

127

Processed By:

Judge

13

81.3%

Non-Judicial Officer

1

6.3%

Administrative Review/Purge

0

Other

2

12.5%

Cases Processed

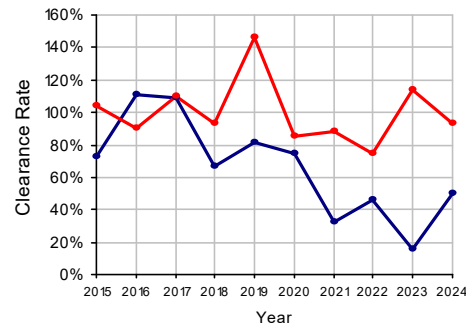
16

100.0%

Cases Pending 12/31/2024

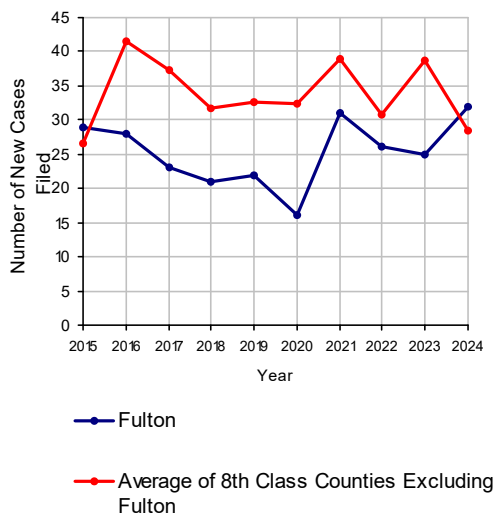
111

Clearance Rate, 2015-2024

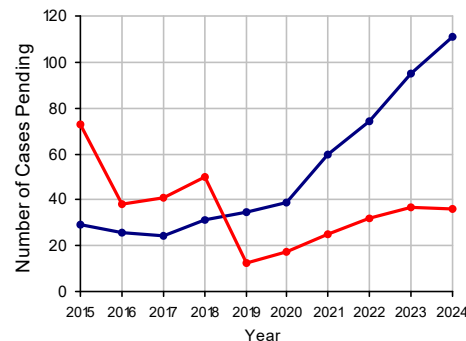


Note: Clearance Rate = Cases Processed / New Cases Filed

Custody/Partial Custody/Visitation New Cases Filed, 2015-2024



Cases Pending at the End of Year, 2015-2024

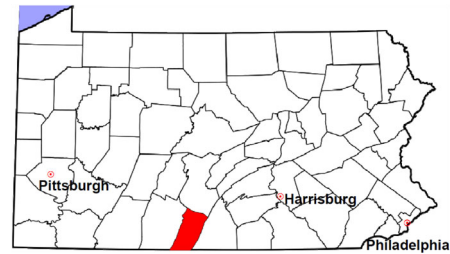


Fulton County

2024 Population estimate: 14,452

Class of County: 8th

No. of Common Pleas Court Judgeships: 5
(Fulton and Franklin combined)



2024 Divorce

No. of Petitions

Cases Pending 1/1/2024

57

New Cases Filed in 2024

43

Cases Available for Processing

100

Processed By:

Contested Before a Judge

0

Contested Before a Non-Judicial Officer

0

Uncontested

22

62.9%

Administrative Review/Purge

2

5.7%

Other

11

31.4%

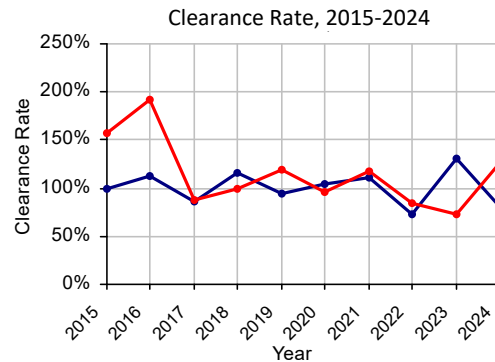
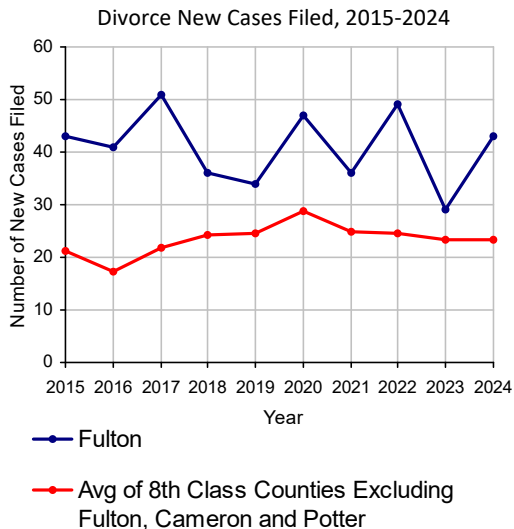
Cases Processed

35

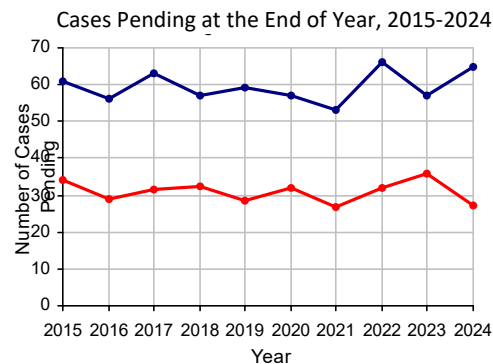
100.0%

Cases Pending 12/31/2024

65



Note: Clearance Rate = Cases Processed / New Cases Filed

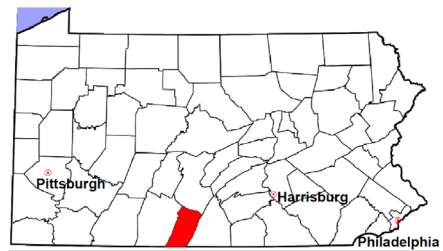


Fulton County

2024 Population estimate: 14,452

Class of County: 8th

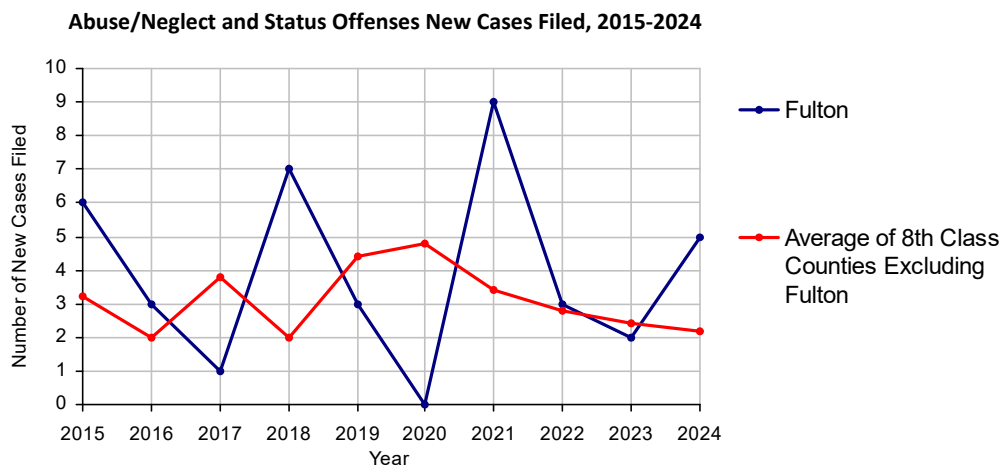
No. of Common Pleas Court Judgeships: 5
(Fulton and Franklin combined)



2024 Juvenile Dependency - Petitions Pending Adjudication

	Abuse/ Neglect	Status Offenses	Total
Cases Pending 1/1/2024	0	0	0
New Petitions Filed in 2024	5	0	5
Other	0	0	0
Total Petitions Available for Processing	5	0	5
Processed by:			
Adjudicated Dependent			
Judge	2	0	2
Juvenile Court Hearing Officer	0	0	0
Adjudicated NOT Dependent			
Judge	1	0	1
Juvenile Court Hearing Officer	0	0	0
Withdrawn/Transferred	0	0	0
Dismissed/Other	0	0	0
Total Petitions Processed	3	0	3
Cases Pending 12/31/2024	2	0	2

Data provided by Common Pleas Case Management System

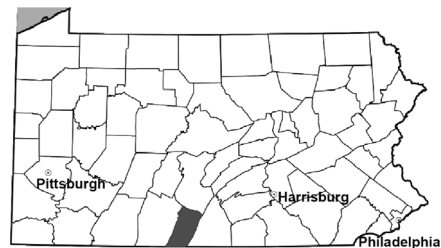


Fulton County

2024 Population estimate: 14,452

Class of County: 8th

No. of Common Pleas Court Judgeships: 5
(Fulton and Franklin combined)



2024 Juvenile Dependency - Adjudicated Dependent Inventory

	Abuse/ Neglect	Status Offenses	Total
Cases Pending 1/1/2024	7	1	8
New Adjudicated Dependent Cases	2	0	2
Other	0	0	0
Total Adjudicated Dependent Cases	9	1	10

Court Supervision Terminated:

Family Reunification	1	25.0%	0	1	25.0%
Adoption	2	50.0%	0	2	50.0%
Placement with a Relative/Guardian	1	25.0%	0	1	25.0%
Aged Out	0		0	0	
Other Permanency Outcomes*	0		0	0	
Other**	0		0	0	
Total Adjudicated Dependent Cases Terminated	4	100.0%	0	100.0%	4
Cases Pending 12/31/2024	5		1		6

Data provided by Common Pleas Case Management System

* Other Permanency Outcomes include: adjudicated delinquent, death due to natural causes, emancipation, permanent living arrangement, and parent has come forward.

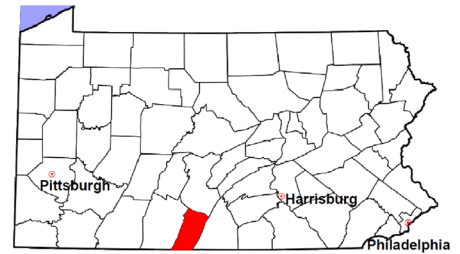
** Other includes cases where court supervision is terminated due to transfer out of jurisdiction, withdrawal and administrative closure.

Fulton County

2024 Population estimate: 14,452

Class of County: 8th

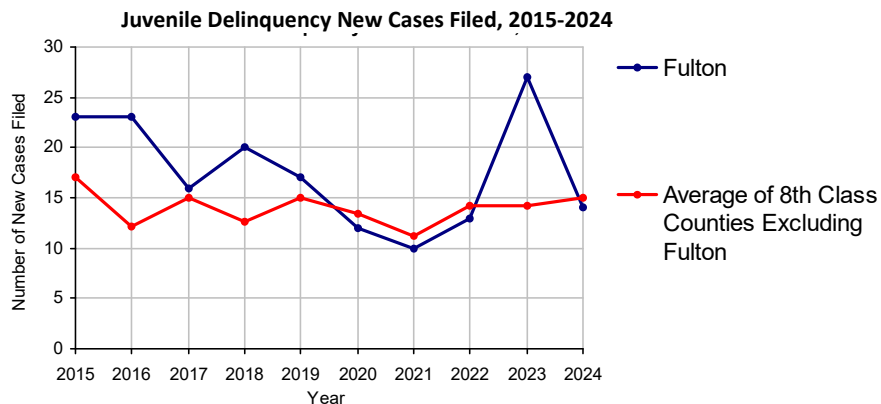
No. of Common Pleas Court Judgeships: 5
(Fulton and Franklin combined)



2024 Juvenile Delinquency - Cases Pending Disposition

Begin Pending	14
New Cases	14
Consent Decree Revoked	0
Informal Adjustment Program Revoked	0
Alternative Program Revoked	0
Warrant Returned	0
Other	0
Total Cases Available for Disposition	28
Warrant Issued	0
Disposed by:	
Adjudicated Delinquent by a Judge	8
Adjudicated Delinquent by a Juvenile Court Hearing Officer	0
Consent Decree Entered	7
Informal Adjustment Program Entered	0
Warned and Counseled (Pre-Petition)	0
Dismissed/Withdrawn/Transferred	2
Transferred to Criminal Court	1
Other	3
Total Cases Disposed	21
End Pending	7

Data provided by Common Pleas Case Management System



Fulton County

2024 Population: 14,452
Class of County: 8th
No. of Common Pleas Judgeships: 5
(Fulton and Franklin combined)

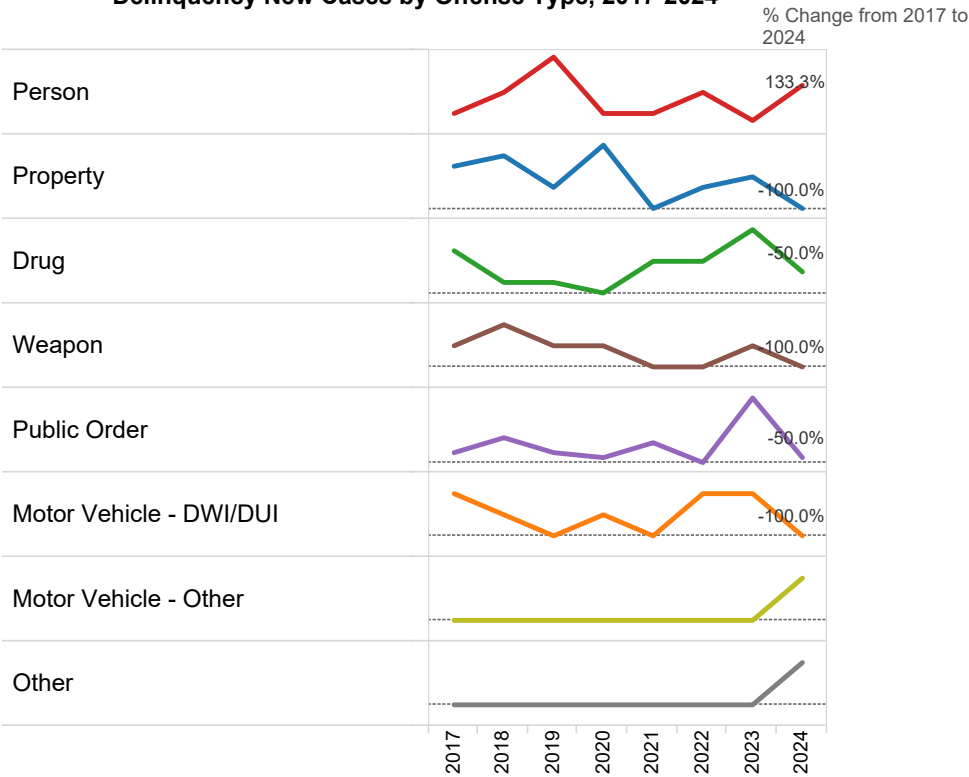


2024 Delinquency - New Cases by Offense Type

Case Type	Felony	Misdemeanor	Summary	Total	
Person	3	4	0	7	50.0%
Property	0	0	0	0	0.0%
Drug	0	2	0	2	14.3%
Weapon	0	0	0	0	0.0%
Public Order	0	1	0	1	7.1%
Motor Vehicle - DWI/DUI	0	0	0	0	0.0%
Motor Vehicle - Other	0	0	2	2	14.3%
Other	0	0	2	2	14.3%
Total	3	7	4	14	100.0%
	21.4%	50.0%	28.6%	100.0%	

Data provided by Common Pleas Case Management System

Delinquency New Cases by Offense Type, 2017-2024

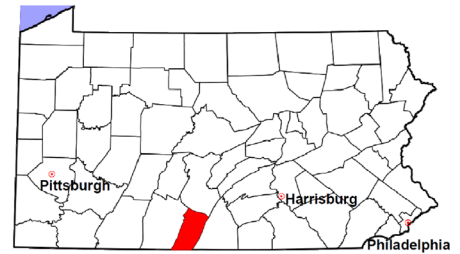


Fulton County

2024 Population estimate: 14,452

Class of County: 8th

No. of Common Pleas Court Judgeships: 5
(Fulton and Franklin combined)



2024 Juvenile Delinquency - Formal Dispositions

Begin Pending	27
Adjudicated Delinquent by a Judge	8
Adjudicated Delinquent by a Juvenile Court Hearing Officer	0
Warrant Returned	0
Other	0
Total Adjudicated Delinquent Cases	35
Warrant Issued	0
Court Supervision Terminated:	
Conditions Satisfied	3
Compelling Reasons	7
Reached Age 21	5
Transferred to Another Juvenile Court	0
Other	0
Total Adjudicated Delinquent Cases Terminated	15
End Pending	20

(R) - Revised

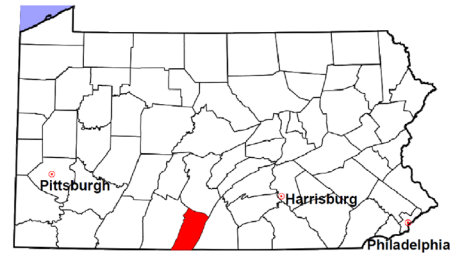
Data provided by Common Pleas Case Management System

Fulton County

2024 Population estimate: 14,452

Class of County: 8th

No. of Common Pleas Court Judgeships: 5
(Fulton and Franklin combined)



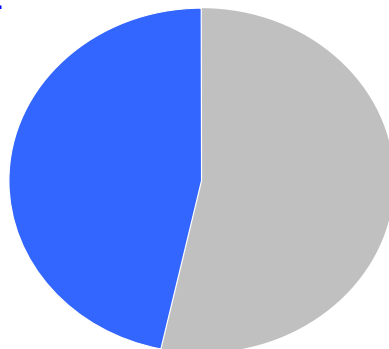
2024 Juvenile Delinquency - Informal Dispositions

Pending Consent Decrees	5
Pending Informal Adjustments	0
New Consent Decrees	7
New Informal Adjustments	0
Warrant Returned	0
Other	0
Cases Informally Disposed	12
Warrant Issued	0
Terminated by:	
Consent Decree Completed	11
Informal Adjustment Completed	0
Consent Decree Revoked	0
Informal Adjustment Program Revoked	0
Other	0
Total Informally Disposed Cases Terminated	11
End Pending	1

(R) - Revised

Data provided by Common Pleas Case Management System

Informal Dispositions: **47%**



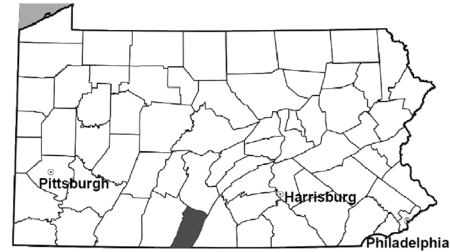
Delinquency Cases are disposed either formally, at a proceeding held before a judge or hearing officer, or informally without a proceeding. Informal dispositions include informal adjustments supervised by a juvenile probation officer; consent decrees agreed upon with the District Attorney after a petition is filed; or other pre-petition process by the juvenile probation department.

Fulton County

2024 Population estimate: 14,452

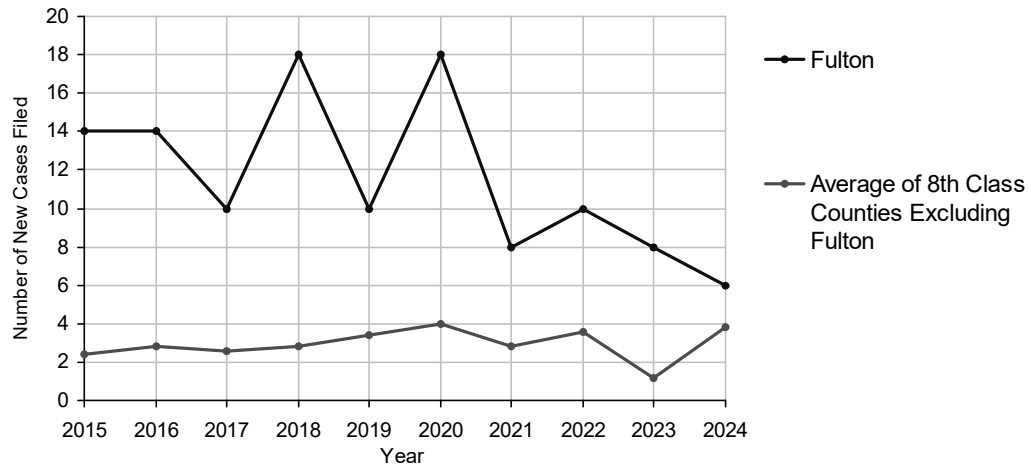
Class of County: 8th

No. of Common Pleas Court Judgeships: 5
(Fulton and Franklin combined)



2024 Accounts	No. of Cases	
Cases Pending 1/1/2024	2	
New Cases Filed in 2024	6	
Cases Available for Processing	8	
Processed By:		
Contested before a Judge	0	
Contested before a Non-Judicial Officer	0	
Uncontested	6	100.0%
Other	0	
Cases Processed	6	100.0%
Cases Pending 12/31/2024	2	

Accounts New Cases Filed, 2015-2024

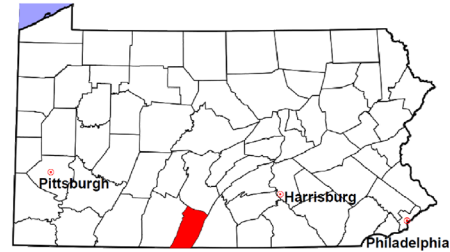


Fulton County

2024 Population estimate: 14,452

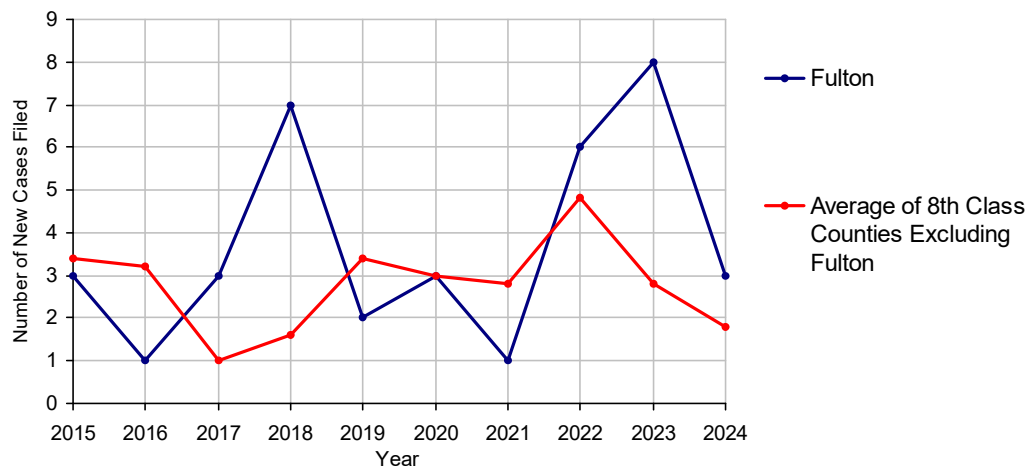
Class of County: 8th

No. of Common Pleas Court Judgeships: 5
(Fulton and Franklin combined)



2024 Adoptions		No. of Cases
Cases Pending 1/1/2024		6
New Cases Filed in 2024		3
Cases Available for Processing		9
Processed By:		
Contested before a Judge	Granted	0
	Denied	0
Uncontested	Granted	3 100.0%
	Denied	0
Other		0
Cases Processed		3 100.0%
Cases Pending 12/31/2024		6

Adoptions New Cases Filed, 2015-2024

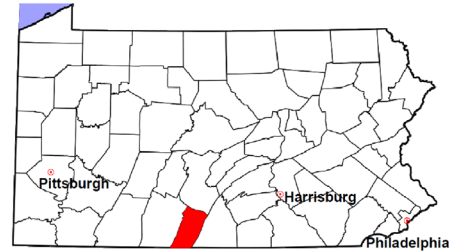


Fulton County

2024 Population estimate: 14,452

Class of County: 8th

No. of Common Pleas Court Judgeships: 5
(Fulton and Franklin combined)



2024 Relinquishments/Terminations

No. of
Cases

Cases Pending 1/1/2024

6

New Cases Filed in 2024

2

Cases Available for Processing

8

Processed By:

Contested before a Judge

0

Uncontested

1

100.0%

Other

0

Cases Processed

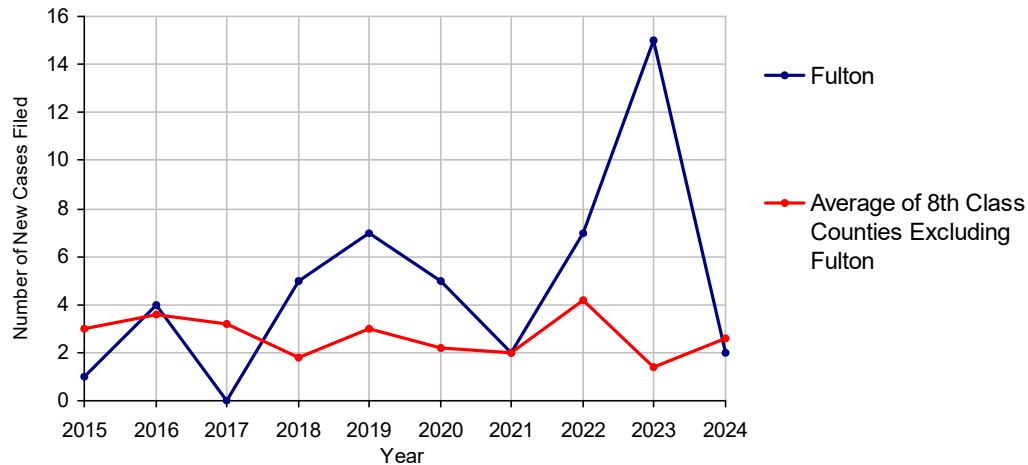
1

100.0%

Cases Pending 12/31/2024

7

Relinquishments/Terminations New Cases Filed, 2015-2024

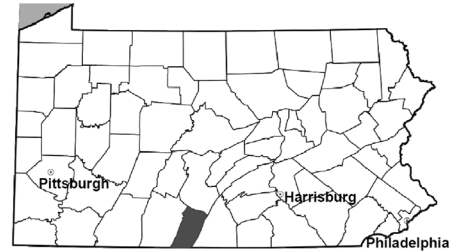


Fulton County

2024 Population estimate: 14,452

Class of County: 8th

No. of Common Pleas Court Judgeships: 5
(Fulton and Franklin combined)



2024 Appointment of Guardians

**No. of
Cases**

Cases Pending 1/1/2024

6

New Cases Filed in 2024

1

Cases Available for Processing

7

Processed By:

Contested before a Judge

0

Uncontested

0

Other

1 100.0%

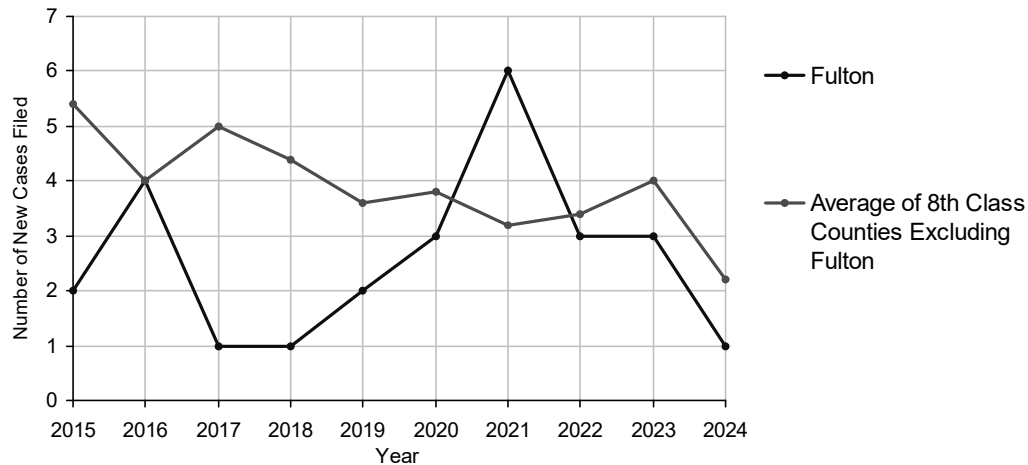
Cases Processed

1 100.0%

Cases Pending 12/31/2024

6

Appointment of Guardians New Cases Filed, 2015-2024

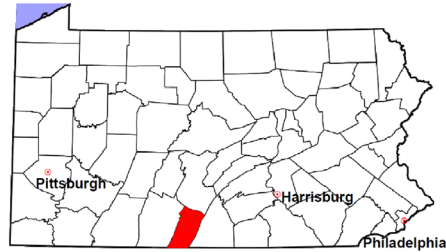


Fulton County

2024 Population estimate: 14,452

Class of County: 8th

No. of Common Pleas Court Judgeships: 5
(Fulton and Franklin combined)



2024 Jury Yield and Utilization

Jury Yield

Qualification Questionnaires/Summonses Mailed:	720	A		
Returned Undeliverable:	46	B	6.4%	Of Qualification Questionnaires/ Summonses Mailed
Not Responded to:	81	C	11.3%	
the Number of Prospective Jurors:				
Disqualified:	40	D	5.6%	
Exempted:	14	E	1.9%	
Excused:	172	F	23.9%	
Deferred to New Term:	51	G	7.1%	
Deferred from Previous Term:	46	H	6.4%	
Total Number of Qualified Jurors Available for Service:	362	I	50.3%	
$I=A-B-C-D-E-F-G+H$				

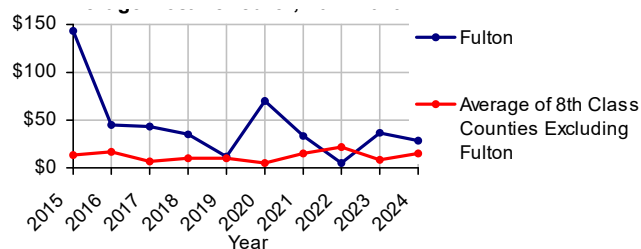
Jury Utilization

the Number of Jurors:				
Reporting for Service:	206		56.9%	Of Jurors Qualified and Available
Told Not to Report for Service:	94		26.0%	
Sent to Courtroom for Jury Selection (Voir Dire):	630		305.8%	Of Jurors Reporting for Service
Impaneled or Sworn (jurors/alternates):	100		48.5%	
Removed for Cause/Hardship:	65			
Removed by Peremptory Challenge:	106			
Number of Jury Trials Started:	5			
Pool Days:	3			
Zero Panel Days:	0			(Of Pool Days)

Jury Costs

Total Annual Budget for Juror Operations:	\$20,578.00	J
Average Cost Per Juror:	\$28.58	K
$K = J/A$		

Average Cost Per Juror, 2015-2024



DEPARTMENT OF RESEARCH & STATISTICS

KIM NIEVES, PH.D.

DIRECTOR

ANDREW GINDER, MPA

ASSISTANT DIRECTOR

YAN LIU, M.S.

SENIOR STATISTICAL ANALYST

SASANKA ADIKARI, PH.D

DATA SCIENTIST

AMANDA PEREIRA

RESEARCH ASSISTANT