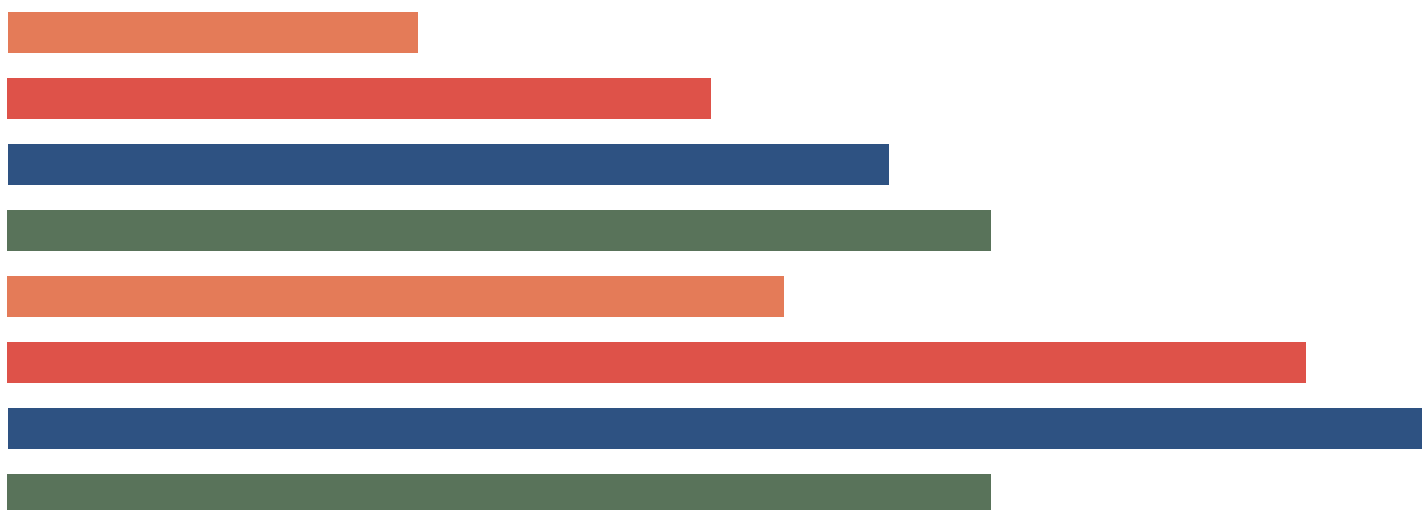
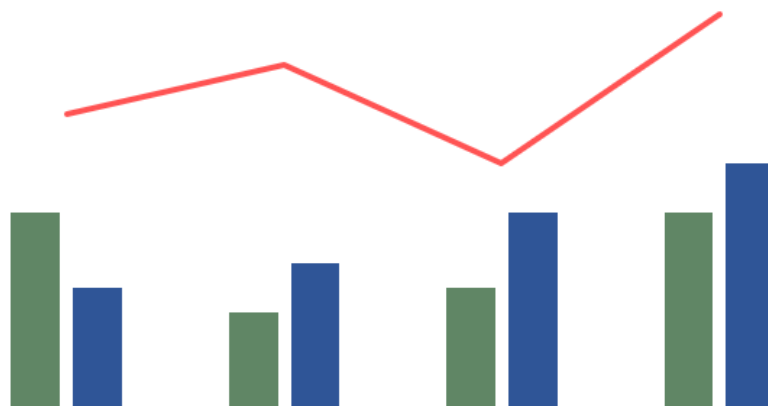
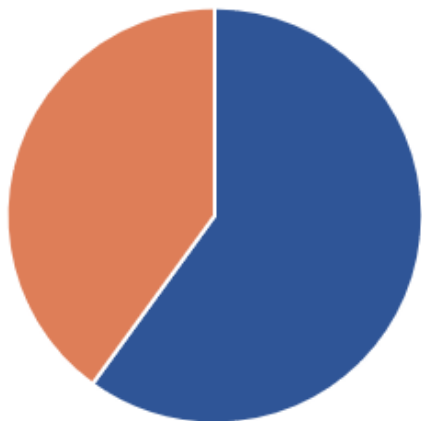


# 2024 Westmoreland County

Court of Common Pleas  
Caseload Statistics for





We are pleased to provide you with a copy of the 2024 County Caseload Display pages. They can also be viewed on the AOPC webpage at [www.pacourts.us](http://www.pacourts.us) in the *News & Statistics* section under *Research & Statistics*.

Should you have any questions or comments, please do not hesitate to contact me at 717.231.3300.

Sincerely,

A handwritten signature in black ink, appearing to read 'Sasanka', is written over a horizontal line.

Sasanka Adikari, Ph.D.  
Data Scientist  
Department of Research and Statistics



# Table of Contents

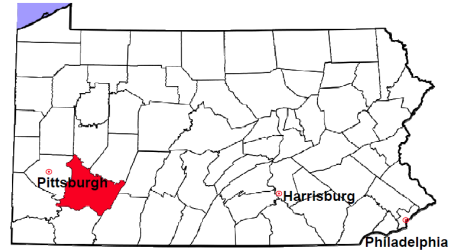
CPCMS Criminal .....	Page 1
CPCMS Criminal - New Cases by Case Type.....	Page 2
Civil.....	Page 3
Civil - Docketed Cases Listed by Case Type.....	Page 4
Protection From Abuse .....	Page 5
Spousal & Child Support and Paternity .....	Page 6
Custody/Partial Custody/Visitation.....	Page 7
Divorce .....	Page 8
Juvenile Dependency - Active Dependent Inventory .....	Page 9
Juvenile Dependency - Adjudicated Dependent Inventory .....	Page 10
Juvenile Delinquency - Cases Pending Disposition.....	Page 11
Juvenile Delinquency - New Cases by Case Type .....	Page 12
Juvenile Delinquency - Formal Dispositions .....	Page 13
Juvenile Delinquency - Informal Dispositions .....	Page 14
Accounts.....	Page 15
Adoptions.....	Page 16
Relinquishments/Terminations .....	Page 17
Appointment of Guardians .....	Page 18
Jury Yield and Utilization .....	Page 19
Treatment Courts.....	Pages 20-21

# Westmoreland County

2024 Population estimate: 350,935

Class of County: 3rd

No. of Common Pleas Court Judgeships: 11



## 2024 Criminal No. of Cases

Cases Pending 1/1/2024	2,991
New Cases Filed in 2024	4,354
Reopened Cases	387
<b>Cases Available for Processing</b>	<b>7,732</b>

### Processed by:

Withdrawn/Dismissed	342	6.7%
Diversionsary Disposition*	866	16.9%
Guilty Plea	3,403	66.4%
Non-Jury Trial	58	1.1%
Jury Trial	46	0.9%
Inactive	370	7.2%
Other	40	0.8%
<b>Total Cases Processed</b>	<b>5,125</b>	<b>100.0%</b>

**Cases Pending 12/31/2024** **2,607**

Cases Awaiting Sentencing 98

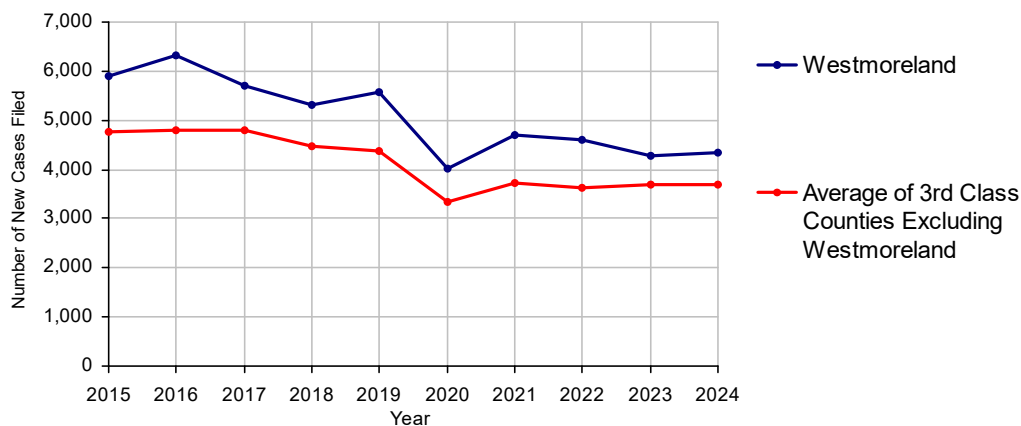
Data provided by Common Pleas Case Management System

\* Includes other diversionary programs such as Veterans Court.

### Age of Pending Cases as of 12/31/2024

0-60 Days	624	23.9%
61-120 Days	386	14.8%
121-180 Days	256	9.8%
181-240 Days	200	7.7%
241-300 Days	176	6.8%
301-360 Days	184	7.1%
Over 360 Days	781	30.0%
<b>Total</b>	<b>2,607</b>	<b>100.0%</b>

**Criminal New Cases, 2015-2024**



Westmoreland County

2024 Population: 350,935  
Class of County: 3rd  
No. of Common Pleas Judgeships: 11

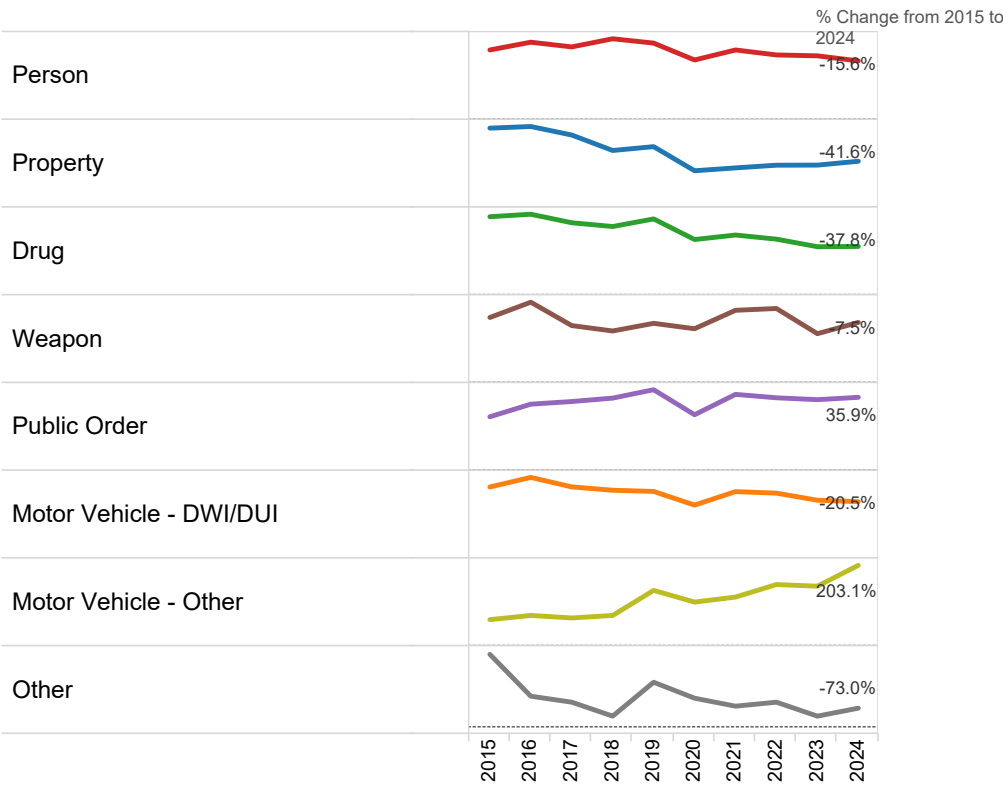


2024 Criminal - New Cases by Offense Type

Case Type	Felony	Misdemeanor	Summary	Total	
Person	342	310	2	654	15.0%
Property	523	590	11	1,124	25.8%
Drug	188	630	0	818	18.8%
Weapon	116	19	0	135	3.1%
Public Order	132	339	2	473	10.9%
Motor Vehicle - DWI/DUI	75	968	0	1,043	24.0%
Motor Vehicle - Other	5	89	3	97	2.2%
Other	10	0	0	10	0.2%
Total	1,391	2,945	18	4,354	100.0%
	31.9%	67.6%	0.4%	100.0%	

Data provided by Common Pleas Case Management System

Criminal New Cases by Offense Type, 2015-2024

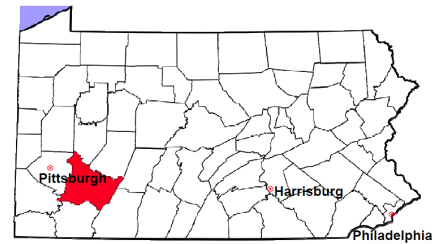


# Westmoreland County

2024 Population estimate: 350,935

Class of County: 3rd

No. of Common Pleas Court Judgeships: 11

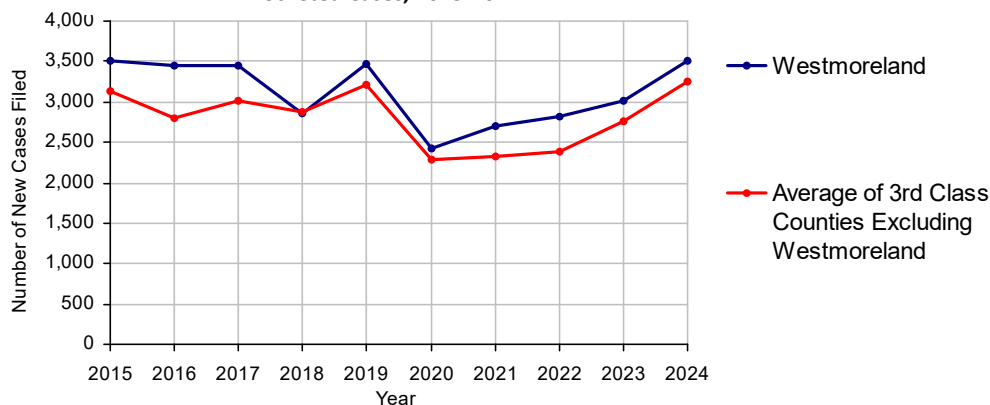


2024 Civil	Civil Action	Other	Total
Cases Pending 1/1/2024	2,289	6,561	8,850
Docketed Cases	2,236	1,266	3,502
Arbitration Appeals	22	2	24
Transferred In	0	0	0
Returned to Active	0	0	0
<b>Cases Available for Processing</b>	<b>4,547</b>	<b>7,829</b>	<b>12,376</b>
Processed By:			
Default Judgments	634	543	1,177
<b>Cases Decided by Arbitration Board</b>	<b>80</b>	<b>0</b>	<b>80</b>
Dispositive Motions	276	231	507
<b>Settlements</b>	<b>435</b>	<b>199</b>	<b>634</b>
Moved to Inactive Status	0	467	467
<b>Transferred/Withdrawn</b>	<b>49</b>	<b>37</b>	<b>86</b>
Dismissed/Discontinued	384	35	419
<b>Administrative Purge</b>	<b>177</b>	<b>0</b>	<b>177</b>
Other	0	0	0
<b>Jury Trial</b>	<b>2</b>	<b>0</b>	<b>2</b>
Non-Jury Trial	7	0	7
<b>Total Cases Processed</b>	<b>2,044</b>	<b>1,512</b>	<b>3,556</b>
<b>Cases Pending 12/31/2024</b>	<b>2,503</b>	<b>6,317</b>	<b>8,820</b>

## Age of Pending Cases as of 12/31/2024 (Civil Action Only)

0-6 months	891	35.6%
<b>7-12 months</b>	<b>486</b>	<b>19.4%</b>
13-18 months	314	12.5%
<b>19-24 months</b>	<b>293</b>	<b>11.7%</b>
25-30 months	179	7.2%
<b>31-36 months</b>	<b>92</b>	<b>3.7%</b>
37-42 months	65	2.6%
<b>43-48 months</b>	<b>42</b>	<b>1.7%</b>
49-54 months	33	1.3%
<b>55-60 months</b>	<b>20</b>	<b>0.8%</b>
61-66 months	24	1.0%
<b>67-72 months</b>	<b>15</b>	<b>0.6%</b>
Over 72 months	49	2.0%
<b>Total</b>	<b>2,503</b>	<b>100.0%</b>

Docketed Cases, 2015-2024



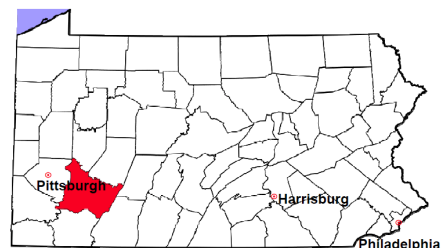


# Westmoreland County

2024 Population estimate: 350,935

Class of County: 3rd

No. of Common Pleas Court Judgeships: 11



## 2024 Civil - Docketed Cases Listed by Case Type

### TORT 355 10.1%

*(does not include mass tort)*

Intentional	4
Malicious Prosecution	1
Motor Vehicle	207
Nuisance	5
Premise Liability	66
Product Liability	2
Slander/Libel/Defamation	7
Other	63

### MASS TORT 3 0.1%

Asbestos	0
Tobacco	0
Toxic Tort - DES	0
Toxic Tort - Implant	0
Toxic Waste	0
Other	3

### PROFESSIONAL LIABILITY 30 0.9%

Dental	1
Legal	0
Medical Malpractice	26
Other	3

### CONTRACT 1,735 49.5%

*(does not include judgments)*

Buyer Plaintiff	16
Debt Collection: Credit Card	1,066
Debt Collection: Other	511
Employment Dispute: Discrimination	3
Employment Dispute: Other	11
Other	128

#### Of the Docketed Cases:

Pro Se Filings: 0      Class Action Suits: 0      MDJ Appeals: 240 6.9%

\*Civil Other

### REAL PROPERTY 899 25.7%

Ejectment*	84
Eminent Domain/Condemnation*	34
Ground Rent	0
Landlord/Tenant Dispute	113
Mortgage Foreclosure:	
Residential*	417
Commercial*	9
Partition of Real Property*	17
Quiet Title*	46
Other*	179

### CIVIL APPEALS 243 6.9%

*- Administrative Agencies*

Board of Assessment*	71
Board of Elections*	0
Dept. of Transportation*	125
Zoning Board*	3
Statutory Appeal - Other*	20
Other*	24

### MISCELLANEOUS 237 6.8%

Common Law/	
Statutory Arbitration*	0
Declaratory Judgment*	13
Mandamus*	0
Non-Domestic Relations	
Restraining Order*	22
Quo Warranto*	0
Replevin*	0
Other*	202

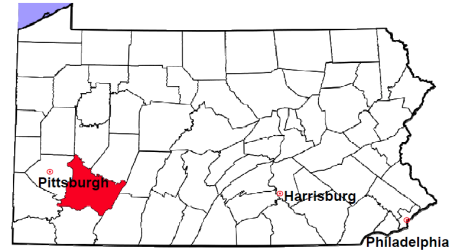
### TOTAL DOCKETED CASES: 3,502 100.0%

# Westmoreland County

2024 Population estimate: 350,935

Class of County: 3rd

No. of Common Pleas Court Judgeships: 11



## 2024 Protection From Abuse

**No. of  
Petitions**

Cases Pending 1/1/2024

167

New Cases Filed in 2024

930

*Of these, Petitions Requesting Temporary Orders: 930 (100.0%)*

*Temporary Orders DENIED: 126 (13.5%), Temporary Orders GRANTED: 804 (86.5%)*

### Cases Available for Processing

**1,097**

Processed By:

Temporary Order DENIED After Ex Parte Hearing and No Evidentiary Hearing Scheduled	126	13.9%
Temporary Order DISMISSED After Evidentiary Hearing and No Final Order Entered	88	9.7%
Final Order DENIED After Evidentiary Hearing Before a Judge or a Judicial Officer	0	
Final Order GRANTED After Evidentiary Hearing Before a Judge or a Judicial Officer	193	21.3%
Plaintiff Did Not Appear For Evidentiary Hearing	202	22.3%
Final Order by STIPULATION OR AGREEMENT Between the Parties	84	9.3%
Petition WITHDRAWN by Plaintiff	213	23.5%
TRANSFERRED to Another Jurisdiction	0	
Other	0	

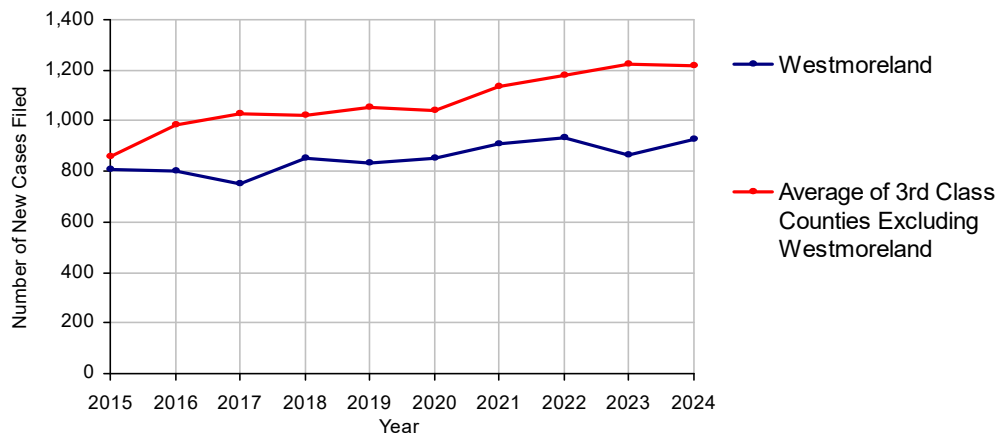
### Cases Processed

**906 100.0%**

### Cases Pending 12/31/2024

**191**

PFA New Cases Filed, 2015-2024

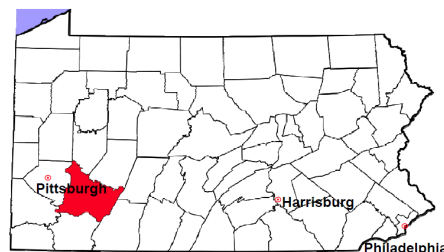


# Westmoreland County

2024 Population estimate: 350,935

Class of County: 3rd

No. of Common Pleas Court Judgeships: 11



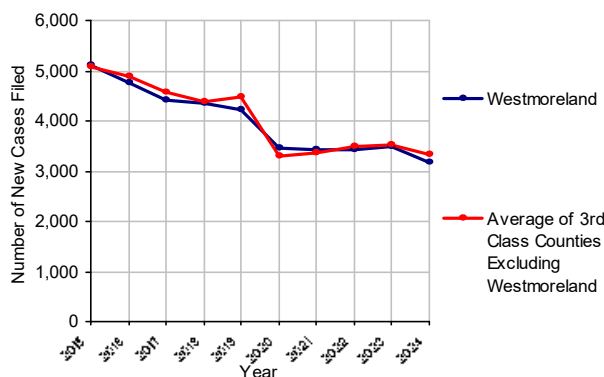
2024 Spousal & Child Support	No. of Petitions
Cases Pending 1/1/2024	458
New Cases Filed in 2024	3,173
Dockets Transferred In (+)	46
Dockets Transferred Out (-)	48
<b>Cases Available for Processing</b>	<b>3,629</b>
Processed By:	
Judge	2 0.1%
Intake Officer	3,010 94.8%
Hearing Officer	164 5.2%
Other	0
<b>Cases Processed</b>	<b>3,176 100.0%</b>
<b>Cases Pending 12/31/2024</b>	<b>453</b>

Data provided by PACSES

2024 Paternity	No. of Cases
<b>Acknowledgements Filed:</b>	
Non-Domestic Relations Section	280 83.8%
During Conference	54 16.2%
Non-Stipulated (post genetic test)	0
Pre-Trial Conference	0
<b>Total</b>	<b>334 100.0%</b>
<b>Established:</b>	
Stipulated by Genetic Tests	53 46.5%
Default - Father Failed to Appear	11 9.6%
Adjudication by Court Proceeding	0
Out of State	50 43.9%
<b>Total</b>	<b>114 100.0%</b>
<b>Cases Pending 12/31/2024</b>	<b>72</b>

Data provided by PACSES

Spousal & Child Support New Cases Filed, 2015-2024



## DEFINITIONS:

### ACKNOWLEDGEMENTS FILED:

**NON-DOMESTIC RELATIONS SECTION:** The voluntary Acknowledgement of Paternity by the alleged father.

**DURING CONFERENCE:** The alleged father signed the Acknowledgement of Paternity-Waiver of Trial (PE-010) at the initial child support conference.

**NON-STIPULATED (POST GENETIC TEST):** The alleged father signed the Acknowledgement of Paternity-Waiver of Trial after genetic tests were conducted and resulted in the alleged father being determined to be the biological father.

**PRE-TRIAL CONFERENCE:** The alleged father signed the Acknowledgement of Paternity-Waiver of Trial at the pre-trial conference.

### ESTABLISHED:

**STIPULATED BY GENETIC TESTS:** The alleged father requested genetic tests and signed a stipulation that if the test results had a 99% or higher probability of paternity then the alleged father would be stipulated as the biological father of the child.

**DEFAULT - FATHER FAILED TO APPEAR:** The alleged father failed to appear after being served for either a support conference, hearing, or genetic test and a default paternity order was entered by the court.

**ADJUDICATION BY COURT PROCEEDING:** The alleged father was determined to be the biological father of the child through a court proceeding.

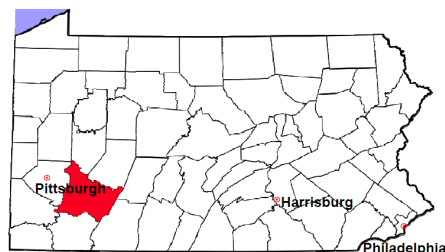
**OUT OF STATE:** Paternity was established in another state, "Out of state only".

# Westmoreland County

2024 Population Estimate: 350,935

Class of County: 3rd

No. of Common Pleas Court Judgeships: 11



## 2024 Custody/Partial Custody/Visitation

No. of  
Petitions

Cases Pending 1/1/2024

528

New Cases Filed in 2024

705

**Cases Available for Processing**

**1,233**

Processed By:

Judge

194

28.0%

Non-Judicial Officer

412

59.5%

Administrative Review/Purge

0

Other

86

12.4%

**Cases Processed**

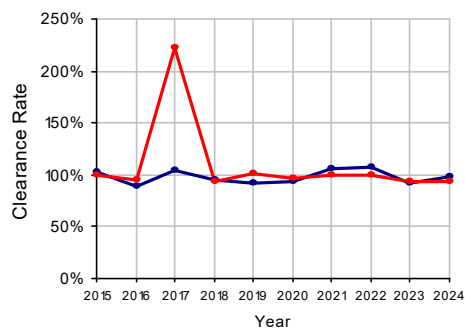
**692**

**100.0%**

**Cases Pending 12/31/2024**

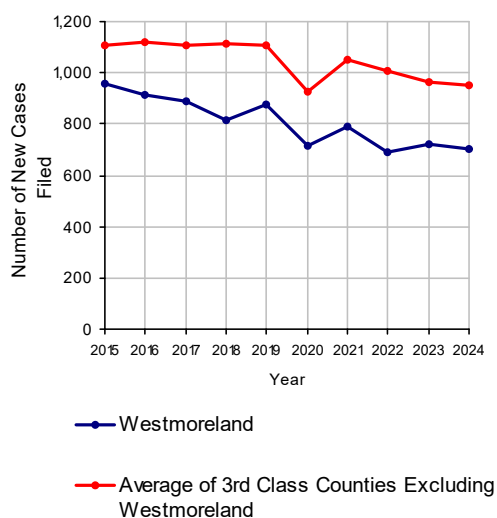
**541**

Clearance Rate, 2015-2024

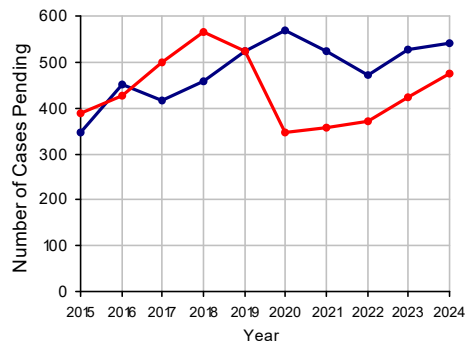


Note: Clearance Rate = Cases Processed / New Cases Filed

Custody/Partial Custody/Visitation New Cases Filed, 2015-2024



Cases Pending at the End of Year, 2015-2024

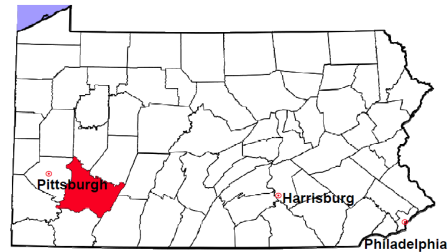


# Westmoreland County

2024 Population estimate: 350,935

Class of County: 3rd

No. of Common Pleas Court Judgeships: 11



## 2024 Divorce

### No. of Petitions

Cases Pending 1/1/2024

2,704

New Cases Filed in 2024

778

**Cases Available for Processing**

**3,482**

Processed By:

Contested Before a Judge

0

Contested Before a Non-Judicial Officer

0

Uncontested

676

95.3%

Administrative Review/Purge

0

Other

33

4.7%

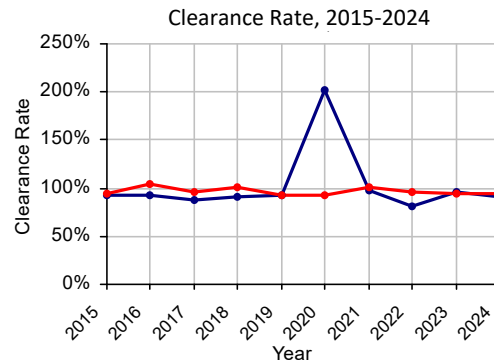
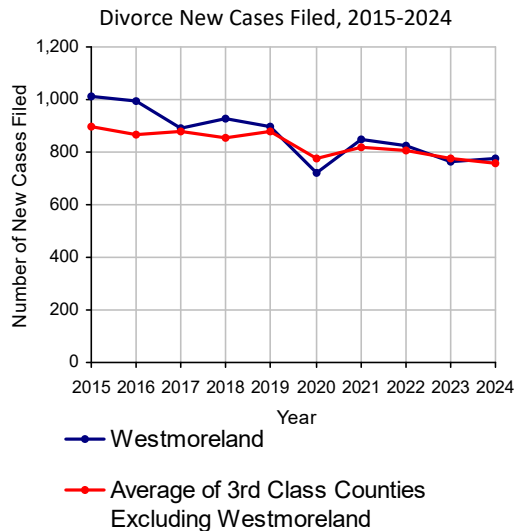
**Cases Processed**

**709**

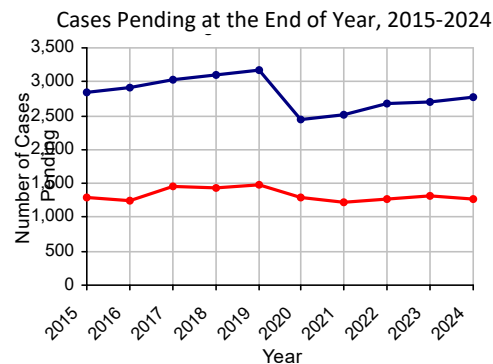
**100.0%**

**Cases Pending 12/31/2024**

**2,773**



Note: Clearance Rate = Cases Processed / New Cases Filed

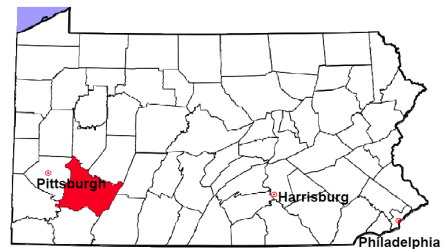


# Westmoreland County

2024 Population estimate: 350,935

Class of County: 3rd

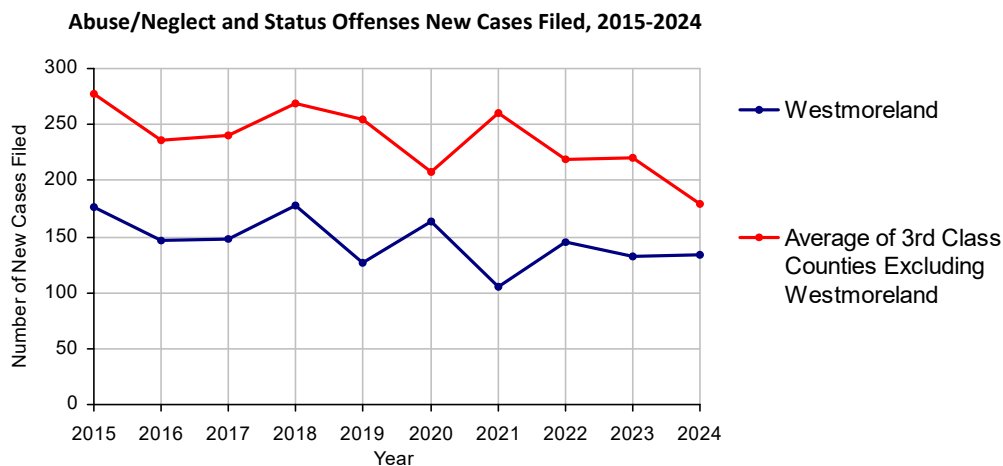
No. of Common Pleas Court Judgeships: 11



## 2024 Juvenile Dependency - Petitions Pending Adjudication

	Abuse/ Neglect	Status Offenses	Total
Cases Pending 1/1/2024	25	4	29
New Petitions Filed in 2024	130	4	134
Other	12	1	13
<b>Total Petitions Available for Processing</b>	<b>167</b>	<b>9</b>	<b>176</b>
Processed by:			
Adjudicated Dependent			
Judge	14	0	14
Juvenile Court Hearing Officer	101	8	109
Adjudicated NOT Dependent			
Judge	0	0	0
Juvenile Court Hearing Officer	5	0	5
Withdrawn/Transferred	19	1	20
Dismissed/Other	3	0	3
<b>Total Petitions Processed</b>	<b>142</b>	<b>9</b>	<b>151</b>
<b>Cases Pending 12/31/2024</b>	<b>25</b>	<b>0</b>	<b>25</b>

Data provided by Common Pleas Case Management System

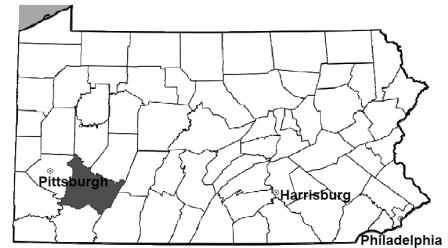


# Westmoreland County

2024 Population estimate: 350,935

Class of County: 3rd

No. of Common Pleas Court Judgeships: 11



## 2024 Juvenile Dependency - Adjudicated Dependent Inventory

	Abuse/ Neglect	Status Offenses	Total
Cases Pending 1/1/2024	244	10	254
New Adjudicated Dependent Cases	115	8	123
Other	11	0	11
<b>Total Adjudicated Dependent Cases</b>	<b>370</b>	<b>18</b>	<b>388</b>

### Court Supervision Terminated:

Family Reunification	38	28.1%	0	38	27.3%
Adoption	37	27.4%	0	37	26.6%
Placement with a Relative/Guardian	45	33.3%	1 25.0%	46	33.1%
Aged Out	12	8.9%	2 50.0%	14	10.1%
Other Permanency Outcomes*	0		1 25.0%	1	0.7%
Other**	3	2.2%	0	3	2.2%

<b>Total Adjudicated Dependent Cases Terminated</b>	<b>135</b>	<b>100.0%</b>	<b>4</b>	<b>100.0%</b>	<b>139</b>	<b>100.0%</b>
<b>Cases Pending 12/31/2024</b>	<b>235</b>		<b>14</b>		<b>249</b>	

Data provided by Common Pleas Case Management System

\* Other Permanency Outcomes include: adjudicated delinquent, death due to natural causes, emancipation, permanent living arrangement, and parent has come forward.

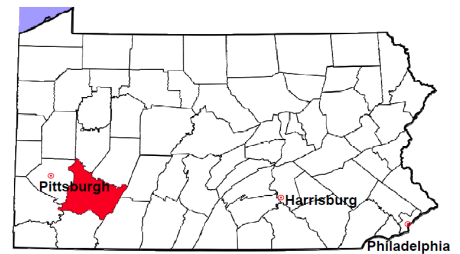
\*\* Other includes cases where court supervision is terminated due to transfer out of jurisdiction, withdrawal and administrative closure.

# Westmoreland County

2024 Population estimate: 350,935

Class of County: 3rd

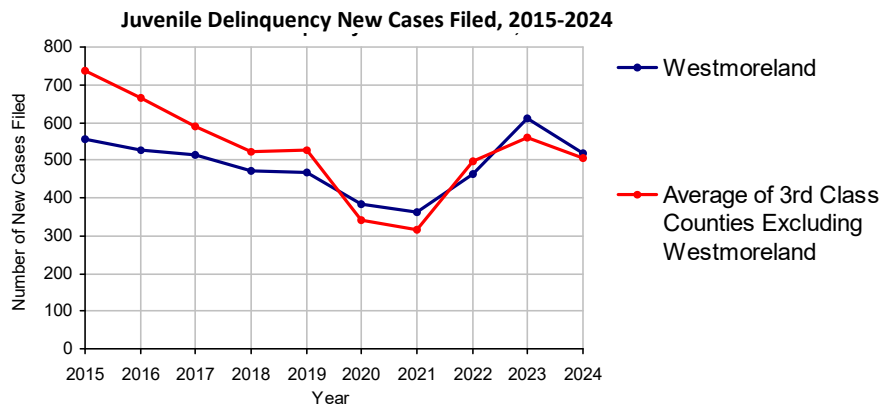
No. of Common Pleas Court Judgeships: 11



## 2024 Juvenile Delinquency - Cases Pending Disposition

<b>Begin Pending</b>	<b>268</b>
<b>New Cases</b>	<b>516</b>
Consent Decree Revoked	12
Informal Adjustment Program Revoked	0
Alternative Program Revoked	0
<b>Warrant Returned</b>	<b>25</b>
Other	33
<b>Total Cases Available for Disposition</b>	<b>854</b>
<b>Warrant Issued</b>	<b>22</b>
<b>Disposed by:</b>	
Adjudicated Delinquent by a Judge	121
Adjudicated Delinquent by a Juvenile Court Hearing Officer	43
Consent Decree Entered	124
Informal Adjustment Program Entered	84
Warned and Counseled (Pre-Petition)	0
Dismissed/Withdrawn/Transferred	278
Transferred to Criminal Court	0
Other	20
<b>Total Cases Disposed</b>	<b>670</b>
<b>End Pending</b>	<b>162</b>

Data provided by Common Pleas Case Management System





# Westmoreland County

2024 Population: 350,935  
 Class of County: 3rd  
 No. of Common Pleas Judgeships: 11

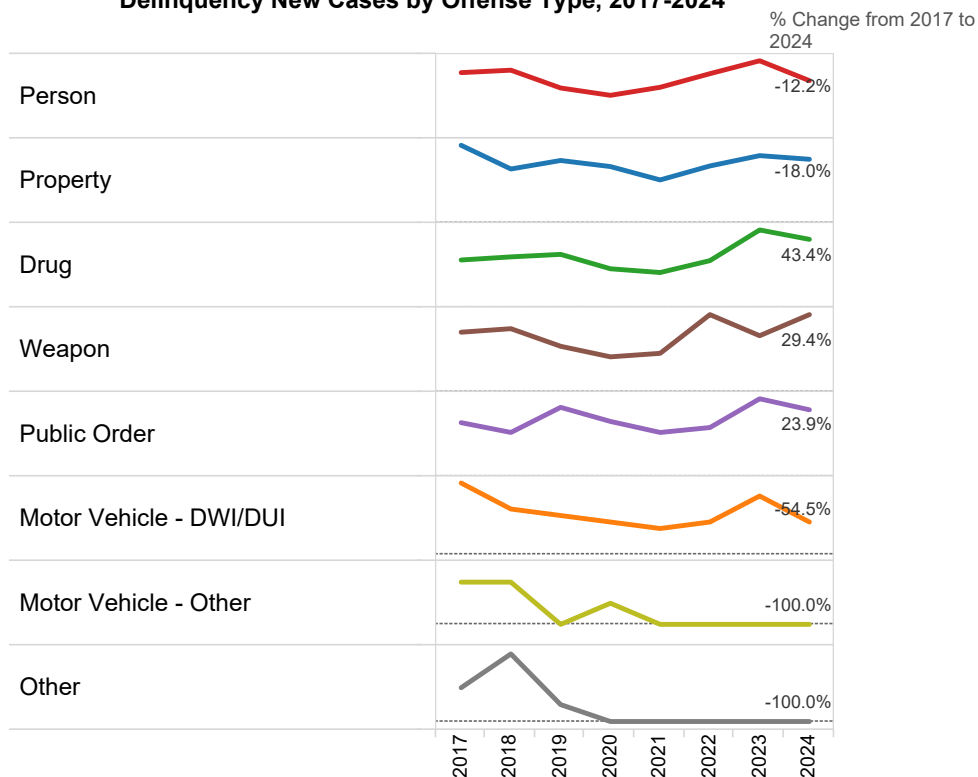


## 2024 Delinquency - New Cases by Offense Type

Case Type	Felony	Misdemeanor	Summary	Total	
Person	48	118	0	166	32.2%
Property	44	61	0	105	20.3%
Drug	6	103	0	109	21.1%
Weapon	6	16	0	22	4.3%
Public Order	9	43	57	109	21.1%
Motor Vehicle - DWI/DUI	0	5	0	5	1.0%
Motor Vehicle - Other	0	0	0	0	0.0%
Other	0	0	0	0	0.0%
Total	113	346	57	516	100.0%
	21.9%	67.1%	11.0%	100.0%	

Data provided by Common Pleas Case Management System

## Delinquency New Cases by Offense Type, 2017-2024

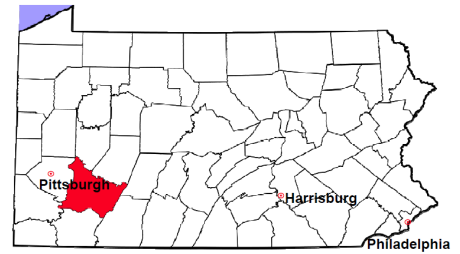


# Westmoreland County

2024 Population estimate: 350,935

Class of County: 3rd

No. of Common Pleas Court Judgeships: 11



---

## 2024 Juvenile Delinquency - Formal Dispositions

---

<b>Begin Pending</b>	<b>163</b>
Adjudicated Delinquent by a Judge	121
Adjudicated Delinquent by a Juvenile Court Hearing Officer	43
Warrant Returned	46
Other	0
<b>Total Adjudicated Delinquent Cases</b>	<b>373</b>
<b>Warrant Issued</b>	<b>51</b>
<b>Court Supervision Terminated:</b>	
Conditions Satisfied	101
Compelling Reasons	2
Reached Age 21	0
Transferred to Another Juvenile Court	1
Other	60
<b>Total Adjudicated Delinquent Cases Terminated</b>	<b>164</b>
<b>End Pending</b>	<b>158</b>

---

(R) - Revised

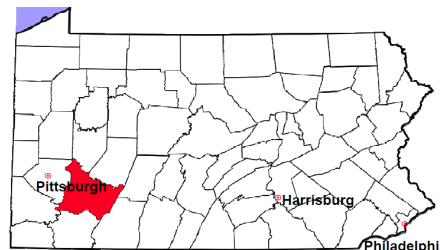
Data provided by Common Pleas Case Management System

# Westmoreland County

2024 Population estimate: 350,935

Class of County: 3rd

No. of Common Pleas Court Judgeships: 11



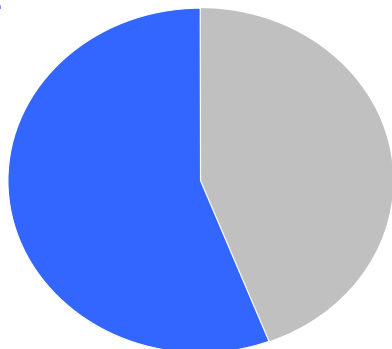
## 2024 Juvenile Delinquency - Informal Dispositions

<b>Pending Consent Decrees</b>	<b>87</b>
<b>Pending Informal Adjustments</b>	<b>23</b>
New Consent Decrees	124
<b>New Informal Adjustments</b>	<b>84</b>
Warrant Returned	0
<b>Other</b>	<b>0</b>
<b>Cases Informally Disposed</b>	<b>318</b>
<b>Warrant Issued</b>	<b>3</b>
<b>Terminated by:</b>	
Consent Decree Completed	134
<b>Informal Adjustment Completed</b>	<b>61</b>
Consent Decree Revoked	12
Informal Adjustment Program Revoked	0
<b>Other</b>	<b>19</b>
<b>Total Informally Disposed Cases Terminated</b>	<b>226</b>
<b>End Pending</b>	<b>89</b>

(R) - Revised

Data provided by Common Pleas Case Management System

Informal  
Dispositions: **56%**



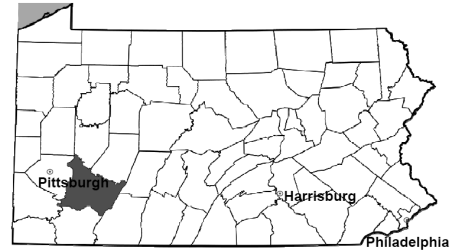
Delinquency Cases are disposed either formally, at a proceeding held before a judge or hearing officer, or informally without a proceeding. Informal dispositions include informal adjustments supervised by a juvenile probation officer; consent decrees agreed upon with the District Attorney after a petition is filed; or other pre-petition process by the juvenile probation department.

# Westmoreland County

2024 Population estimate: 350,935

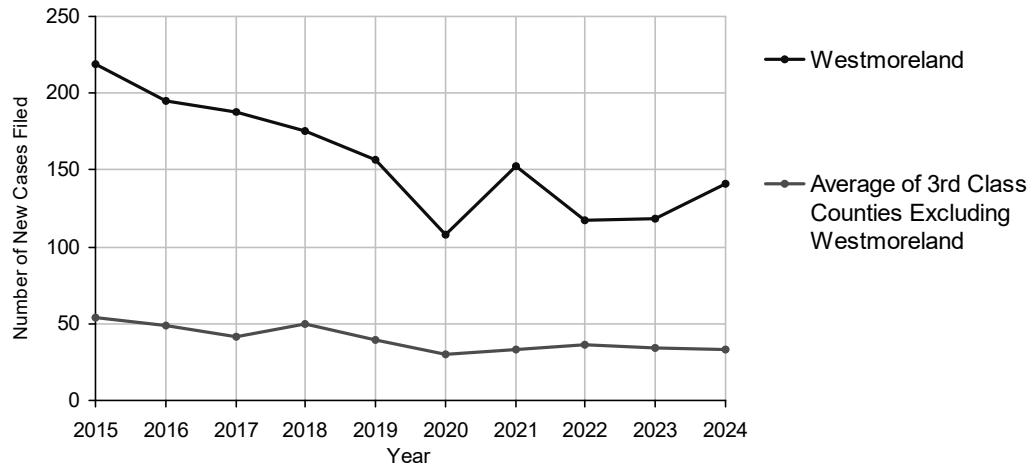
Class of County: 3rd

No. of Common Pleas Court Judgeships: 11



2024 Accounts	No. of Cases	
Cases Pending 1/1/2024	37	
New Cases Filed in 2024	141	
<b>Cases Available for Processing</b>	<b>178</b>	
Processed By:		
Contested before a Judge	0	
Contested before a Non-Judicial Officer	0	
Uncontested	139	99.3%
Other	1	0.7%
<b>Cases Processed</b>	<b>140</b>	<b>100.0%</b>
<b>Cases Pending 12/31/2024</b>	<b>38</b>	

Accounts New Cases Filed, 2015-2024

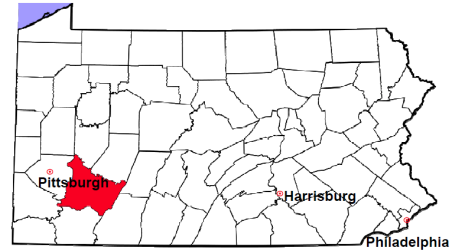


# Westmoreland County

2024 Population estimate: 350,935

Class of County: 3rd

No. of Common Pleas Court Judgeships: 11



## 2024 Adoptions

**No. of  
Cases**

Cases Pending 1/1/2024

10

New Cases Filed in 2024

88

**Cases Available for Processing**

**98**

Processed By:

Contested before a Judge

Granted

0

Denied

0

Uncontested

Granted

72 90.0%

Denied

0

Other

8 10.0%

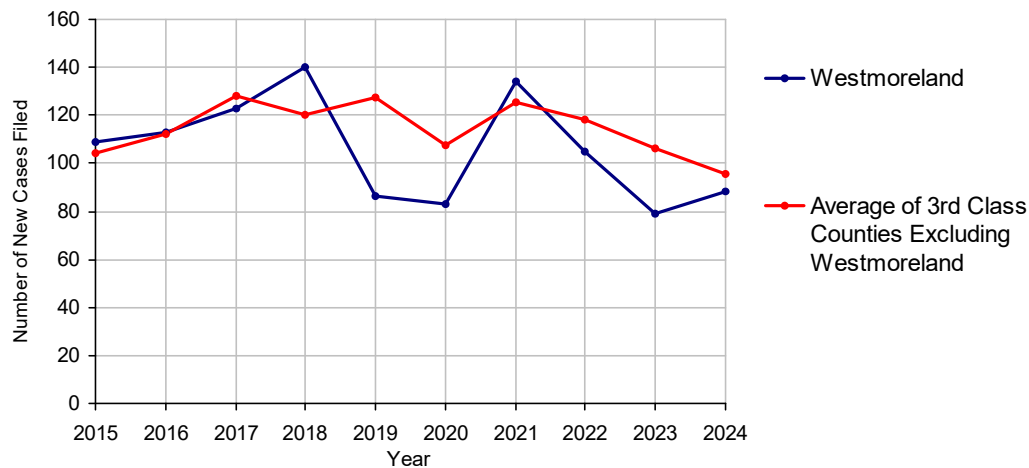
**Cases Processed**

**80 100.0%**

**Cases Pending 12/31/2024**

**18**

Adoptions New Cases Filed, 2015-2024

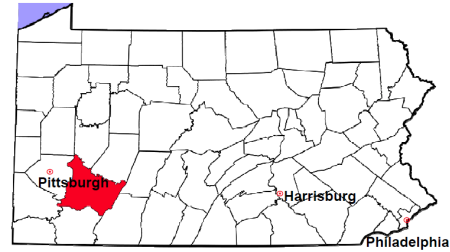


# Westmoreland County

2024 Population estimate: 350,935

Class of County: 3rd

No. of Common Pleas Court Judgeships: 11



## 2024 Relinquishments/Terminations

**No. of  
Cases**

Cases Pending 1/1/2024

108

New Cases Filed in 2024

174

**Cases Available for Processing**

**282**

Processed By:

Contested before a Judge

64 31.1%

Uncontested

91 44.2%

Other

51 24.8%

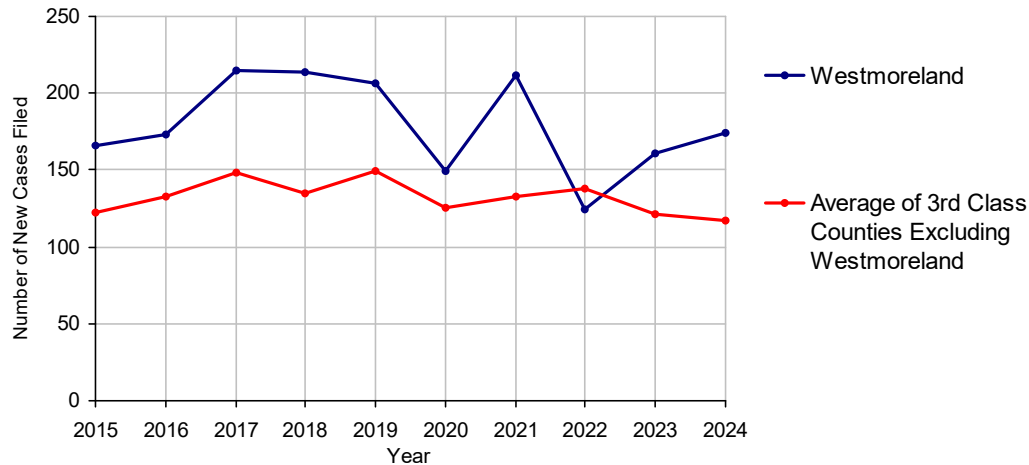
**Cases Processed**

**206 100.0%**

**Cases Pending 12/31/2024**

**76**

Relinquishments/Terminations New Cases Filed, 2015-2024

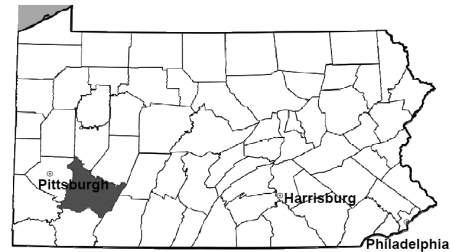


# Westmoreland County

2024 Population estimate: 350,935

Class of County: 3rd

No. of Common Pleas Court Judgeships: 11



## 2024 Appointment of Guardians

**No. of  
Cases**

Cases Pending 1/1/2024

18

New Cases Filed in 2024

84

**Cases Available for Processing**

**102**

Processed By:

Contested before a Judge

0

Uncontested

69

83.1%

Other

14

16.9%

**Cases Processed**

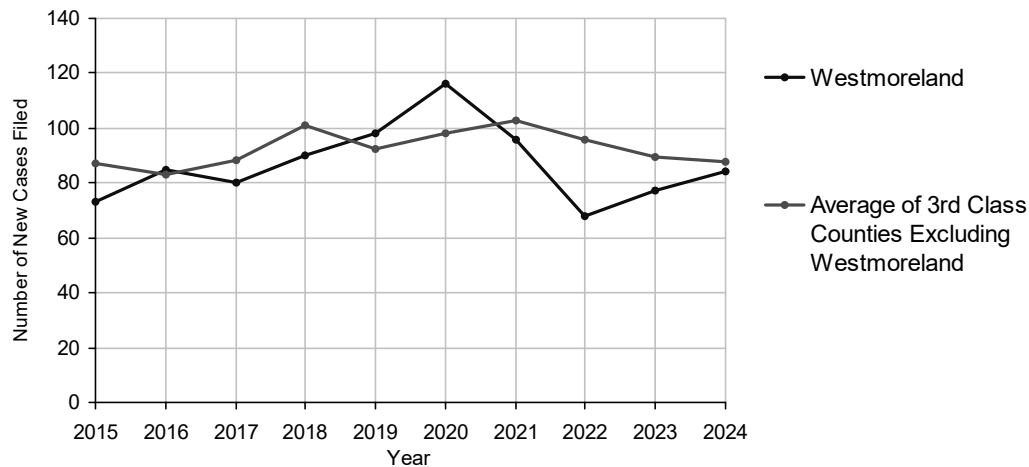
**83**

**100.0%**

**Cases Pending 12/31/2024**

**19**

**Appointment of Guardians New Cases Filed, 2015-2024**

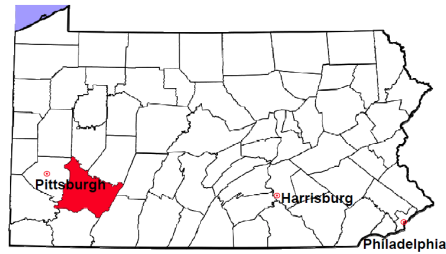


# Westmoreland County

2024 Population estimate: 350,935

Class of County: 3rd

No. of Common Pleas Court Judgeships: 11



## 2024 Jury Yield and Utilization

### Jury Yield

Qualification Questionnaires/Summonses Mailed:	21,549	A		
Returned Undeliverable:	918	B	4.3%	Of Qualification Questionnaires/ Summonses Mailed
Not Responded to:	663	C	3.1%	
the Number of Prospective Jurors:				
Disqualified:	4,384	D	20.3%	
Exempted:	334	E	1.5%	
Excused:	3,515	F	16.3%	
Deferred to New Term:	2,007	G	9.3%	
Deferred from Previous Term:	2,238	H	10.4%	
Total Number of Qualified Jurors Available for Service:	11,966	I	55.5%	
$I=A-B-C-D-E-F-G+H$				

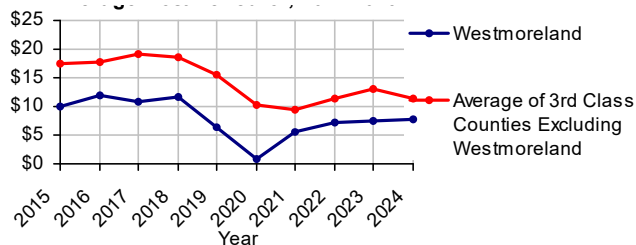
### Jury Utilization

the Number of Jurors:				
Reporting for Service:	3,866	32.3%	Of Jurors Qualified and Available	
Told Not to Report for Service:	7,594	63.5%		
Sent to Courtroom for Jury Selection (Voir Dire):	2,583	66.8%	Of Jurors Reporting for Service	
Impaneled or Sworn (jurors/alternates):	629	16.3%		
Removed for Cause/Hardship:	802			
Removed by Peremptory Challenge:	402			
Number of Jury Trials Started:	46			
Pool Days:	32			
Zero Panel Days	4	12.5%	(Of Pool Days)	

### Jury Costs

Total Annual Budget for Juror Operations:	\$166,734.00	J
Average Cost Per Juror:	\$7.74	K
$K = J/A$		

Average Cost Per Juror, 2015-2024






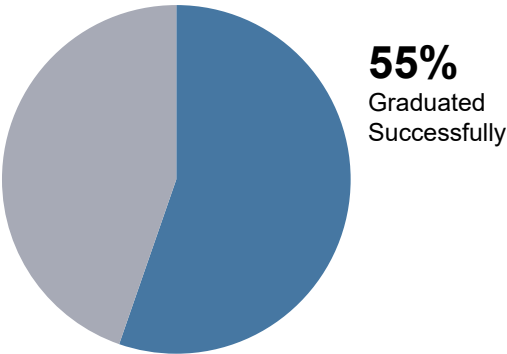
# Westmoreland County

## 2024 Treatment Courts

47 Discharges

51 Admissions

Of All Court Participants Discharged:

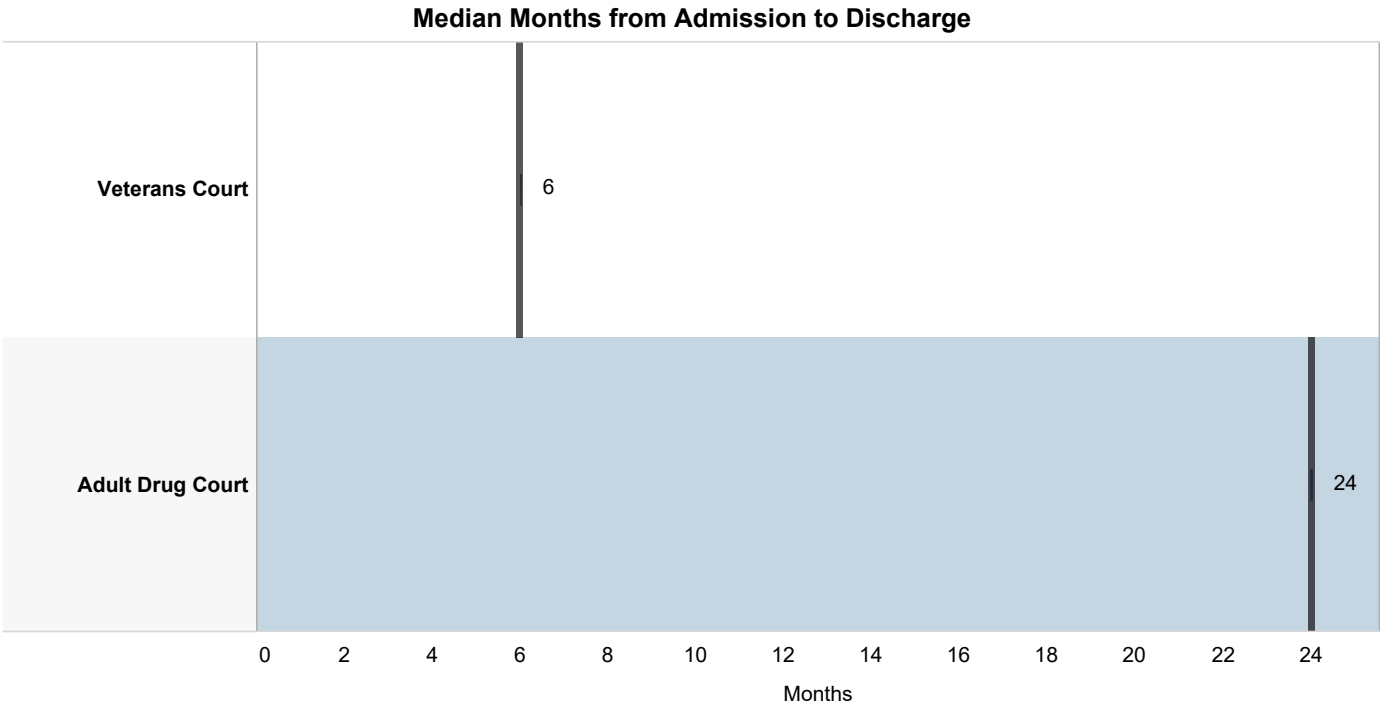


### Discharge Reason

	Successfully Completed	Unsuccessful /Non-Compliant	Voluntarily Withdrew	Unsuccessful /Absconded	Other	Total Discharges
Adult Drug Court	13 (41.9%)	7 (22.6%)		1 (3.2%)	10 (32.3%)	31 (100.0%)
Veterans Court	13 (81.3%)		2 (12.5%)		1 (6.3%)	16 (100.0%)

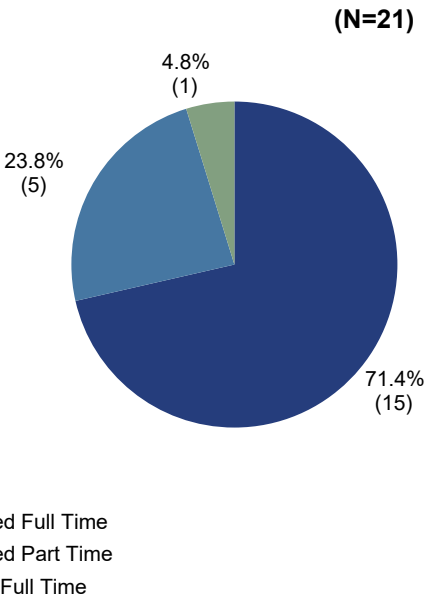
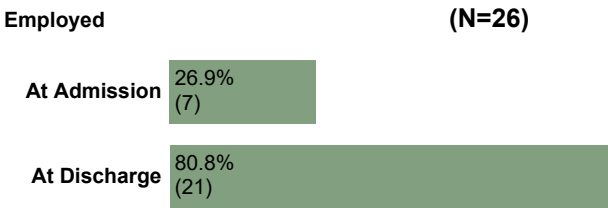
# Westmoreland County

## 2024 Treatment Courts



Among successful graduates, there was a 200% increase in employment.

71% of the employed successful graduates were employed full time:



9% (4) of all participants have improved in education level at discharge.



DEPARTMENT OF RESEARCH & STATISTICS

KIM NIEVES, PH.D.

DIRECTOR

ANDREW GINDER, MPA

ASSISTANT DIRECTOR

YAN LIU, M.S.

SENIOR STATISTICAL ANALYST

SASANKA ADIKARI, PH.D

DATA SCIENTIST

AMANDA PEREIRA

RESEARCH ASSISTANT