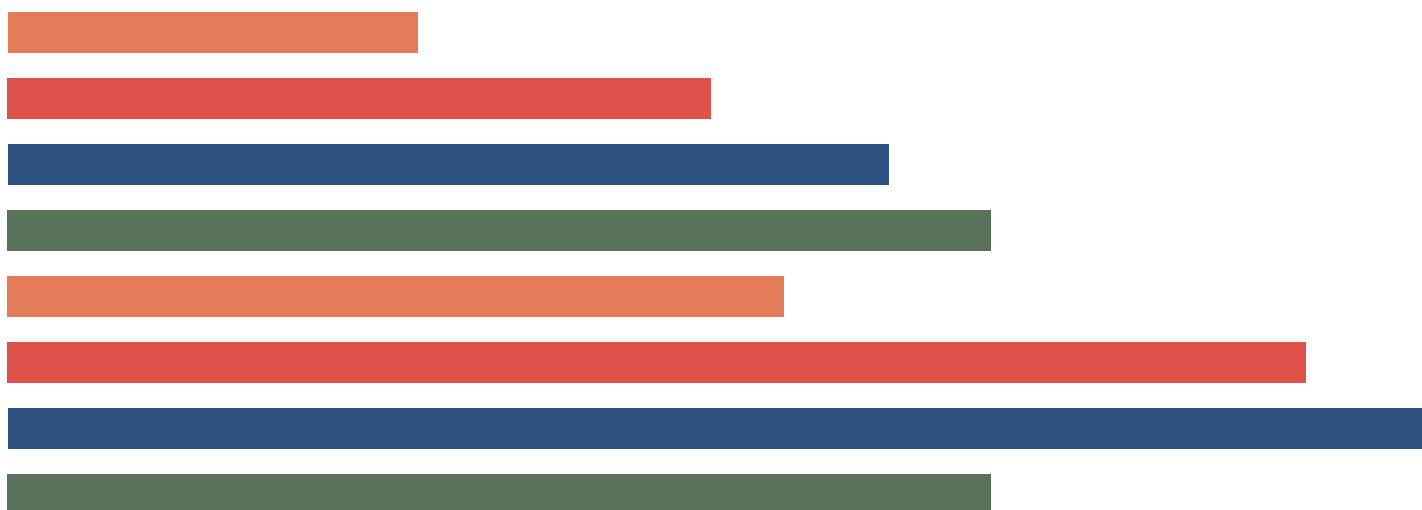
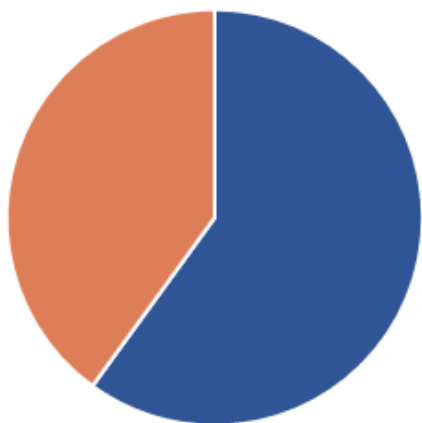


2024

Court of Common Pleas
Caseload Statistics for

Union County



We are pleased to provide you with a copy of the 2024 County Caseload Display pages. They can also be viewed on the AOPC webpage at www.pacourts.us in the *News & Statistics* section under *Research & Statistics*.

Should you have any questions or comments, please do not hesitate to contact me at 717.231.3300.

Sincerely,

A handwritten signature in black ink, appearing to read 'Sasanka', is written over a horizontal line.

Sasanka Adikari, Ph.D.
Data Scientist
Department of Research and Statistics

Table of Contents

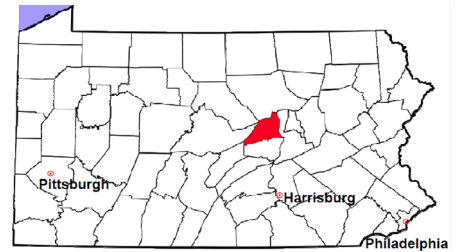
CPCMS Criminal	Page 1
CPCMS Criminal - New Cases by Case Type.....	Page 2
Civil.....	Page 3
Civil - Docketed Cases Listed by Case Type.....	Page 4
Protection From Abuse	Page 5
Spousal & Child Support and Paternity	Page 6
Custody/Partial Custody/Visitation.....	Page 7
Divorce	Page 8
Juvenile Dependency - Active Dependent Inventory	Page 9
Juvenile Dependency - Adjudicated Dependent Inventory	Page 10
Juvenile Delinquency - Cases Pending Disposition.....	Page 11
Juvenile Delinquency - New Cases by Case Type	Page 12
Juvenile Delinquency - Formal Dispositions	Page 13
Juvenile Delinquency - Informal Dispositions	Page 14
Accounts.....	Page 15
Adoptions.....	Page 16
Relinquishments/Terminations	Page 17
Appointment of Guardians	Page 18
Jury Yield and Utilization	Page 19
Treatment Courts.....	Pages 20-21

Union County

2024 Population estimate: 42,159

Class of County: 7th

No. of Common Pleas Court Judgeships: 2
(Union and Snyder combined)



2024 Criminal No. of Cases

Cases Pending 1/1/2024	183
New Cases Filed in 2024	346
Reopened Cases	31
Cases Available for Processing	560

Processed by:

Withdrawn/Dismissed	18	5.0%
Diversionsary Disposition*	54	15.1%
Guilty Plea	271	75.9%
Non-Jury Trial	1	0.3%
Jury Trial	6	1.7%
Inactive	5	1.4%
Other	2	0.6%
Total Cases Processed	357	100.0%

Cases Pending 12/31/2024 **203**

Cases Awaiting Sentencing 32

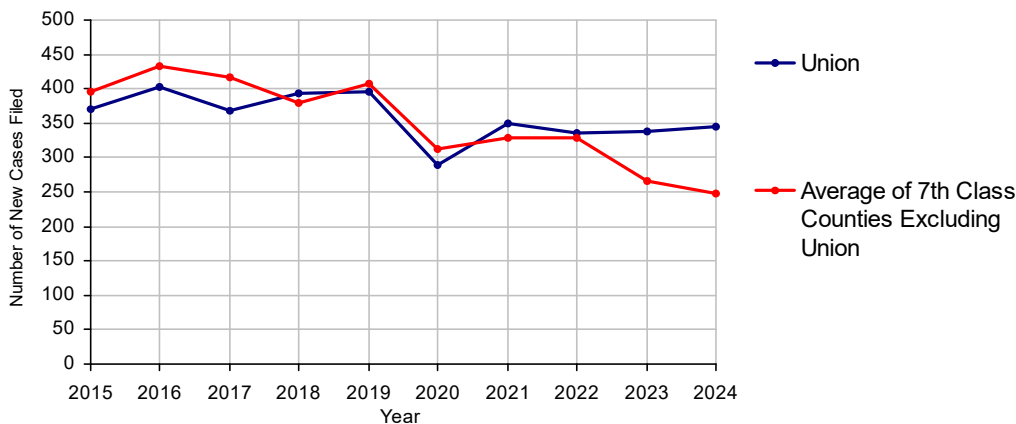
Data provided by Common Pleas Case Management System

* Includes other diversionary programs such as Veterans Court.

Age of Pending Cases as of 12/31/2024

0-60 Days	46	22.7%
61-120 Days	66	32.5%
121-180 Days	23	11.3%
181-240 Days	18	8.9%
241-300 Days	20	9.9%
301-360 Days	18	8.9%
Over 360 Days	12	5.9%
Total	203	100.0%

Criminal New Cases, 2015-2024



Union County

2024 Population: 42,159
Class of County: 7th
No. of Common Pleas Judgeships: 2
(Union and Snyder combined)

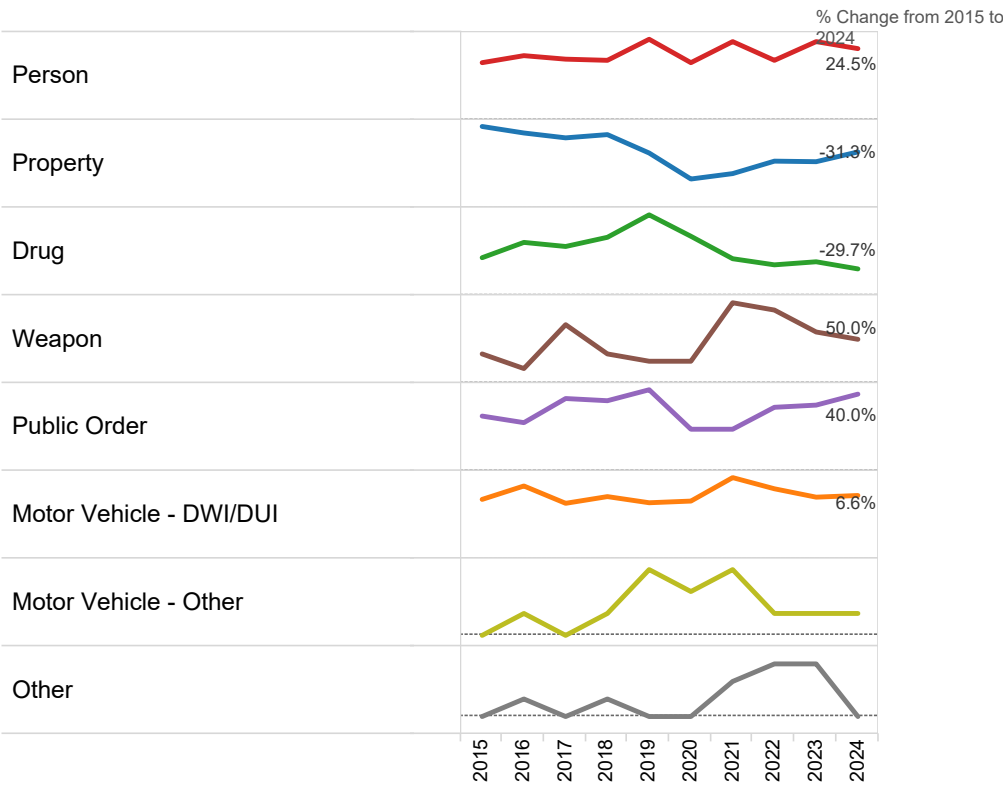


2024 Criminal - New Cases by Offense Type

Case Type	Felony	Misdemeanor	Summary	Total	
Person	26	35	0	61	17.6%
Property	50	53	0	103	29.8%
Drug	14	12	0	26	7.5%
Weapon	4	2	0	6	1.7%
Public Order	10	25	0	35	10.1%
Motor Vehicle - DWI/DUI	3	110	0	113	32.7%
Motor Vehicle - Other	0	2	0	2	0.6%
Other	0	0	0	0	0.0%
Total	107	239	0	346	100.0%
	30.9%	69.1%	0.0%	100.0%	

Data provided by Common Pleas Case Management System

Criminal New Cases by Offense Type, 2015-2024



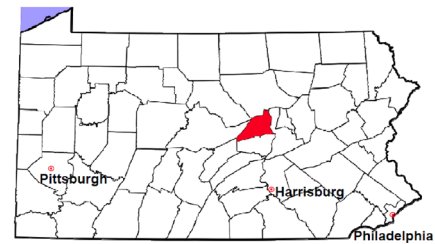
Union County

2024 Population estimate: 42,159

Class of County: 7th

No. of Common Pleas Court Judgeships: 2

(Union and Snyder combined)

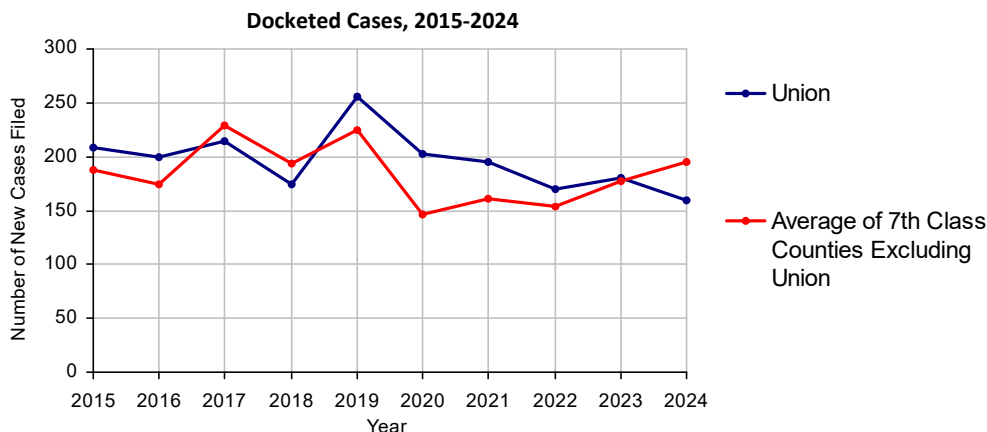


2024 Civil	Civil Action	Other	Total
Cases Pending 1/1/2024	98	28	126 (R)
Docketed Cases	134	25	159
Arbitration Appeals	1	0	1
Transferred In	0	0	0
Returned to Active	0	2	2
Cases Available for Processing	233	55	288
Processed By:			
Default Judgments	39	3	42
Cases Decided by Arbitration Board	4	0	4
Dispositive Motions	0	0	0
Settlements	2	0	2
Moved to Inactive Status	23	4	27
Transferred/Withdrawn	5	3	8
Dismissed/Discontinued	38	14	52
Administrative Purge	0	1	1
Other	0	0	0
Jury Trial	0	0	0
Non-Jury Trial	0	0	0
Total Cases Processed	111	25	136
Cases Pending 12/31/2024	122	30	152

Age of Pending Cases as of 12/31/2024 (Civil Action Only)

0-6 months	60	49.2%
7-12 months	23	18.9%
13-18 months	14	11.5%
19-24 months	6	4.9%
25-30 months	4	3.3%
31-36 months	3	2.5%
37-42 months	4	3.3%
43-48 months	0	
49-54 months	0	
55-60 months	2	1.6%
61-66 months	2	1.6%
67-72 months	1	0.8%
Over 72 months	3	2.5%
Total	122	100.0%

(R) - Revised

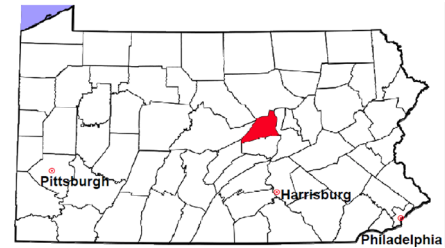


Union County

2024 Population estimate: 42,159

Class of County: 7th

No. of Common Pleas Court Judgeships: 2
(Union and Snyder combined)



2024 Civil - Docketed Cases Listed by Case Type

TORT	16	10.1%
<i>(does not include mass tort)</i>		
Intentional	2	
Malicious Prosecution	0	
Motor Vehicle	8	
Nuisance	0	
Premise Liability	4	
Product Liability	0	
Slander/Libel/Defamation	0	
Other	2	
MASS TORT	0	
Asbestos	0	
Tobacco	0	
Toxic Tort - DES	0	
Toxic Tort - Implant	0	
Toxic Waste	0	
Other	0	
PROFESSIONAL LIABILITY	8	5.0%
Dental	0	
Legal	0	
Medical Malpractice	2	
Other	6	
CONTRACT	109	68.6%
<i>(does not include judgments)</i>		
Buyer Plaintiff	1	
Debt Collection: Credit Card	59	
Debt Collection: Other	44	
Employment Dispute: Discrimination	0	
Employment Dispute: Other	1	
Other	4	

Of the Docketed Cases:

Pro Se Filings: 2 1.3% Class Action Suits: 0 MDJ Appeals: 4 2.5%

*Civil Other

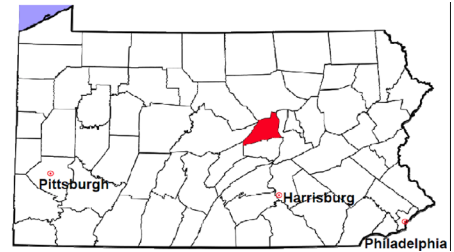
REAL PROPERTY	18	11.3%
Ejectment*	1	
Eminent Domain/Condemnation*	0	
Ground Rent	0	
Landlord/Tenant Dispute	1	
Mortgage Foreclosure:		
Residential*	11	
Commercial*	0	
Partition of Real Property*	0	
Quiet Title*	2	
Other*	3	
CIVIL APPEALS	4	2.5%
<i>- Administrative Agencies</i>		
Board of Assessment*	1	
Board of Elections*	0	
Dept. of Transportation*	2	
Zoning Board*	0	
Statutory Appeal - Other*	0	
Other*	1	
MISCELLANEOUS	4	2.5%
Common Law/		
Statutory Arbitration*	0	
Declaratory Judgment*	2	
Mandamus*	0	
Non-Domestic Relations		
Restraining Order*	0	
Quo Warranto*	0	
Replevin*	0	
Other*	2	
TOTAL DOCKETED CASES:	159	100.0%

Union County

2024 Population estimate: 42,159

Class of County: 7th

No. of Common Pleas Court Judgeships: 2
(Union and Snyder combined)



2024 Protection From Abuse

**No. of
Petitions**

Cases Pending 1/1/2024 0 (R)

New Cases Filed in 2024 86

Of these, Petitions Requesting Temporary Orders: 86 (100.0%)

Temporary Orders DENIED: 12 (14.0%), Temporary Orders GRANTED: 74 (86.0%)

Cases Available for Processing 86

Processed By:

Temporary Order DENIED After Ex Parte Hearing and No Evidentiary Hearing Scheduled 8 10.5%

Temporary Order DISMISSED After Evidentiary Hearing and No Final Order Entered 9 11.8%

Final Order DENIED After Evidentiary Hearing Before a Judge or a Judicial Officer 1 1.3%

Final Order GRANTED After Evidentiary Hearing Before a Judge or a Judicial Officer 49 64.5%

Plaintiff Did Not Appear For Evidentiary Hearing 0

Final Order by STIPULATION OR AGREEMENT Between the Parties 1 1.3%

Petition WITHDRAWN by Plaintiff 8 10.5%

TRANSFERRED to Another Jurisdiction 0

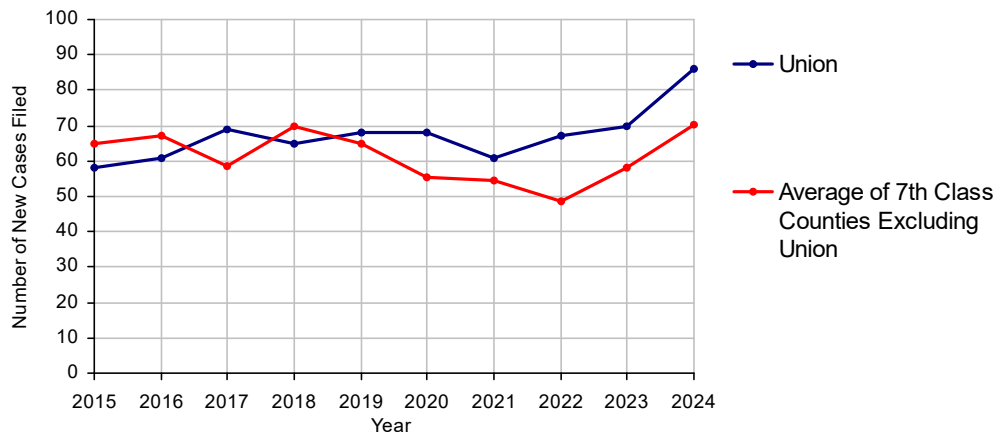
Other 0

Cases Processed 76 100.0%

Cases Pending 12/31/2024 10

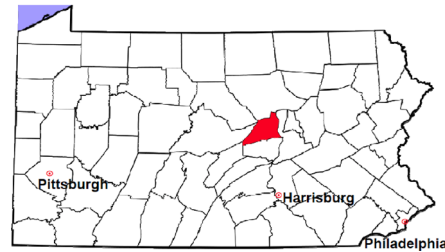
(R) - Revised

PFA New Cases Filed, 2015-2024



Union County

2024 Population estimate: 42,159
 Class of County: 7th
 No. of Common Pleas Court Judgeships: 2
 (Union and Snyder combined)



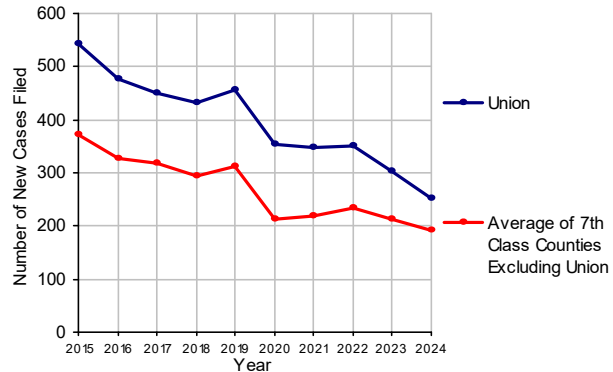
2024 Spousal & Child Support	No. of Petitions
Cases Pending 1/1/2024	44
New Cases Filed in 2024	252
Dockets Transferred In (+)	21
Dockets Transferred Out (-)	23
Cases Available for Processing	294
Processed By:	
Judge	15 5.8%
Intake Officer	242 94.2%
Hearing Officer	0
Other	0
Cases Processed	257 100.0%
Cases Pending 12/31/2024	37

Data provided by PACSES

2024 Paternity	No. of Cases
Acknowledgements Filed:	
Non-Domestic Relations Section	30 90.9%
During Conference	1 3.0%
Non-Stipulated (post genetic test)	0
Pre-Trial Conference	2 6.1%
Total	33 100.0%
Established:	
Stipulated by Genetic Tests	1 16.7%
Default - Father Failed to Appear	1 16.7%
Adjudication by Court Proceeding	0
Out of State	4 66.7%
Total	6 100.0%
Cases Pending 12/31/2024	7

Data provided by PACSES

Spousal & Child Support New Cases Filed, 2015-2024



DEFINITIONS:

ACKNOWLEDGEMENTS FILED:

NON-DOMESTIC RELATIONS SECTION: The voluntary Acknowledgement of Paternity by the alleged father.
DURING CONFERENCE: The alleged father signed the Acknowledgement of Paternity-Waiver of Trial (PE-010) at the initial child support conference.
NON-STIPULATED (POST GENETIC TEST): The alleged father signed the Acknowledgement of Paternity-Waiver of Trial after genetic tests were conducted and resulted in the alleged father being determined to be the biological father.
PRE-TRIAL CONFERENCE: The alleged father signed the Acknowledgement of Paternity-Waiver of Trial at the pre-trial conference.

ESTABLISHED:

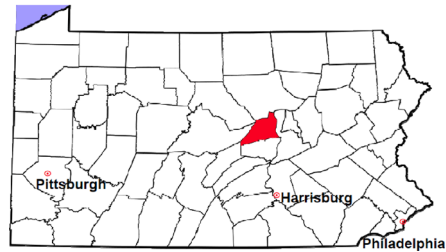
STIPULATED BY GENETIC TESTS: The alleged father requested genetic tests and signed a stipulation that if the test results had a 99% or higher probability of paternity then the alleged father would be stipulated as the biological father of the child.
DEFAULT - FATHER FAILED TO APPEAR: The alleged father failed to appear after being served for either a support conference, hearing, or genetic test and a default paternity order was entered by the court.
ADJUDICATION BY COURT PROCEEDING: The alleged father was determined to be the biological father of the child through a court proceeding.
OUT OF STATE: Paternity was established in another state, "Out of state only".

Union County

2024 Population Estimate: 42,159

Class of County: 7th

No. of Common Pleas Court Judgeships: 2
(Union and Snyder combined)



2024 Custody/Partial Custody/Visitation

No. of
Petitions

Cases Pending 1/1/2024

30^(R)

New Cases Filed in 2024

83

Cases Available for Processing

113

Processed By:

Judge

66

94.3%

Non-Judicial Officer

1

1.4%

Administrative Review/Purge

0

Other

3

4.3%

Cases Processed

70

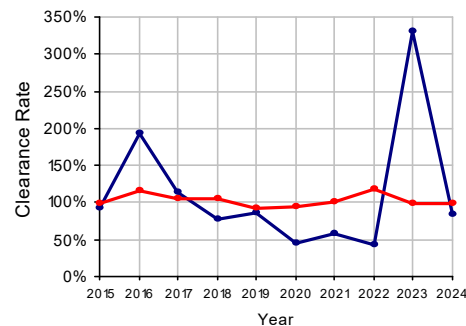
100.0%

Cases Pending 12/31/2024

43

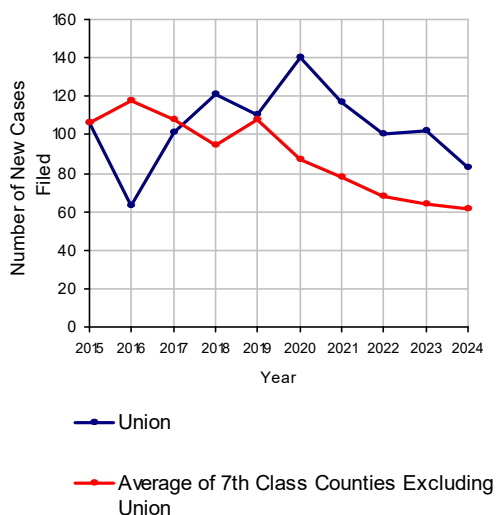
(R) - Revised

Clearance Rate, 2015-2024

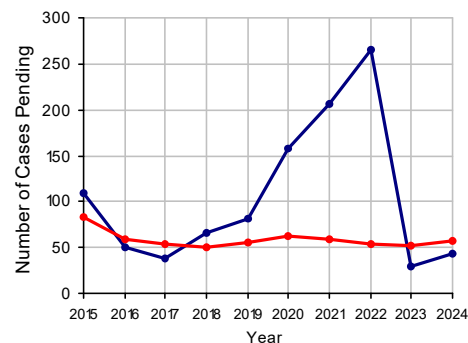


Note: Clearance Rate = Cases Processed / New Cases Filed

Custody/Partial Custody/Visitation New Cases Filed, 2015-2024



Cases Pending at the End of Year, 2015-2024

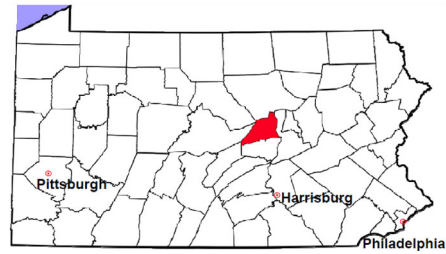


Union County

2024 Population estimate: 42,159

Class of County: 7th

No. of Common Pleas Court Judgeships: 2
(Union and Snyder combined)



2024 Divorce

No. of Petitions

Cases Pending 1/1/2024	115 ^(R)
New Cases Filed in 2024	86
Cases Available for Processing	201

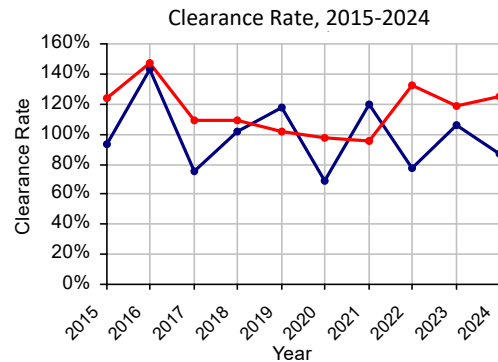
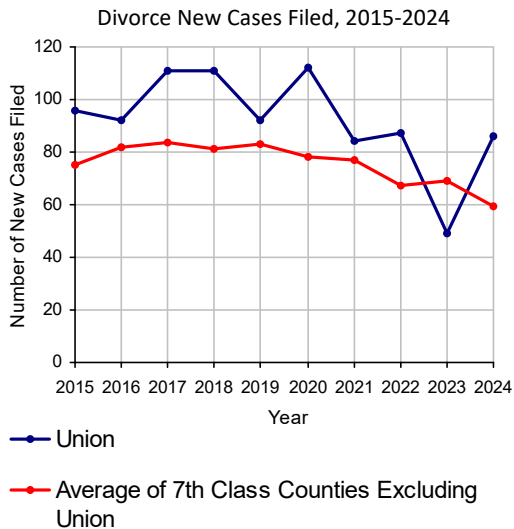
Processed By:

Contested Before a Judge	3	4.0%
Contested Before a Non-Judicial Officer	5	6.7%
Uncontested	47	62.7%
Administrative Review/Purge	12	16.0%
Other	8	10.7%

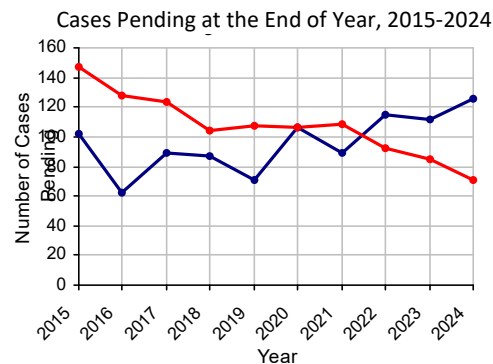
Cases Processed **75** **100.0%**

Cases Pending 12/31/2024 **126**

(R) - Revised



Note: Clearance Rate = Cases Processed / New Cases Filed

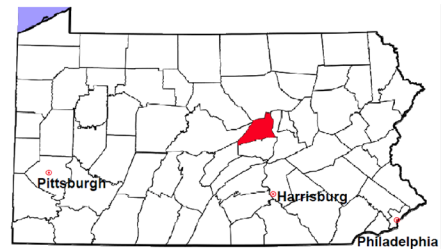


Union County

2024 Population estimate: 42,159

Class of County: 7th

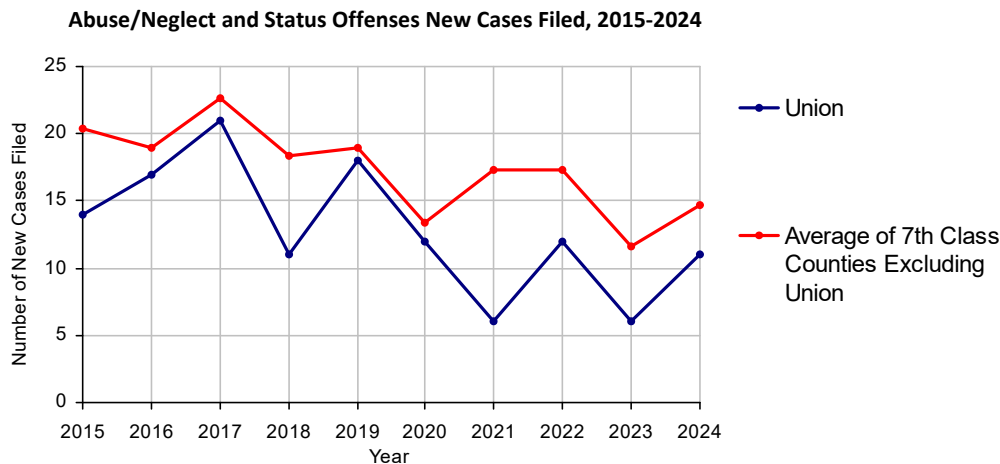
No. of Common Pleas Court Judgeships: 2
(Union and Snyder combined)



2024 Juvenile Dependency - Petitions Pending Adjudication

	Abuse/ Neglect	Status Offenses	Total
Cases Pending 1/1/2024	0	0	0
New Petitions Filed in 2024	7	4	11
Other	1	0	1
Total Petitions Available for Processing	8	4	12
Processed by:			
Adjudicated Dependent			
Judge	4	4	8
Juvenile Court Hearing Officer	0	0	0
Adjudicated NOT Dependent			
Judge	0	0	0
Juvenile Court Hearing Officer	0	0	0
Withdrawn/Transferred	2	0	2
Dismissed/Other	0	0	0
Total Petitions Processed	6	4	10
Cases Pending 12/31/2024	2	0	2

Data provided by Common Pleas Case Management System

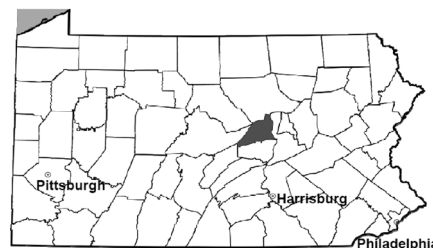


Union County

2024 Population estimate: 42,159

Class of County: 7th

No. of Common Pleas Court Judgeships: 2
(Union and Snyder combined)



2024 Juvenile Dependency - Adjudicated Dependent Inventory

	Abuse/ Neglect	Status Offenses	Total
Cases Pending 1/1/2024	6	0	6
New Adjudicated Dependent Cases	4	4	8
Other	0	0	0
Total Adjudicated Dependent Cases	10	4	14
<u>Court Supervision Terminated:</u>			
Family Reunification	4 80.0%	0	4 80.0%
Adoption	0	0	0
Placement with a Relative/Guardian	0	0	0
Aged Out	1 20.0%	0	1 20.0%
Other Permanency Outcomes*	0	0	0
Other**	0	0	0
Total Adjudicated Dependent Cases Terminated	5 100.0%	0 100.0%	5 100.0%
Cases Pending 12/31/2024	5	4	9

Data provided by Common Pleas Case Management System

* Other Permanency Outcomes include: adjudicated delinquent, death due to natural causes, emancipation, permanent living arrangement, and parent has come forward.

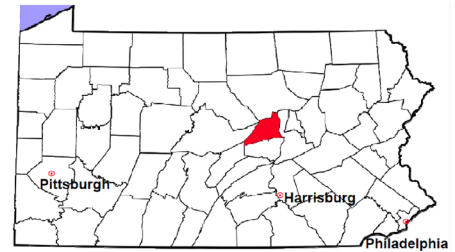
** Other includes cases where court supervision is terminated due to transfer out of jurisdiction, withdrawal and administrative closure.

Union County

2024 Population estimate: 42,159

Class of County: 7th

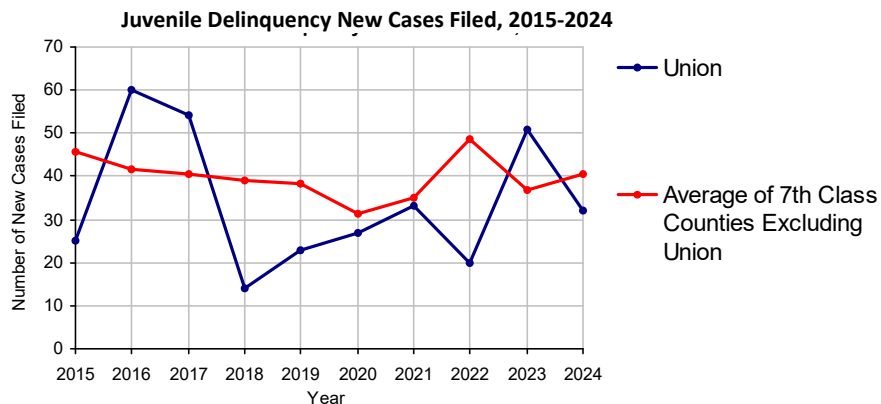
No. of Common Pleas Court Judgeships: 2
(Union and Snyder combined)



2024 Juvenile Delinquency - Cases Pending Disposition

Begin Pending	30
New Cases	32
Consent Decree Revoked	0
Informal Adjustment Program Revoked	0
Alternative Program Revoked	0
Warrant Returned	0
Other	12
Total Cases Available for Disposition	74
Warrant Issued	0
Disposed by:	
Adjudicated Delinquent by a Judge	15
Adjudicated Delinquent by a Juvenile Court Hearing Officer	0
Consent Decree Entered	24
Informal Adjustment Program Entered	15
Warned and Counseled (Pre-Petition)	1
Dismissed/Withdrawn/Transferred	12
Transferred to Criminal Court	0
Other	1
Total Cases Disposed	68
End Pending	6

Data provided by Common Pleas Case Management System



Union County

2024 Population: 42,159
Class of County: 7th
No. of Common Pleas Judgeships: 2
(Union and Snyder combined)

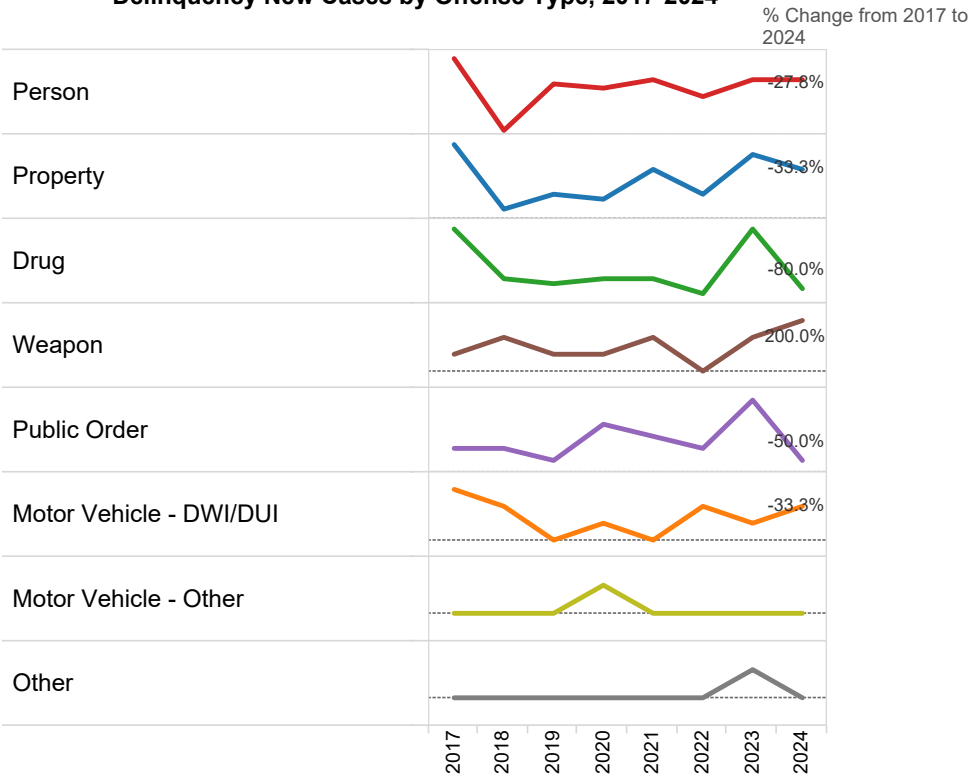


2024 Delinquency - New Cases by Offense Type

Case Type	Felony	Misdemeanor	Summary	Total	
Person	3	10	0	13	40.6%
Property	4	6	0	10	31.3%
Drug	1	2	0	3	9.4%
Weapon	0	3	0	3	9.4%
Public Order	1	0	0	1	3.1%
Motor Vehicle - DWI/DUI	0	2	0	2	6.3%
Motor Vehicle - Other	0	0	0	0	0.0%
Other	0	0	0	0	0.0%
Total	9	23	0	32	100.0%
	28.1%	71.9%	0.0%	100.0%	

Data provided by Common Pleas Case Management System

Delinquency New Cases by Offense Type, 2017-2024

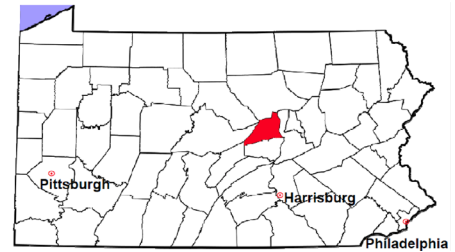


Union County

2024 Population estimate: 42,159

Class of County: 7th

No. of Common Pleas Court Judgeships: 2
(Union and Snyder combined)



2024 Juvenile Delinquency - Formal Dispositions

Begin Pending	24
Adjudicated Delinquent by a Judge	15
Adjudicated Delinquent by a Juvenile Court Hearing Officer	0
Warrant Returned	0
Other	0
Total Adjudicated Delinquent Cases	39
Warrant Issued	0
Court Supervision Terminated:	
Conditions Satisfied	10
Compelling Reasons	0
Reached Age 21	0
Transferred to Another Juvenile Court	0
Other	0
Total Adjudicated Delinquent Cases Terminated	10
End Pending	29

(R) - Revised

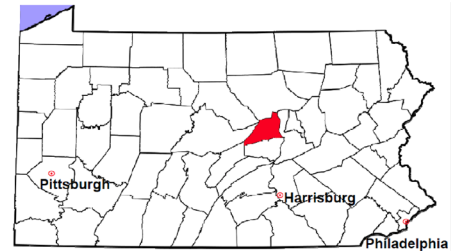
Data provided by Common Pleas Case Management System

Union County

2024 Population estimate: 42,159

Class of County: 7th

No. of Common Pleas Court Judgeships: 2
(Union and Snyder combined)



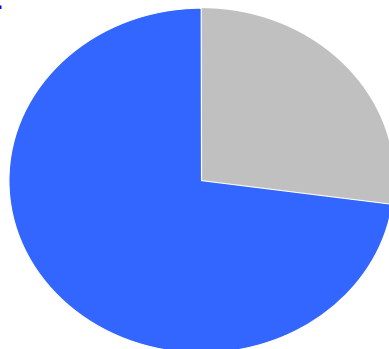
2024 Juvenile Delinquency - Informal Dispositions

Pending Consent Decrees	7
Pending Informal Adjustments	9
New Consent Decrees	24
New Informal Adjustments	15
Warrant Returned	0
Other	0
Cases Informally Disposed	55
Warrant Issued	0
Terminated by:	
Consent Decree Completed	12
Informal Adjustment Completed	19
Consent Decree Revoked	0
Informal Adjustment Program Revoked	0
Other	5
Total Informally Disposed Cases Terminated	36
End Pending	19

(R) - Revised

Data provided by Common Pleas Case Management System

Informal Dispositions: **73%**



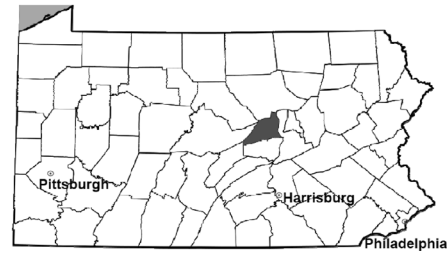
Delinquency Cases are disposed either formally, at a proceeding held before a judge or hearing officer, or informally without a proceeding. Informal dispositions include informal adjustments supervised by a juvenile probation officer; consent decrees agreed upon with the District Attorney after a petition is filed; or other pre-petition process by the juvenile probation department.

Union County

2024 Population estimate: 42,159

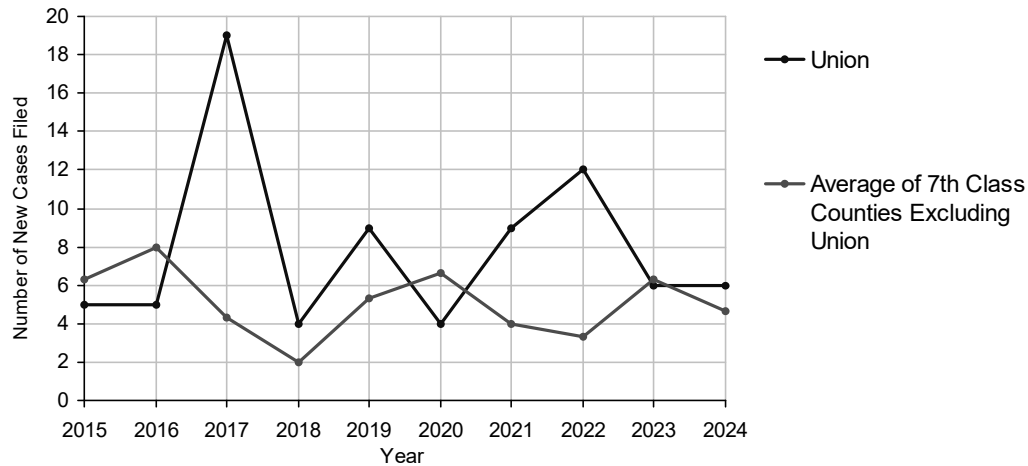
Class of County: 7th

No. of Common Pleas Court Judgeships: 2
(Union and Snyder combined)



2024 Accounts	No. of Cases
Cases Pending 1/1/2024	1
New Cases Filed in 2024	6
Cases Available for Processing	7
Processed By:	
Contested before a Judge	0
Contested before a Non-Judicial Officer	0
Uncontested	5 100.0%
Other	0
Cases Processed	5 100.0%
Cases Pending 12/31/2024	2

Accounts New Cases Filed, 2015-2024

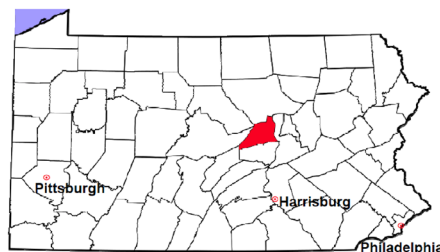


Union County

2024 Population estimate: 42,159

Class of County: 7th

No. of Common Pleas Court Judgeships: 2
(Union and Snyder combined)



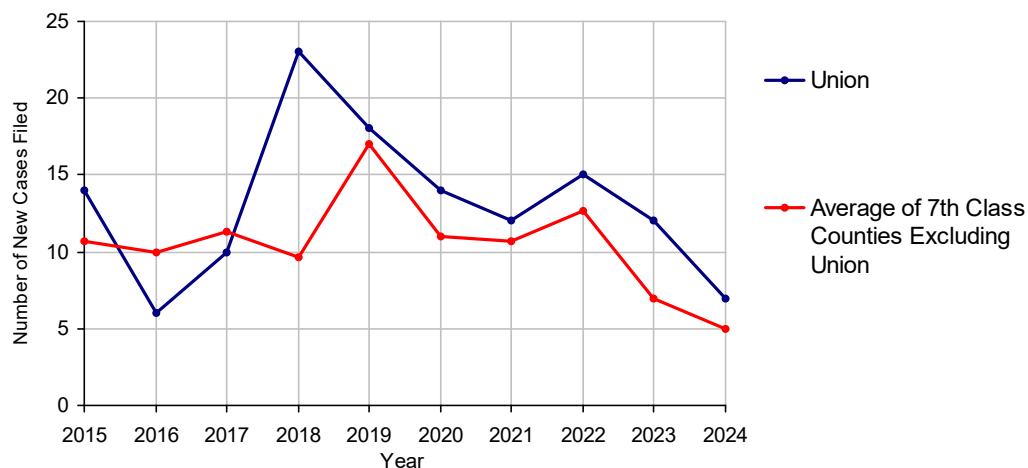
2024 Adoptions

No. of Cases

Cases Pending 1/1/2024	4 (R)
New Cases Filed in 2024	7
Cases Available for Processing	11
Processed By:	
Contested before a Judge	Granted 1 14.3%
	Denied 0
Uncontested	Granted 6 85.7%
	Denied 0
Other	0
Cases Processed	7 100.0%
Cases Pending 12/31/2024	4

(R) - Revised

Adoptions New Cases Filed, 2015-2024

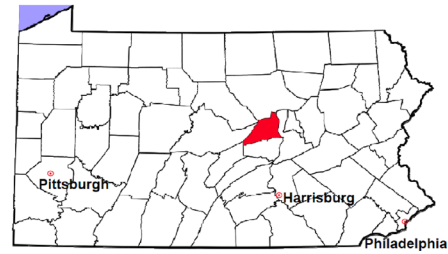


Union County

2024 Population estimate: 42,159

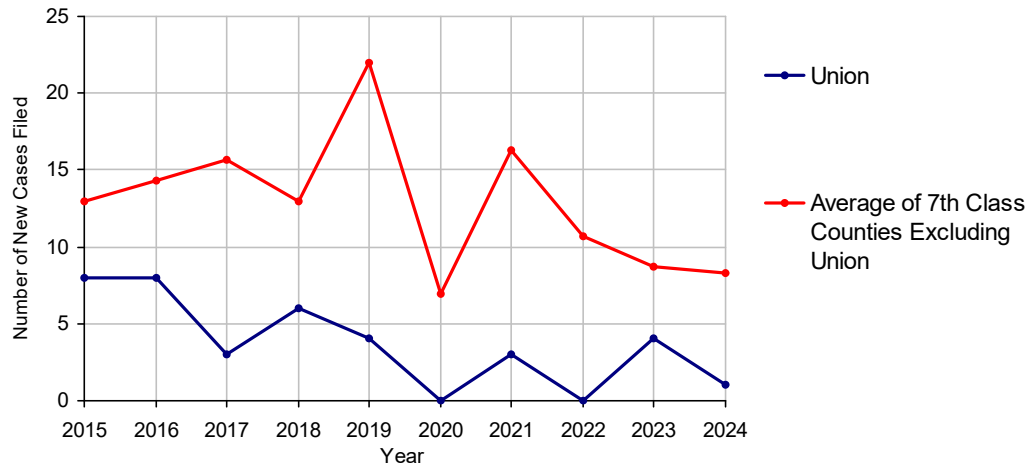
Class of County: 7th

No. of Common Pleas Court Judgeships: 2
(Union and Snyder combined)



2024 Relinquishments/Terminations	No. of Cases
Cases Pending 1/1/2024	0
New Cases Filed in 2024	1
Cases Available for Processing	1
Processed By:	
Contested before a Judge	0
Uncontested	0
Other	0
Cases Processed	0
Cases Pending 12/31/2024	1

Relinquishments/Terminations New Cases Filed, 2015-2024

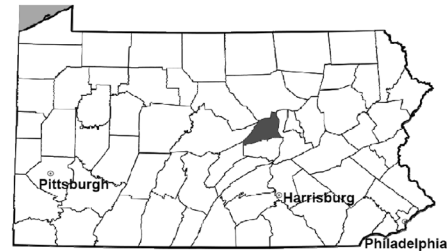


Union County

2024 Population estimate: 42,159

Class of County: 7th

No. of Common Pleas Court Judgeships: 2
(Union and Snyder combined)



2024 Appointment of Guardians

**No. of
Cases**

Cases Pending 1/1/2024

0

New Cases Filed in 2024

2

Cases Available for Processing

2

Processed By:

Contested before a Judge

0

Uncontested

1

100.0%

Other

0

Cases Processed

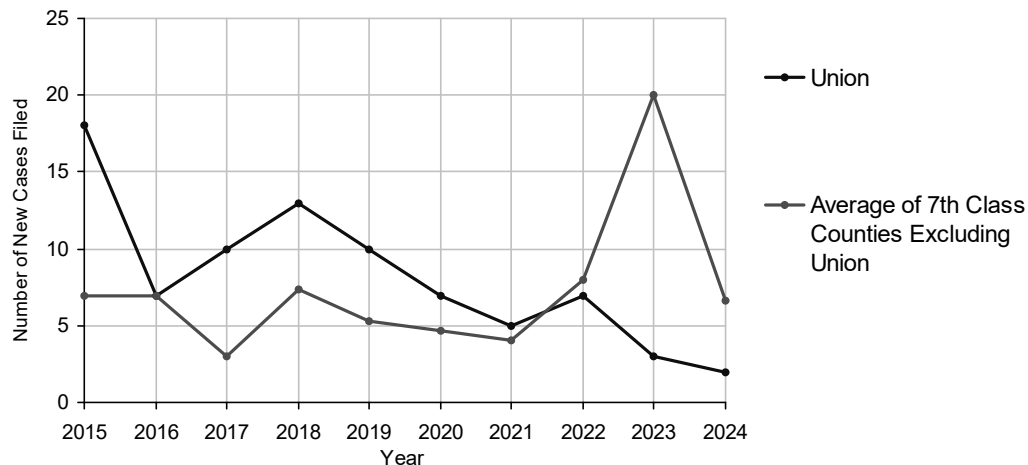
1

100.0%

Cases Pending 12/31/2024

1

Appointment of Guardians New Cases Filed, 2015-2024

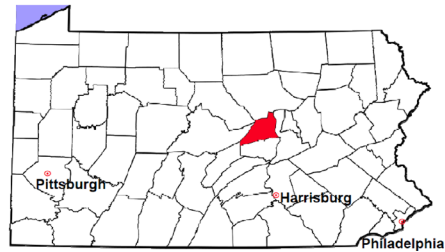


Union County

2024 Population estimate: 42,159

Class of County: 7th

No. of Common Pleas Court Judgeships: 2
(Union and Snyder combined)



2024 Jury Yield and Utilization

Jury Yield

Qualification Questionnaires/Summonses Mailed:	1,057	A		
Returned Undeliverable:	87	B	8.2%	Of Qualification Questionnaires/ Summonses Mailed
Not Responded to:	172	C	16.3%	
the Number of Prospective Jurors:				
Disqualified:	74	D	7.0%	
Exempted:	4	E	0.4%	Of Jurors Qualified and Available
Excused:	147	F	13.9%	
Deferred to New Term:	108	G	10.2%	
Deferred from Previous Term:	0	H		
Total Number of Qualified Jurors Available for Service:	465	I	44.0%	

$I = A - B - C - D - E - F - G + H$

Jury Utilization

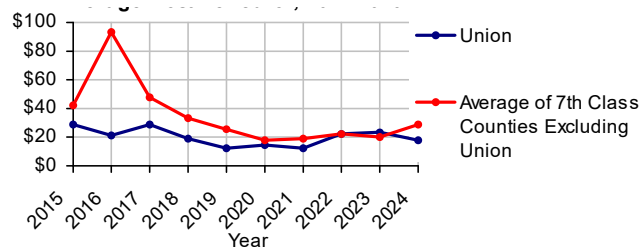
the Number of Jurors:				
Reporting for Service:	611	131.4%	Of Jurors Qualified and Available	
Told Not to Report for Service:	333	71.6%		
Sent to Courtroom for Jury Selection (Voir Dire):	609	99.7%	Of Jurors Reporting for Service	
Impaneled or Sworn (jurors/alternates):	162	26.5%		
Removed for Cause/Hardship:	109			
Removed by Peremptory Challenge:	160			
Number of Jury Trials Started:	13			
Pool Days:	4			
Zero Panel Days:	0			(Of Pool Days)

Jury Costs

Total Annual Budget for Juror Operations:	\$18,404.00	J
Average Cost Per Juror:	\$17.41	K

$K = J/A$

Average Cost Per Juror, 2015-2024

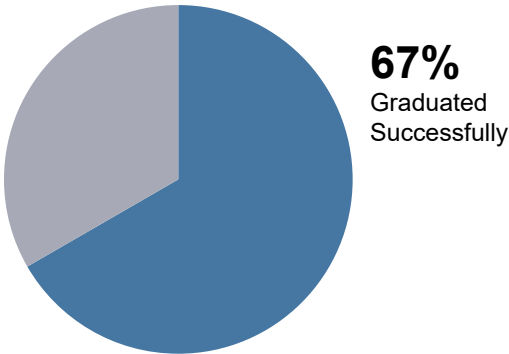


Snyder/Union County


2024 Treatment Courts

30 Discharges

Of All Court Participants Discharged:



24 Admissions

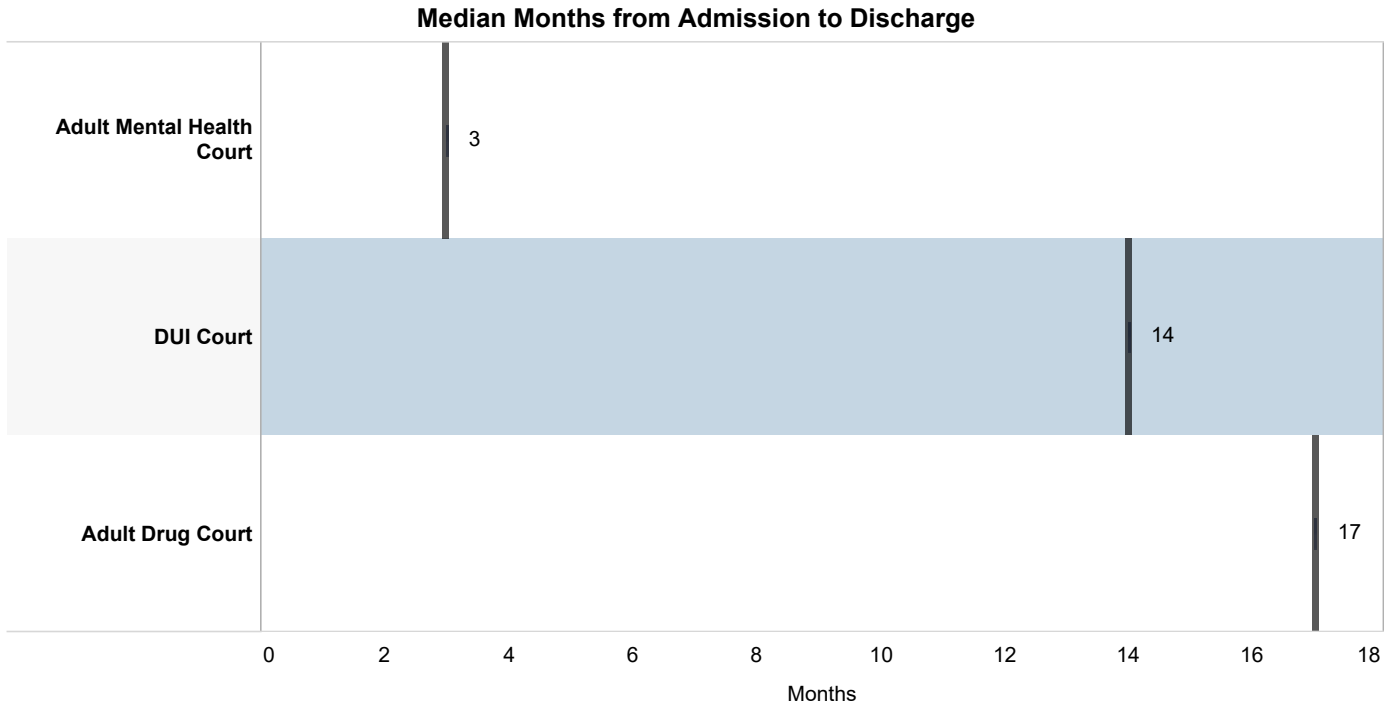


Discharge Reason

	Successfully Completed	Unsuccessful /Non-Compliant	Other	Total Discharges
Adult Drug Court	12 (75.0%)	2 (12.5%)	2 (12.5%)	16 (100.0%)
DUI Court	7 (63.6%)	3 (27.3%)	1 (9.1%)	11 (100.0%)
Adult Mental Health Court	1 (33.3%)	2 (66.7%)		3 (100.0%)


Snyder/Union County

2024 Treatment Courts

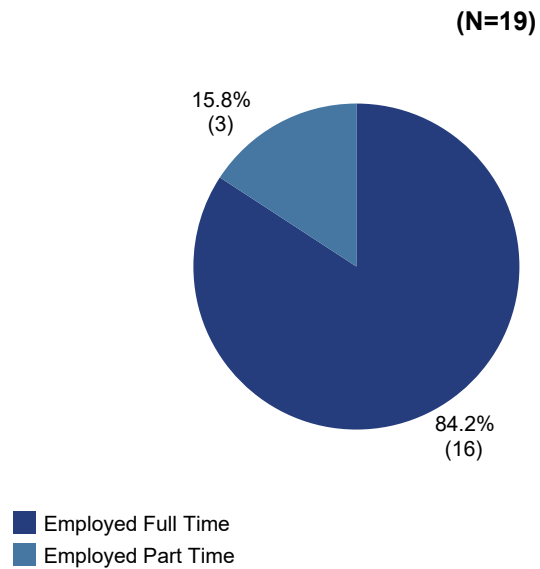


Among successful graduates, there was a 111% increase in employment.

84% of the employed successful graduates were employed full time:



7% (2) of all participants have improved in **education level** at discharge.



DEPARTMENT OF RESEARCH & STATISTICS

KIM NIEVES, PH.D.

DIRECTOR

ANDREW GINDER, MPA

ASSISTANT DIRECTOR

YAN LIU, M.S.

SENIOR STATISTICAL ANALYST

SASANKA ADIKARI, PH.D

DATA SCIENTIST

AMANDA PEREIRA

RESEARCH ASSISTANT