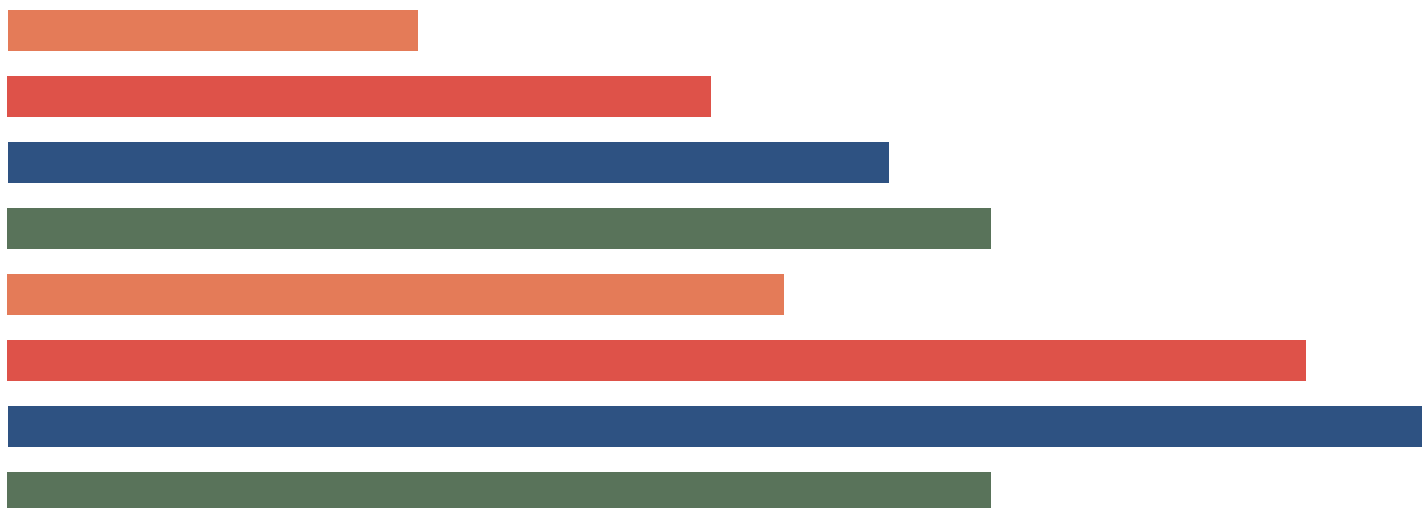


2024

Court of Common Pleas
Caseload Statistics for

Venango County



We are pleased to provide you with a copy of the 2024 County Caseload Display pages. They can also be viewed on the AOPC webpage at www.pacourts.us in the *News & Statistics* section under *Research & Statistics*.

Should you have any questions or comments, please do not hesitate to contact me at 717.231.3300.

Sincerely,

A handwritten signature in black ink, appearing to read 'Sasanka', is written over a horizontal line.

Sasanka Adikari, Ph.D.
Data Scientist
Department of Research and Statistics

Table of Contents

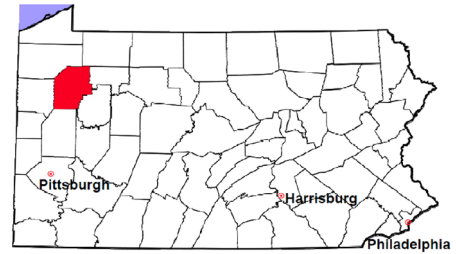
CPCMS Criminal	Page 1
CPCMS Criminal - New Cases by Case Type.....	Page 2
Civil.....	Page 3
Civil - Docketed Cases Listed by Case Type.....	Page 4
Protection From Abuse	Page 5
Spousal & Child Support and Paternity	Page 6
Custody/Partial Custody/Visitation.....	Page 7
Divorce	Page 8
Juvenile Dependency - Active Dependent Inventory	Page 9
Juvenile Dependency - Adjudicated Dependent Inventory	Page 10
Juvenile Delinquency - Cases Pending Disposition.....	Page 11
Juvenile Delinquency - New Cases by Case Type	Page 12
Juvenile Delinquency - Formal Dispositions	Page 13
Juvenile Delinquency - Informal Dispositions	Page 14
Accounts.....	Page 15
Adoptions.....	Page 16
Relinquishments/Terminations	Page 17
Appointment of Guardians	Page 18
Jury Yield and Utilization	Page 19
Treatment Courts.....	Pages 20-21

Venango County

2024 Population estimate: 49,476

Class of County: 6th

No. of Common Pleas Court Judgeships: 2



2024 Criminal No. of Cases

Cases Pending 1/1/2024	219
New Cases Filed in 2024	586
Reopened Cases	26
Cases Available for Processing	831

Processed by:

Withdrawn/Dismissed	36	5.3%
Diversionsary Disposition*	113	16.6%
Guilty Plea	504	74.2%
Non-Jury Trial	4	0.6%
Jury Trial	4	0.6%
Inactive	16	2.4%
Other	2	0.3%
Total Cases Processed	679	100.0%

Cases Pending 12/31/2024 **152**

Cases Awaiting Sentencing 43

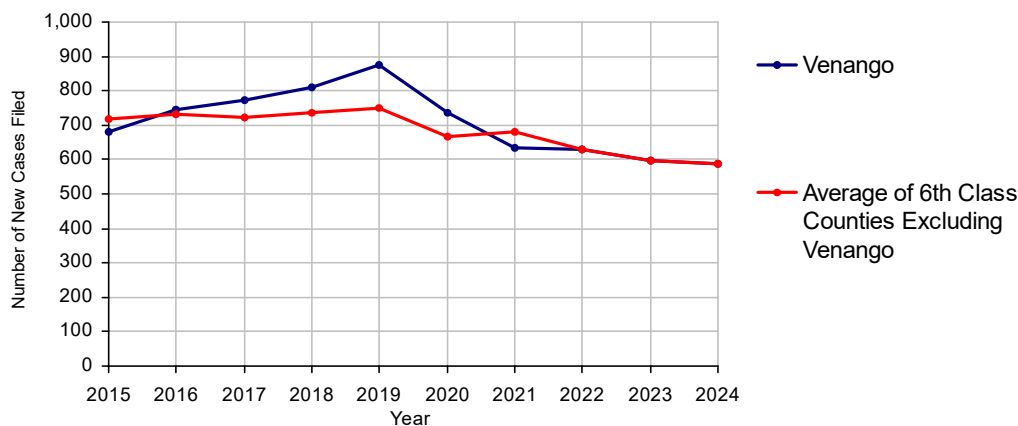
Data provided by Common Pleas Case Management System

* Includes other diversionary programs such as Veterans Court.

Age of Pending Cases as of 12/31/2024

0-60 Days	68	44.7%
61-120 Days	51	33.6%
121-180 Days	12	7.9%
181-240 Days	5	3.3%
241-300 Days	2	1.3%
301-360 Days	2	1.3%
Over 360 Days	12	7.9%
Total	152	100.0%

Criminal New Cases, 2015-2024



Venango County

2024 Population: 49,476
Class of County: 6th
No. of Common Pleas Judgeships: 2

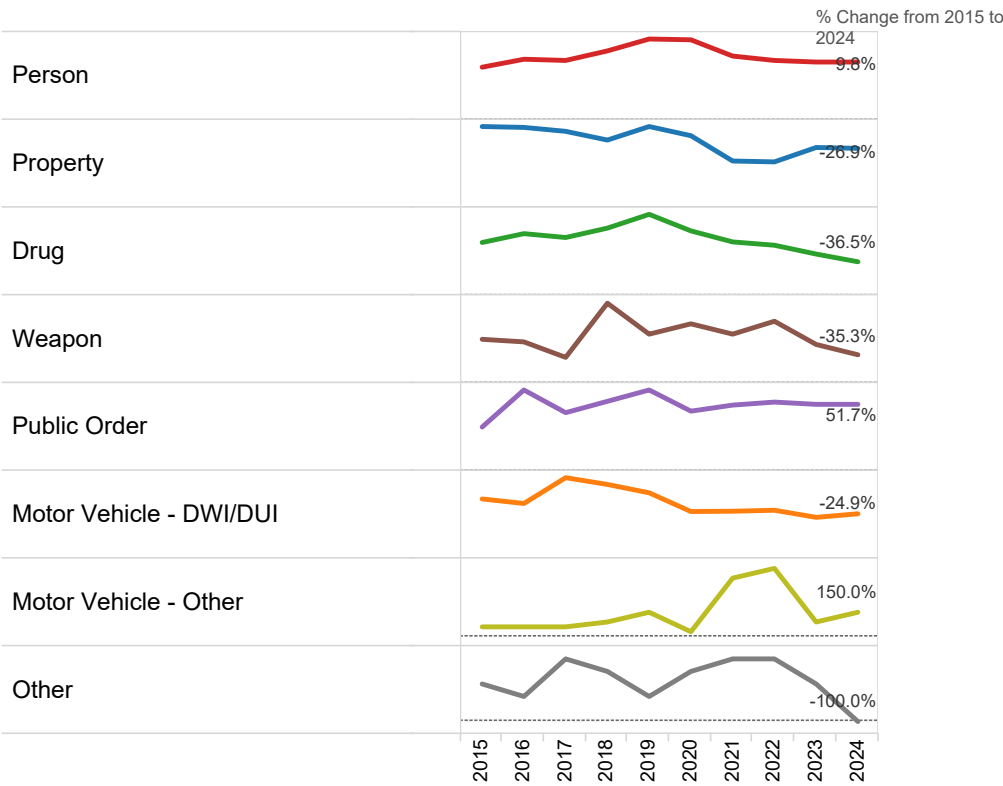


2024 Criminal - New Cases by Offense Type

Case Type	Felony	Misdemeanor	Summary	Total	
Person	70	76	0	146	24.9%
Property	76	60	0	136	23.2%
Drug	23	38	0	61	10.4%
Weapon	9	2	0	11	1.9%
Public Order	36	52	0	88	15.0%
Motor Vehicle - DWI/DUI	7	132	0	139	23.7%
Motor Vehicle - Other	0	5	0	5	0.9%
Other	0	0	0	0	0.0%
Total	221	365	0	586	100.0%
	37.7%	62.3%	0.0%	100.0%	

Data provided by Common Pleas Case Management System

Criminal New Cases by Offense Type, 2015-2024

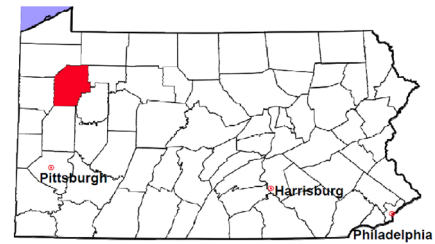


Venango County

2024 Population estimate: 49,476

Class of County: 6th

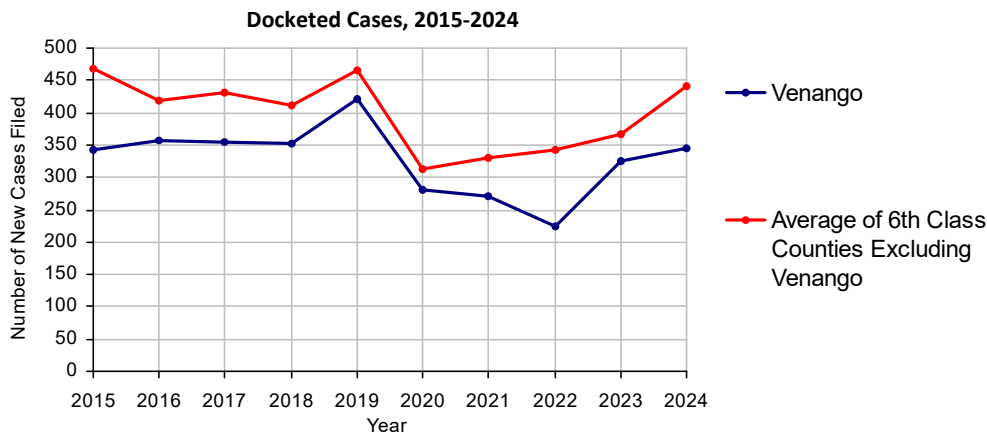
No. of Common Pleas Court Judgeships: 2



2024 Civil	Civil Action	Other	Total
Cases Pending 1/1/2024	359	298	657
Docketed Cases	256	89	345
Arbitration Appeals	0	0	0
Transferred In	0	0	0
Returned to Active	0	0	0
Cases Available for Processing	615	387	1,002
Processed By:			
Default Judgments	18	11	29
Cases Decided by Arbitration Board	0	0	0
Dispositive Motions	0	0	0
Settlements	16	6	22
Moved to Inactive Status	0	0	0
Transferred/Withdrawn	3	3	6
Dismissed/Discontinued	81	29	110
Administrative Purge	297	190	487
Other	22	30	52
Jury Trial	0	0	0
Non-Jury Trial	0	0	0
Total Cases Processed	437	269	706
Cases Pending 12/31/2024	178	118	296

Age of Pending Cases as of 12/31/2024 (Civil Action Only)

0-6 months	100	56.2%
7-12 months	32	18.0%
13-18 months	9	5.1%
19-24 months	11	6.2%
25-30 months	10	5.6%
31-36 months	4	2.2%
37-42 months	1	0.6%
43-48 months	3	1.7%
49-54 months	3	1.7%
55-60 months	1	0.6%
61-66 months	0	
67-72 months	1	0.6%
Over 72 months	3	1.7%
Total	178	100.0%

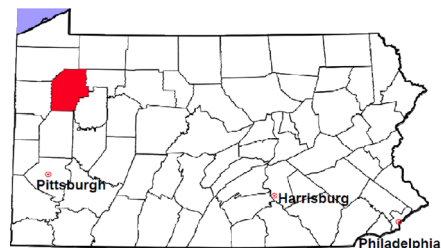


Venango County

2024 Population estimate: 49,476

Class of County: 6th

No. of Common Pleas Court Judgeships: 2



2024 Civil - Docketed Cases Listed by Case Type

TORT 30 8.7%

(does not include mass tort)

Intentional	0
Malicious Prosecution	0
Motor Vehicle	18
Nuisance	0
Premise Liability	4
Product Liability	1
Slander/Libel/Defamation	0
Other	7

MASS TORT 0

Asbestos	0
Tobacco	0
Toxic Tort - DES	0
Toxic Tort - Implant	0
Toxic Waste	0
Other	0

PROFESSIONAL LIABILITY 1 0.3%

Dental	0
Legal	0
Medical Malpractice	1
Other	0

CONTRACT 223 64.6%

(does not include judgments)

Buyer Plaintiff	3
Debt Collection: Credit Card	134
Debt Collection: Other	76
Employment Dispute: Discrimination	0
Employment Dispute: Other	3
Other	7

Of the Docketed Cases:

Pro Se Filings: 6 1.7% Class Action Suits: 6 1.7% MDJ Appeals: 5 1.4%

*Civil Other

REAL PROPERTY 56 16.2%

Ejectment*	4
Eminent Domain/Condemnation*	2
Ground Rent	0
Landlord/Tenant Dispute	2
Mortgage Foreclosure:	
Residential*	37
Commercial*	1
Partition of Real Property*	2
Quiet Title*	4
Other*	4

CIVIL APPEALS 7 2.0%

- Administrative Agencies

Board of Assessment*	0
Board of Elections*	0
Dept. of Transportation*	2
Zoning Board*	0
Statutory Appeal - Other*	2
Other*	3

MISCELLANEOUS 28 8.1%

Common Law/	
Statutory Arbitration*	0
Declaratory Judgment*	6
Mandamus*	1
Non-Domestic Relations	
Restraining Order*	0
Quo Warranto*	0
Replevin*	5
Other*	16

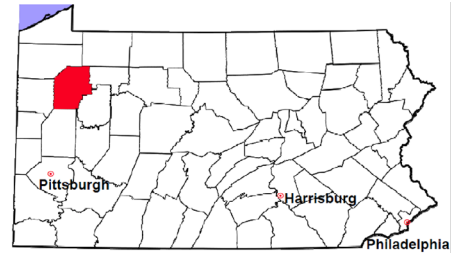
TOTAL DOCKETED CASES: 345 100.0%

Venango County

2024 Population estimate: 49,476

Class of County: 6th

No. of Common Pleas Court Judgeships: 2



2024 Protection From Abuse

**No. of
Petitions**

Cases Pending 1/1/2024 7 (R)

New Cases Filed in 2024 145

Of these, Petitions Requesting Temporary Orders: 145 (100.0%)

Temporary Orders DENIED: 15 (10.3%), Temporary Orders GRANTED: 130 (89.7%)

Cases Available for Processing

152

Processed By:

Temporary Order DENIED After Ex Parte Hearing and No Evidentiary Hearing Scheduled 64 45.4%

Temporary Order DISMISSED After Evidentiary Hearing and No Final Order Entered 6 4.3%

Final Order DENIED After Evidentiary Hearing Before a Judge or a Judicial Officer 3 2.1%

Final Order GRANTED After Evidentiary Hearing Before a Judge or a Judicial Officer 68 48.2%

Plaintiff Did Not Appear For Evidentiary Hearing 0

Final Order by STIPULATION OR AGREEMENT Between the Parties 0

Petition WITHDRAWN by Plaintiff 0

TRANSFERRED to Another Jurisdiction 0

Other 0

Cases Processed

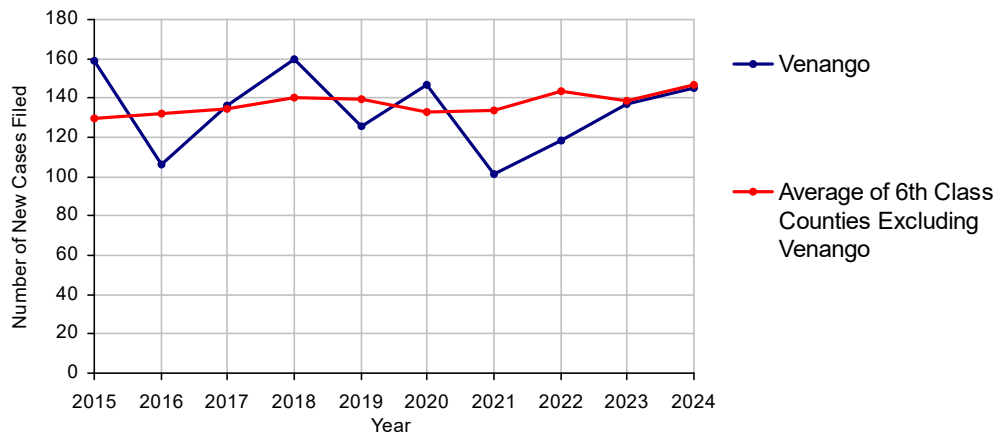
141 100.0%

Cases Pending 12/31/2024

11

(R) - Revised

PFA New Cases Filed, 2015-2024

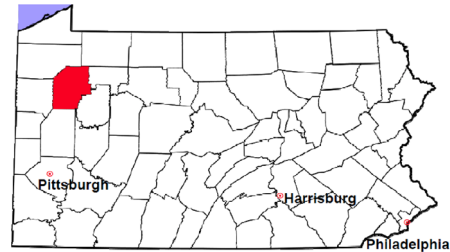


Venango County

2024 Population estimate: 49,476

Class of County: 6th

No. of Common Pleas Court Judgeships: 2



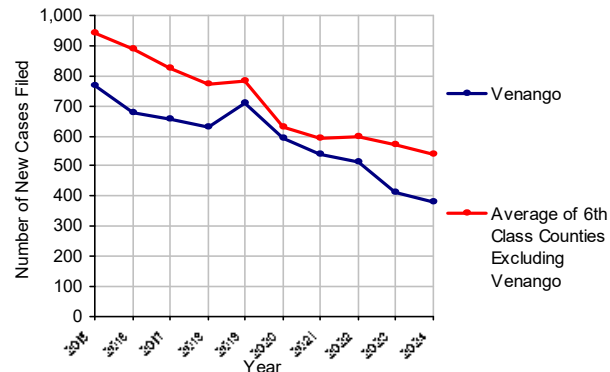
2024 Spousal & Child Support	No. of Petitions	
Cases Pending 1/1/2024	72	
New Cases Filed in 2024	382	
Dockets Transferred In (+)	8	
Dockets Transferred Out (-)	3	
Cases Available for Processing	459	
Processed By:		
Judge	6	1.7%
Intake Officer	293	80.9%
Hearing Officer	63	17.4%
Other	0	
Cases Processed	362	100.0%
Cases Pending 12/31/2024	97	

Data provided by PACSES

2024 Paternity	No. of Cases	
Acknowledgements Filed:		
Non-Domestic Relations Section	39	79.6%
During Conference	0	
Non-Stipulated (post genetic test)	0	
Pre-Trial Conference	10	20.4%
Total	49	100.0%
Established:		
Stipulated by Genetic Tests	11	68.8%
Default - Father Failed to Appear	0	
Adjudication by Court Proceeding	0	
Out of State	5	31.3%
Total	16	100.0%
Cases Pending 12/31/2024	9	

Data provided by PACSES

Spousal & Child Support New Cases Filed, 2015-2024



DEFINITIONS:

ACKNOWLEDGEMENTS FILED:

NON-DOMESTIC RELATIONS SECTION: The voluntary Acknowledgement of Paternity by the alleged father.

DURING CONFERENCE: The alleged father signed the Acknowledgement of Paternity-Waiver of Trial (PE-010) at the initial child support conference.

NON-STIPULATED (POST GENETIC TEST): The alleged father signed the Acknowledgement of Paternity-Waiver of Trial after genetic tests were conducted and resulted in the alleged father being determined to be the biological father.

PRE-TRIAL CONFERENCE: The alleged father signed the Acknowledgement of Paternity-Waiver of Trial at the pre-trial conference.

ESTABLISHED:

STIPULATED BY GENETIC TESTS: The alleged father requested genetic tests and signed a stipulation that if the test results had a 99% or higher probability of paternity then the alleged father would be stipulated as the biological father of the child.

DEFAULT - FATHER FAILED TO APPEAR: The alleged father failed to appear after being served for either a support conference, hearing, or genetic test and a default paternity order was entered by the court.

ADJUDICATION BY COURT PROCEEDING: The alleged father was determined to be the biological father of the child through a court proceeding.

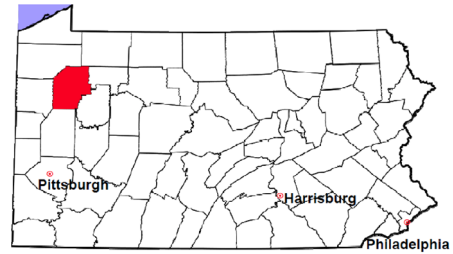
OUT OF STATE: Paternity was established in another state, "Out of state only".

Venango County

2024 Population Estimate: 49,476

Class of County: 6th

No. of Common Pleas Court Judgeships: 2



2024 Custody/Partial Custody/Visitation

No. of
Petitions

Cases Pending 1/1/2024

1,201

New Cases Filed in 2024

66

Cases Available for Processing

1,267

Processed By:

Judge

0

Non-Judicial Officer

0

Administrative Review/Purge

1,150

92.1%

Other

99

7.9%

Cases Processed

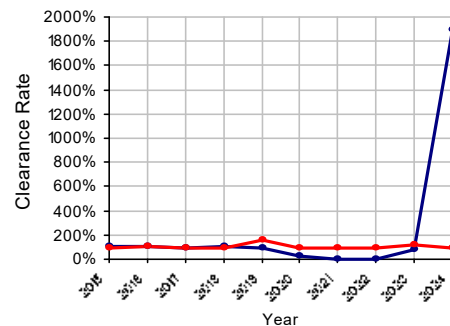
1,249

100.0%

Cases Pending 12/31/2024

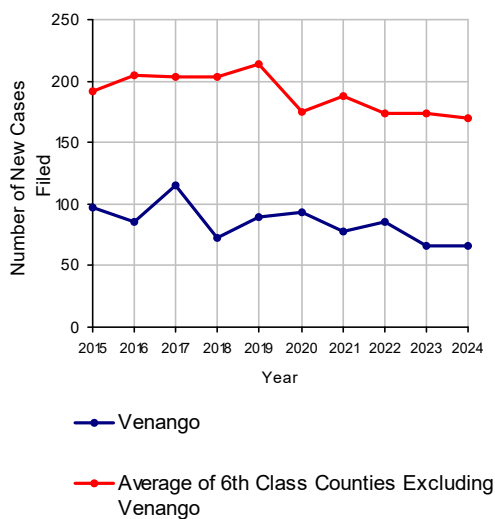
18

Clearance Rate, 2015-2024

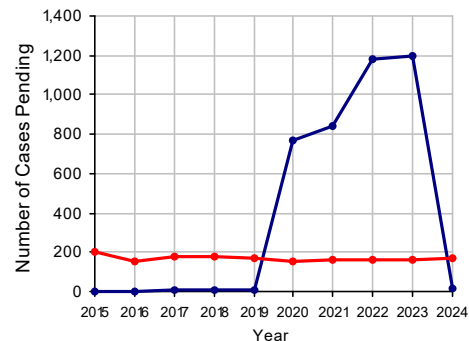


Note: Clearance Rate = Cases Processed / New Cases Filed

Custody/Partial Custody/Visitation New Cases Filed, 2015-2024



Cases Pending at the End of Year, 2015-2024

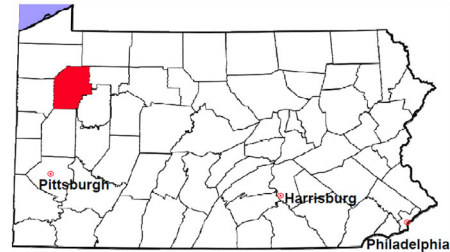


Venango County

2024 Population estimate: 49,476

Class of County: 6th

No. of Common Pleas Court Judgeships: 2



2024 Divorce

No. of Petitions

Cases Pending 1/1/2024 338

New Cases Filed in 2024 144

Cases Available for Processing 482

Processed By:

Contested Before a Judge 0

Contested Before a Non-Judicial Officer 0

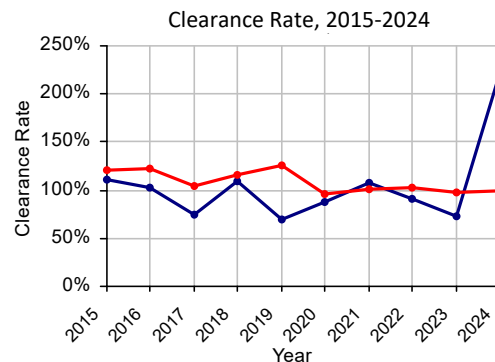
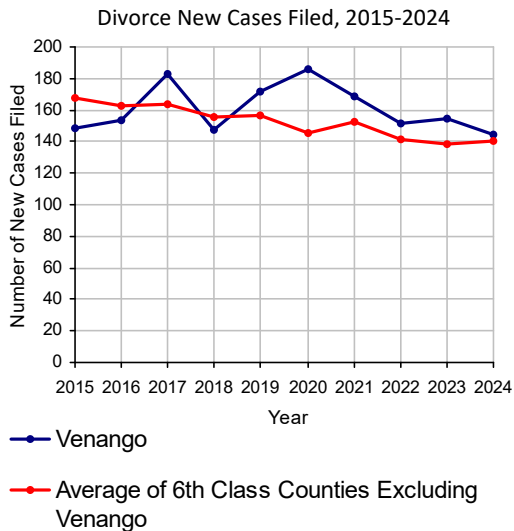
Uncontested 79 24.8%

Administrative Review/Purge 102 32.1%

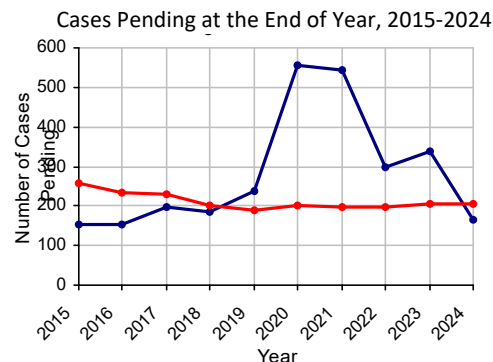
Other 137 43.1%

Cases Processed 318 100.0%

Cases Pending 12/31/2024 164



Note: Clearance Rate = Cases Processed / New Cases Filed

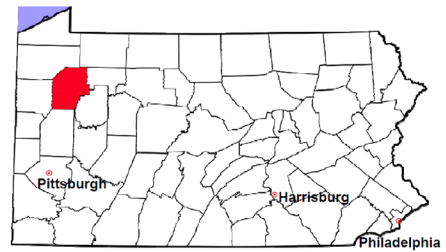


Venango County

2024 Population estimate: 49,476

Class of County: 6th

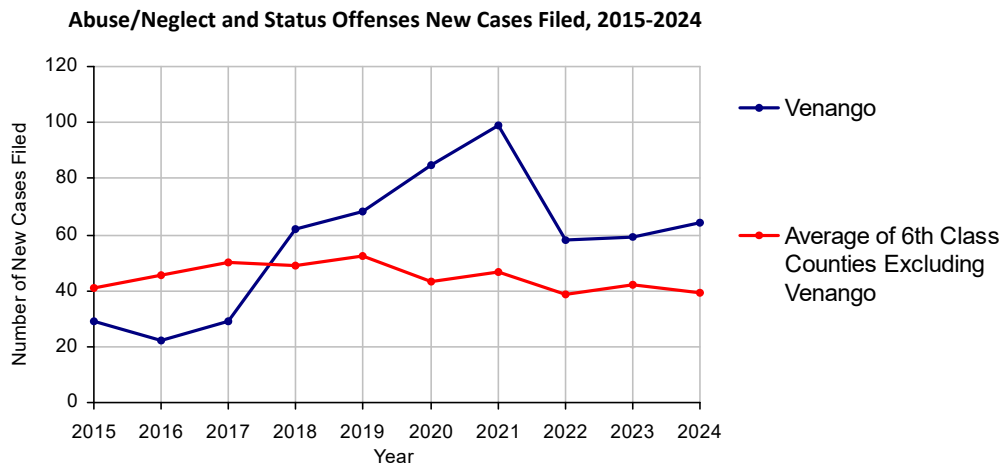
No. of Common Pleas Court Judgeships: 2



2024 Juvenile Dependency - Petitions Pending Adjudication

	Abuse/ Neglect	Status Offenses	Total
Cases Pending 1/1/2024	44	0	44
New Petitions Filed in 2024	59	5	64
Other	3	0	3
Total Petitions Available for Processing	106	5	111
Processed by:			
Adjudicated Dependent			
Judge	47	4	51
Juvenile Court Hearing Officer	0	0	0
Adjudicated NOT Dependent			
Judge	0	0	0
Juvenile Court Hearing Officer	0	0	0
Withdrawn/Transferred	3	0	3
Dismissed/Other	10	0	10
Total Petitions Processed	60	4	64
Cases Pending 12/31/2024	46	1	47

Data provided by Common Pleas Case Management System

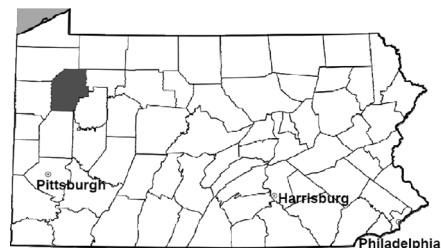


Venango County

2024 Population estimate: 49,476

Class of County: 6th

No. of Common Pleas Court Judgeships: 2



2024 Juvenile Dependency - Adjudicated Dependent Inventory

	Abuse/ Neglect	Status Offenses	Total
Cases Pending 1/1/2024	107	2	109
New Adjudicated Dependent Cases	47	4	51
Other	6	0	6
Total Adjudicated Dependent Cases	160	6	166

Court Supervision Terminated:

Family Reunification	28	44.4%	0	28	44.4%	
Adoption	9	14.3%	0	9	14.3%	
Placement with a Relative/Guardian	16	25.4%	0	16	25.4%	
Aged Out	4	6.3%	0	4	6.3%	
Other Permanency Outcomes*	0		0	0		
Other**	6	9.5%	0	6	9.5%	
Total Adjudicated Dependent Cases Terminated	63	100.0%	0	100.0%	63	100.0%
Cases Pending 12/31/2024	97		6		103	

Data provided by Common Pleas Case Management System

* Other Permanency Outcomes include: adjudicated delinquent, death due to natural causes, emancipation, permanent living arrangement, and parent has come forward.

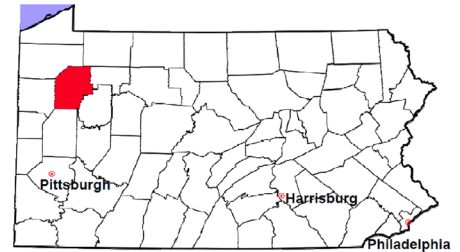
** Other includes cases where court supervision is terminated due to transfer out of jurisdiction, withdrawal and administrative closure.

Venango County

2024 Population estimate: 49,476

Class of County: 6th

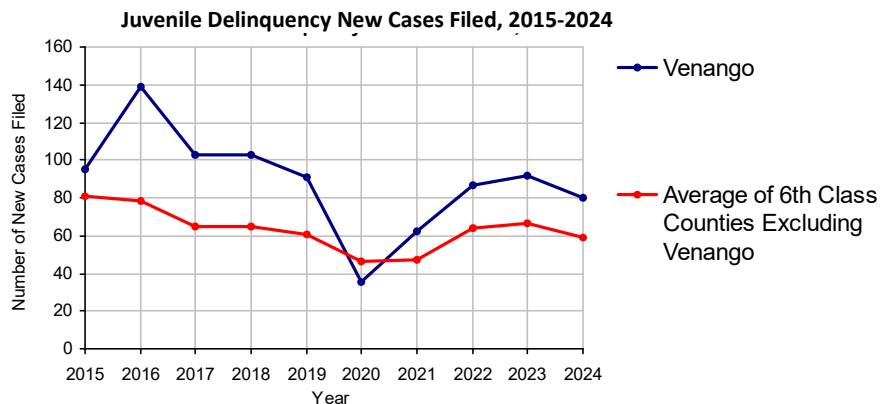
No. of Common Pleas Court Judgeships: 2



2024 Juvenile Delinquency - Cases Pending Disposition

Begin Pending	81
New Cases	80
Consent Decree Revoked	1
Informal Adjustment Program Revoked	0
Alternative Program Revoked	0
Warrant Returned	0
Other	8
Total Cases Available for Disposition	170
Warrant Issued	0
Disposed by:	
Adjudicated Delinquent by a Judge	19
Adjudicated Delinquent by a Juvenile Court Hearing Officer	5
Consent Decree Entered	19
Informal Adjustment Program Entered	6
Warned and Counseled (Pre-Petition)	0
Dismissed/Withdrawn/Transferred	44
Transferred to Criminal Court	2
Other	1
Total Cases Disposed	96
End Pending	74

Data provided by Common Pleas Case Management System



Venango County

2024 Population: 49,476
Class of County: 6th
No. of Common Pleas Judgeships: 2

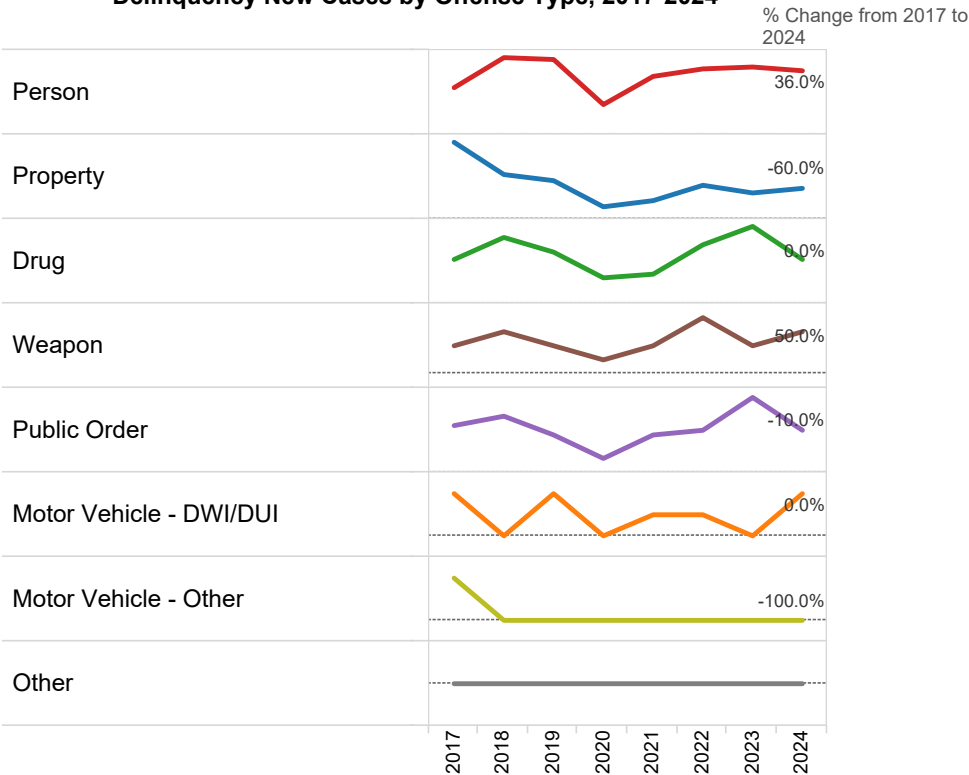


2024 Delinquency - New Cases by Offense Type

Case Type	Felony	Misdemeanor	Summary	Total	
Person	15	19	0	34	42.5%
Property	15	5	0	20	25.0%
Drug	0	12	0	12	15.0%
Weapon	0	3	0	3	3.8%
Public Order	0	6	3	9	11.3%
Motor Vehicle - DWI/DUI	0	2	0	2	2.5%
Motor Vehicle - Other	0	0	0	0	0.0%
Other	0	0	0	0	0.0%
Total	30	47	3	80	100.0%
	37.5%	58.8%	3.8%	100.0%	

Data provided by Common Pleas Case Management System

Delinquency New Cases by Offense Type, 2017-2024

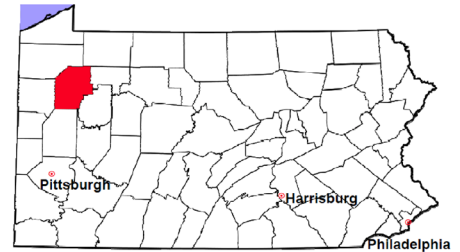


Venango County

2024 Population estimate: 49,476

Class of County: 6th

No. of Common Pleas Court Judgeships: 2



2024 Juvenile Delinquency - Formal Dispositions

Begin Pending	38
Adjudicated Delinquent by a Judge	19
Adjudicated Delinquent by a Juvenile Court Hearing Officer	5
Warrant Returned	0
Other	1
Total Adjudicated Delinquent Cases	63
Warrant Issued	0
Court Supervision Terminated:	
Conditions Satisfied	12
Compelling Reasons	2
Reached Age 21	4
Transferred to Another Juvenile Court	0
Other	1
Total Adjudicated Delinquent Cases Terminated	19
End Pending	44

(R) - Revised

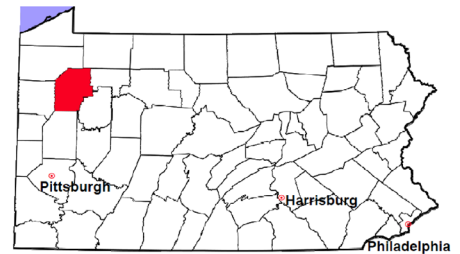
Data provided by Common Pleas Case Management System

Venango County

2024 Population estimate: 49,476

Class of County: 6th

No. of Common Pleas Court Judgeships: 2



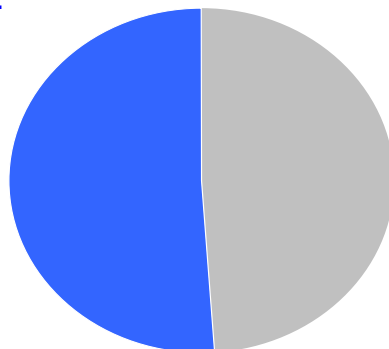
2024 Juvenile Delinquency - Informal Dispositions

Pending Consent Decrees	13
Pending Informal Adjustments	1
New Consent Decrees	19
New Informal Adjustments	6
Warrant Returned	0
Other	0
Cases Informally Disposed	39
Warrant Issued	0
Terminated by:	
Consent Decree Completed	13
Informal Adjustment Completed	4
Consent Decree Revoked	1
Informal Adjustment Program Revoked	0
Other	5
Total Informally Disposed Cases Terminated	23
End Pending	16

(R) - Revised

Data provided by Common Pleas Case Management System

Informal Dispositions: **51%**



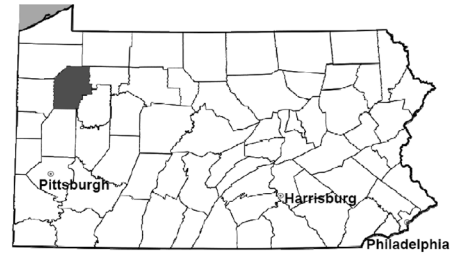
Delinquency Cases are disposed either formally, at a proceeding held before a judge or hearing officer, or informally without a proceeding. Informal dispositions include informal adjustments supervised by a juvenile probation officer; consent decrees agreed upon with the District Attorney after a petition is filed; or other pre-petition process by the juvenile probation department.

Venango County

2024 Population estimate: 49,476

Class of County: 6th

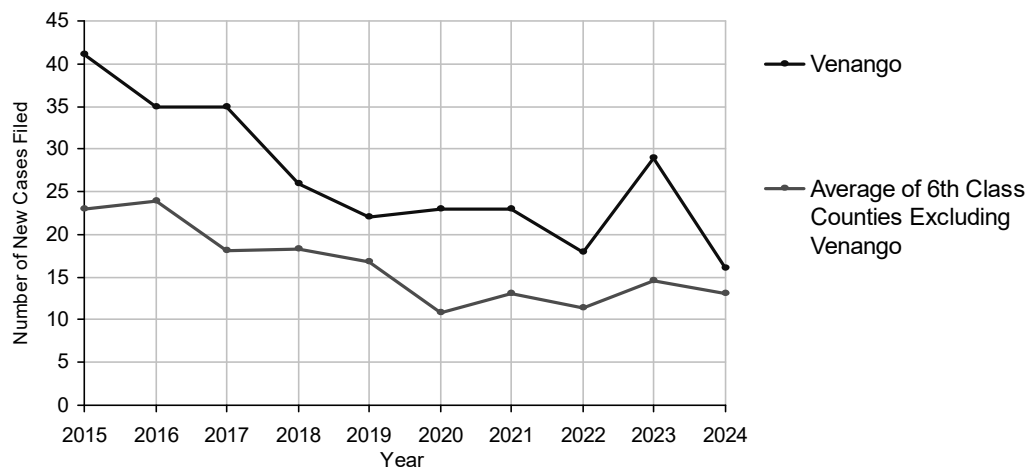
No. of Common Pleas Court Judgeships: 2



2024 Accounts	No. of Cases	
Cases Pending 1/1/2024	32 ^(R)	
New Cases Filed in 2024	16	
Cases Available for Processing	48	
Processed By:		
Contested before a Judge	0	
Contested before a Non-Judicial Officer	5	12.2%
Uncontested	35	85.4%
Other	1	2.4%
Cases Processed	41	100.0%
Cases Pending 12/31/2024	7	

(R) - Revised

Accounts New Cases Filed, 2015-2024

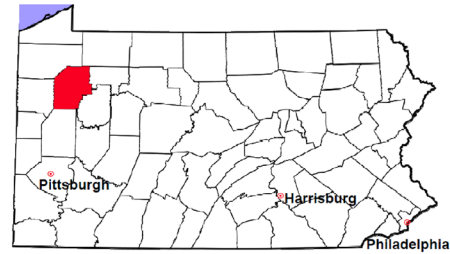


Venango County

2024 Population estimate: 49,476

Class of County: 6th

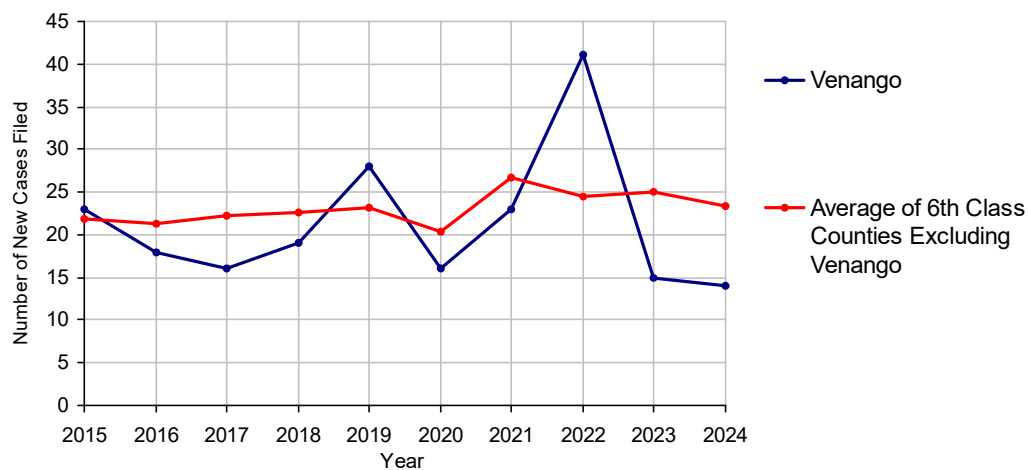
No. of Common Pleas Court Judgeships: 2



2024 Adoptions			No. of Cases
Cases Pending 1/1/2024			7 ^(R)
New Cases Filed in 2024			14
Cases Available for Processing			21
Processed By:			
Contested before a Judge	Granted		0
	Denied		0
Uncontested	Granted	15	100.0%
	Denied	0	
Other			0
Cases Processed			15 100.0%
Cases Pending 12/31/2024			6

(R) - Revised

Adoptions New Cases Filed, 2015-2024

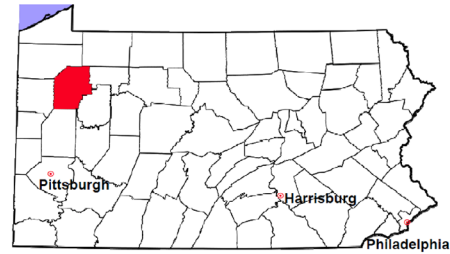


Venango County

2024 Population estimate: 49,476

Class of County: 6th

No. of Common Pleas Court Judgeships: 2



2024 Relinquishments/Terminations

**No. of
Cases**

Cases Pending 1/1/2024 41 (R)

New Cases Filed in 2024 40

Cases Available for Processing 81

Processed By:

Contested before a Judge 1 14.3%

Uncontested 6 85.7%

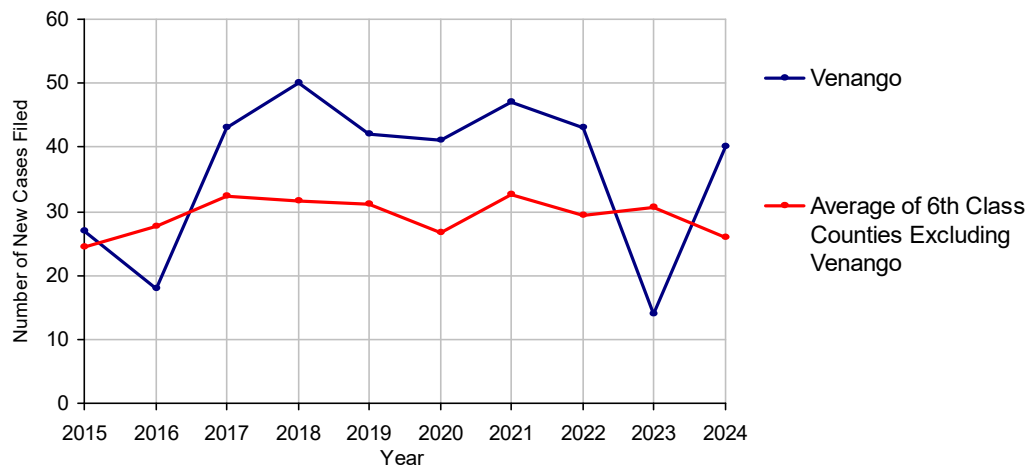
Other 0

Cases Processed 7 100.0%

Cases Pending 12/31/2024 74

(R) - Revised

Relinquishments/Terminations New Cases Filed, 2015-2024

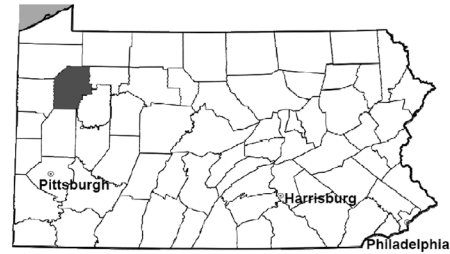


Venango County

2024 Population estimate: 49,476

Class of County: 6th

No. of Common Pleas Court Judgeships: 2



2024 Appointment of Guardians

**No. of
Cases**

Cases Pending 1/1/2024 43

New Cases Filed in 2024 12

Cases Available for Processing 55

Processed By:

Contested before a Judge 0

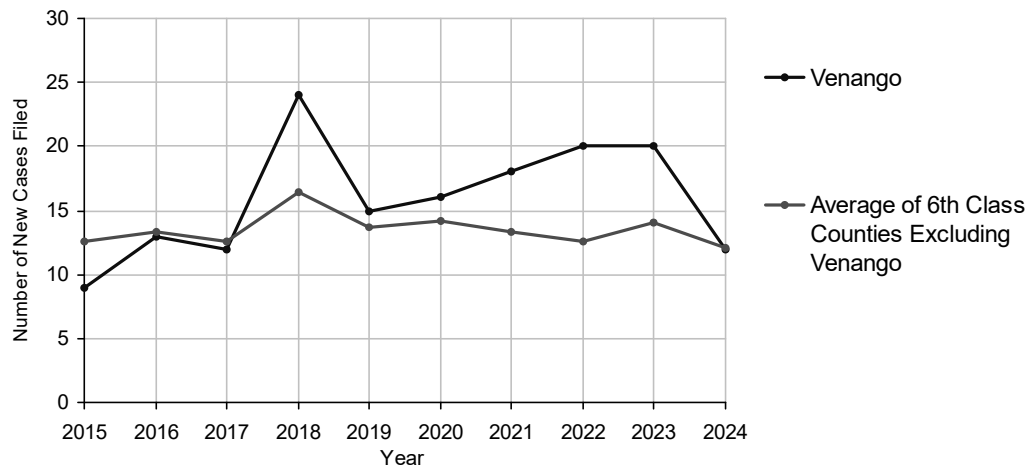
Uncontested 12 46.2%

Other 14 53.8%

Cases Processed 26 100.0%

Cases Pending 12/31/2024 29

Appointment of Guardians New Cases Filed, 2015-2024

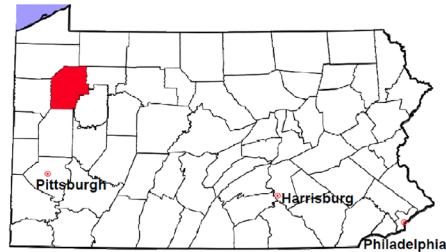


Venango County

2024 Population estimate: 49,476

Class of County: 6th

No. of Common Pleas Court Judgeships: 2



2024 Jury Yield and Utilization

Jury Yield

Qualification Questionnaires/Summonses Mailed:	1,575	A		
Returned Undeliverable:	13	B	0.8%	Of Qualification Questionnaires/ Summonses Mailed
Not Responded to:	105	C	6.7%	
the Number of Prospective Jurors:				
Disqualified:	79	D	5.0%	
Exempted:	4	E	0.3%	
Excused:	195	F	12.4%	
Deferred to New Term:	113	G	7.2%	
Deferred from Previous Term:	171	H	10.9%	
Total Number of Qualified Jurors Available for Service:	1,237	I	78.5%	

$I=A-B-C-D-E-F-G+H$

Jury Utilization

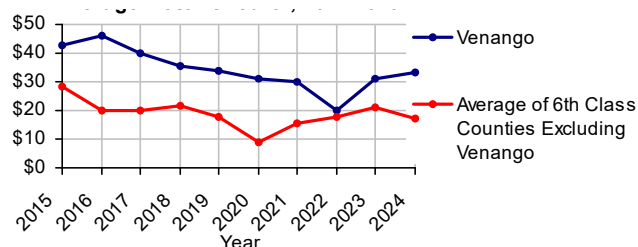
the Number of Jurors:			
Reporting for Service:	1,094	88.4%	Of Jurors Qualified and Available
Told Not to Report for Service:	503	40.7%	
Sent to Courtroom for Jury Selection (Voir Dire):	551	50.4%	Of Jurors Reporting for Service
Impaneled or Sworn (jurors/alternates):	191	17.5%	
Removed for Cause/Hardship:	114		
Removed by Peremptory Challenge:	150		
Number of Jury Trials Started:	6		
Pool Days:	10		
Zero Panel Days:	3	30.0%	(Of Pool Days)

Jury Costs

Total Annual Budget for Juror Operations:	\$52,180.00	J
Average Cost Per Juror:	\$33.13	K

$K = J/A$

Average Cost Per Juror, 2015-2024



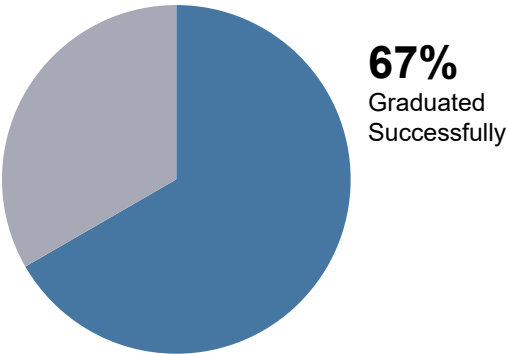
Venango County

2024 Treatment Courts

3 Discharges

4 Admissions

Of All Court Participants Discharged:



Adult Drug Court

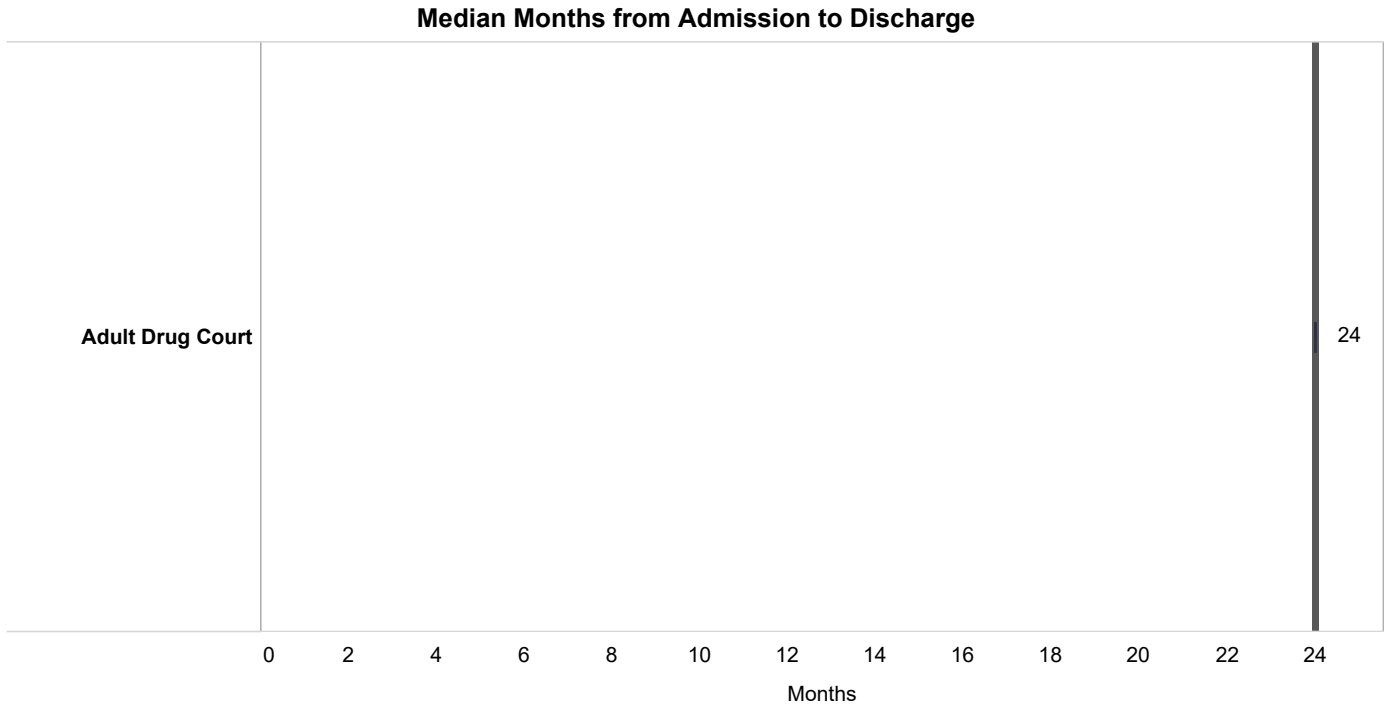


Discharge Reason

	Successfully Completed	Unsuccessful /Absconded	Total Discharges
Adult Drug Court	2 (66.7%)	1 (33.3%)	3 (100.0%)

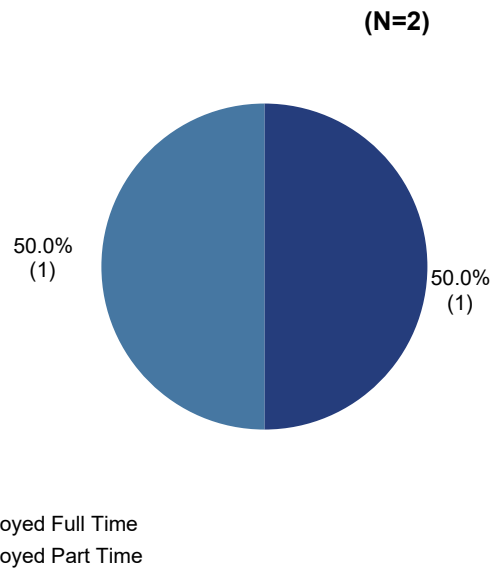
Venango County

2024 Treatment Courts



Among successful graduates, there was a increase in employment.

50% of the employed successful graduates were employed full time:



DEPARTMENT OF RESEARCH & STATISTICS

KIM NIEVES, PH.D.

DIRECTOR

ANDREW GINDER, MPA

ASSISTANT DIRECTOR

YAN LIU, M.S.

SENIOR STATISTICAL ANALYST

SASANKA ADIKARI, PH.D

DATA SCIENTIST

AMANDA PEREIRA

RESEARCH ASSISTANT