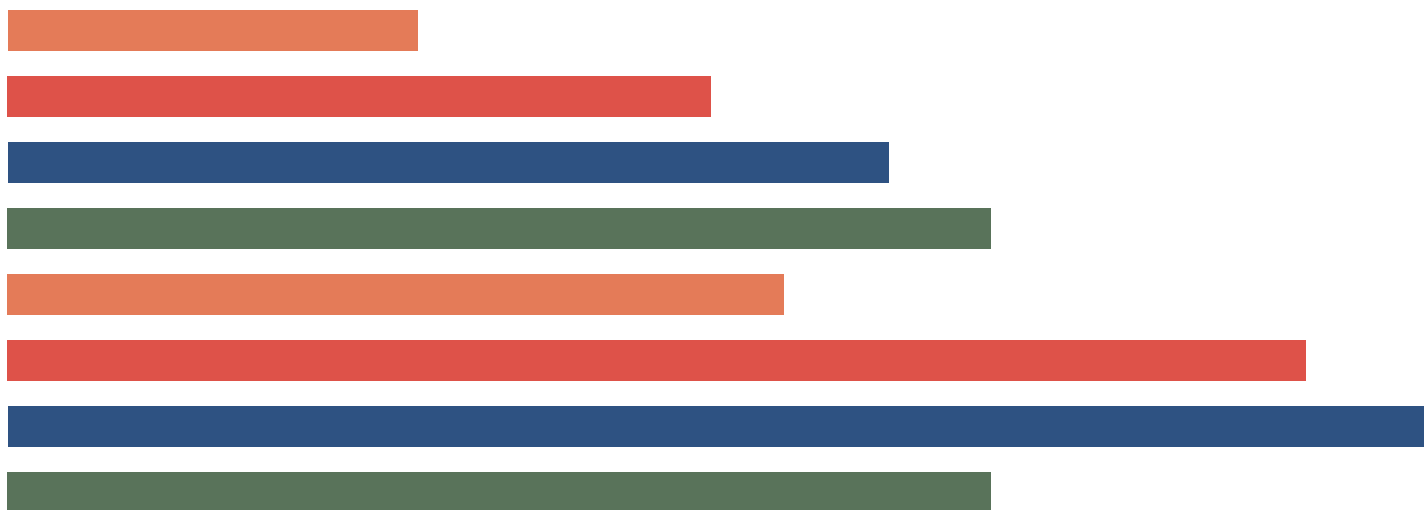


2024

Court of Common Pleas
Caseload Statistics for

Wayne County



We are pleased to provide you with a copy of the 2024 County Caseload Display pages. They can also be viewed on the AOPC webpage at www.pacourts.us in the *News & Statistics* section under *Research & Statistics*.

Should you have any questions or comments, please do not hesitate to contact me at 717.231.3300.

Sincerely,

A handwritten signature in black ink, appearing to read 'Sasanka', is written over a horizontal line.

Sasanka Adikari, Ph.D.
Data Scientist
Department of Research and Statistics

Table of Contents

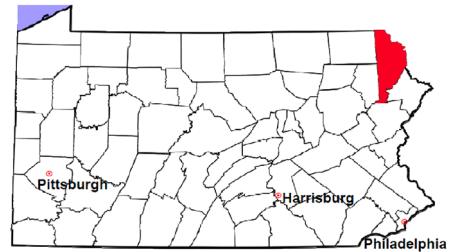
CPCMS Criminal	Page 1
CPCMS Criminal - New Cases by Case Type.....	Page 2
Civil.....	Page 3
Civil - Docketed Cases Listed by Case Type.....	Page 4
Protection From Abuse	Page 5
Spousal & Child Support and Paternity	Page 6
Custody/Partial Custody/Visitation.....	Page 7
Divorce	Page 8
Juvenile Dependency - Active Dependent Inventory	Page 9
Juvenile Dependency - Adjudicated Dependent Inventory	Page 10
Juvenile Delinquency - Cases Pending Disposition.....	Page 11
Juvenile Delinquency - New Cases by Case Type	Page 12
Juvenile Delinquency - Formal Dispositions	Page 13
Juvenile Delinquency - Informal Dispositions	Page 14
Accounts.....	Page 15
Adoptions.....	Page 16
Relinquishments/Terminations	Page 17
Appointment of Guardians	Page 18
Jury Yield and Utilization	Page 19
Treatment Courts.....	Pages 20-21

Wayne County

2024 Population estimate: 51,419

Class of County: 6th

No. of Common Pleas Court Judgeships: 2



2024 Criminal No. of Cases

Cases Pending 1/1/2024	154
New Cases Filed in 2024	408
Reopened Cases	23
Cases Available for Processing	585

Processed by:

Withdrawn/Dismissed	34	7.8%
Diversionsary Disposition*	64	14.7%
Guilty Plea	291	66.9%
Non-Jury Trial	1	0.2%
Jury Trial	5	1.1%
Inactive	38	8.7%
Other	2	0.5%
Total Cases Processed	435	100.0%

Cases Pending 12/31/2024 **150**

Cases Awaiting Sentencing 32

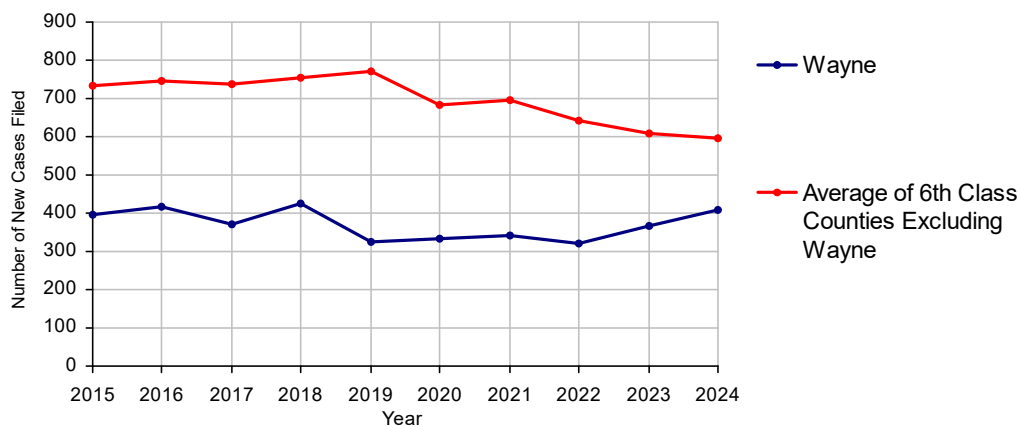
Data provided by Common Pleas Case Management System

* Includes other diversionary programs such as Veterans Court.

Age of Pending Cases as of 12/31/2024

0-60 Days	43	28.7%
61-120 Days	36	24.0%
121-180 Days	20	13.3%
181-240 Days	17	11.3%
241-300 Days	15	10.0%
301-360 Days	7	4.7%
Over 360 Days	12	8.0%
Total	150	100.0%

Criminal New Cases, 2015-2024



Wayne County

2024 Population: 51,419
Class of County: 6th
No. of Common Pleas Judgeships: 2

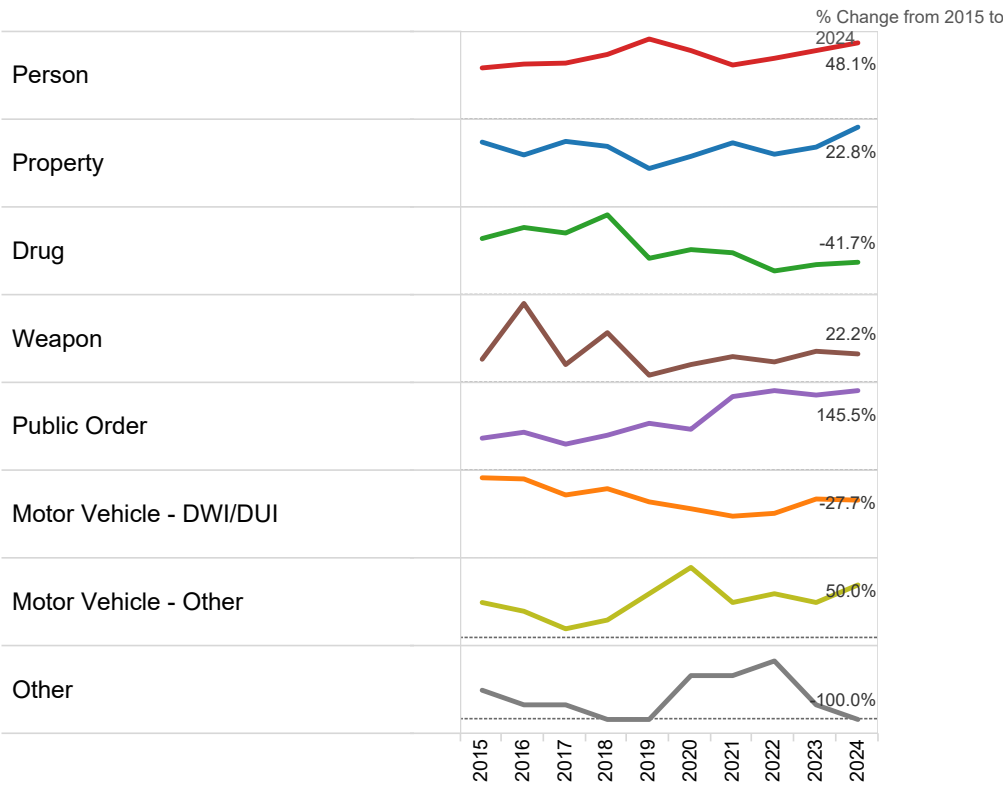


2024 Criminal - New Cases by Offense Type

Case Type	Felony	Misdemeanor	Summary	Total	
Person	41	39	0	80	19.6%
Property	71	42	0	113	27.7%
Drug	20	22	0	42	10.3%
Weapon	7	4	0	11	2.7%
Public Order	25	29	0	54	13.2%
Motor Vehicle - DWI/DUI	7	95	0	102	25.0%
Motor Vehicle - Other	2	4	0	6	1.5%
Other	0	0	0	0	0.0%
Total	173	235	0	408	100.0%
	42.4%	57.6%	0.0%	100.0%	

Data provided by Common Pleas Case Management System

Criminal New Cases by Offense Type, 2015-2024

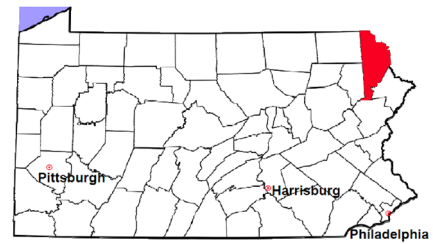


Wayne County

2024 Population estimate: 51,419

Class of County: 6th

No. of Common Pleas Court Judgeships: 2

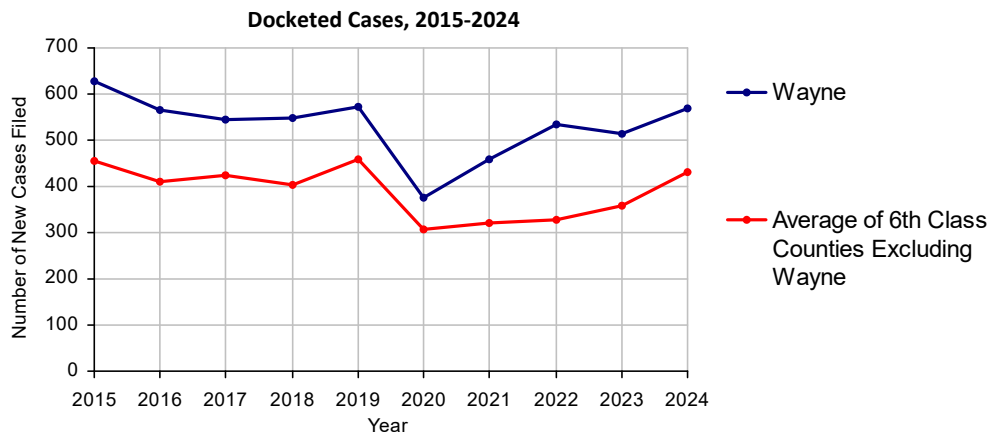


2024 Civil	Civil Action	Other	Total
Cases Pending 1/1/2024	239	170	409 (R)
Docketed Cases	372	197	569
Arbitration Appeals	5	0	5
Transferred In	0	0	0
Returned to Active	6	3	9
Cases Available for Processing	622	370	992
Processed By:			
Default Judgments	109	65	174
Cases Decided by Arbitration Board	21	4	25
Dispositive Motions	4	8	12
Settlements	39	38	77
Moved to Inactive Status	3	2	5
Transferred/Withdrawn	5	8	13
Dismissed/Discontinued	138	61	199
Administrative Purge	14	4	18
Other	10	4	14
Jury Trial	1	1	2
Non-Jury Trial	3	12	15
Total Cases Processed	347	207	554
Cases Pending 12/31/2024	275	163	438

Age of Pending Cases as of 12/31/2024 (Civil Action Only)

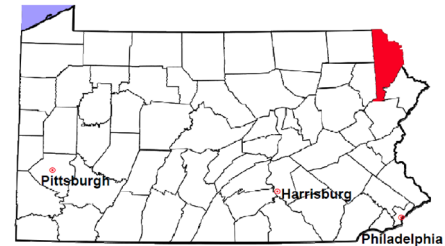
0-6 months	151	54.9%
7-12 months	68	24.7%
13-18 months	27	9.8%
19-24 months	20	7.3%
25-30 months	7	2.5%
31-36 months	1	0.4%
37-42 months	1	0.4%
43-48 months	0	
49-54 months	0	
55-60 months	0	
61-66 months	0	
67-72 months	0	
Over 72 months	0	
Total	275	100.0%

(R) - Revised



Wayne County

2024 Population estimate: 51,419
 Class of County: 6th
 No. of Common Pleas Court Judgeships: 2



2024 Civil - Docketed Cases Listed by Case Type

TORT	62	10.9%	REAL PROPERTY	132	23.2%
<i>(does not include mass tort)</i>			Ejectment*	15	
Intentional	6		Eminent Domain/Condemnation*	0	
Malicious Prosecution	0		Ground Rent	0	
Motor Vehicle	28		Landlord/Tenant Dispute	14	
Nuisance	1		Mortgage Foreclosure:		
Premise Liability	13		Residential*	63	
Product Liability	0		Commercial*	9	
Slander/Libel/Defamation	0		Partition of Real Property*	9	
Other	14		Quiet Title*	11	
MASS TORT	0		Other*	11	
Asbestos	0		CIVIL APPEALS	29	5.1%
Tobacco	0		<i>- Administrative Agencies</i>		
Toxic Tort - DES	0		Board of Assessment*	19	
Toxic Tort - Implant	0		Board of Elections*	0	
Toxic Waste	0		Dept. of Transportation*	8	
Other	0		Zoning Board*	0	
PROFESSIONAL LIABILITY	3	0.5%	Statutory Appeal - Other*	0	
Dental	1		Other*	2	
Legal	0		MISCELLANEOUS	50	8.8%
Medical Malpractice	1		Common Law/		
Other	1		Statutory Arbitration*	0	
CONTRACT	293	51.5%	Declaratory Judgment*	4	
<i>(does not include judgments)</i>			Mandamus*	1	
Buyer Plaintiff	1		Non-Domestic Relations		
Debt Collection: Credit Card	166		Restraining Order*	3	
Debt Collection: Other	85		Quo Warranto*	0	
Employment Dispute: Discrimination	0		Replevin*	9	
Employment Dispute: Other	2		Other*	33	
Other	39				
Of the Docketed Cases:			TOTAL DOCKETED CASES:	569	100.0%
Pro Se Filings:	27	4.7%	Class Action Suits:	7	1.2%
			MDJ Appeals:	27	4.7%

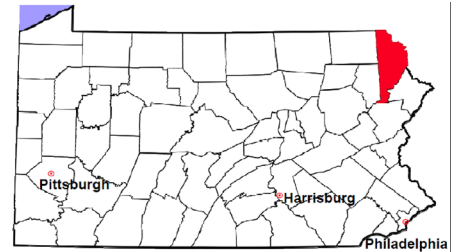
*Civil Other

Wayne County

2024 Population estimate: 51,419

Class of County: 6th

No. of Common Pleas Court Judgeships: 2



2024 Protection From Abuse

**No. of
Petitions**

Cases Pending 1/1/2024

23

New Cases Filed in 2024

135

Of these, Petitions Requesting Temporary Orders: 135 (100.0%)

Temporary Orders DENIED: 31 (23.0%), Temporary Orders GRANTED: 104 (77.0%)

Cases Available for Processing

158

Processed By:

Temporary Order DENIED After Ex Parte Hearing and No Evidentiary Hearing Scheduled

0

Temporary Order DISMISSED After Evidentiary Hearing and No Final Order Entered

4

3.1%

Final Order DENIED After Evidentiary Hearing Before a Judge or a Judicial Officer

7

5.3%

Final Order GRANTED After Evidentiary Hearing Before a Judge or a Judicial Officer

32

24.4%

Plaintiff Did Not Appear For Evidentiary Hearing

41

31.3%

Final Order by STIPULATION OR AGREEMENT Between the Parties

20

15.3%

Petition WITHDRAWN by Plaintiff

27

20.6%

TRANSFERRED to Another Jurisdiction

0

Other

0

Cases Processed

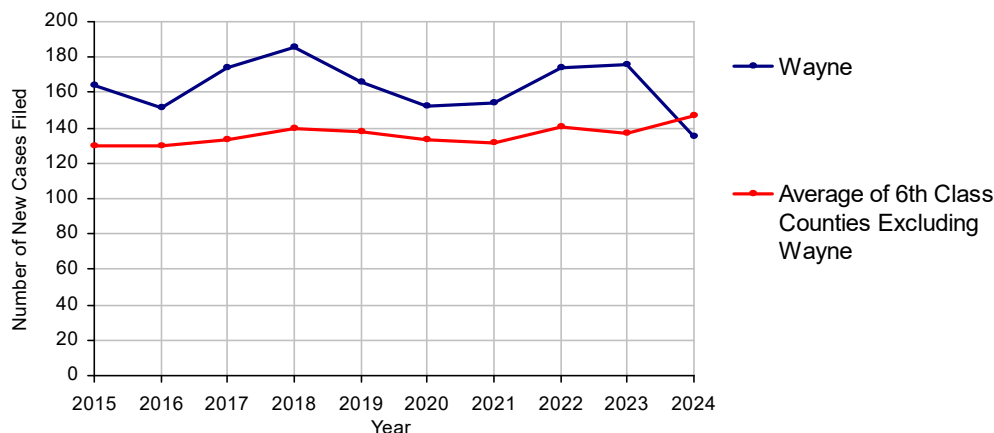
131

100.0%

Cases Pending 12/31/2024

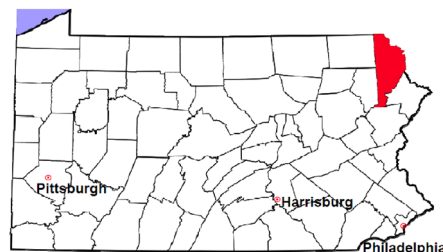
27

PFA New Cases Filed, 2015-2024



Wayne County

2024 Population estimate: 51,419
 Class of County: 6th
 No. of Common Pleas Court Judgeships: 2



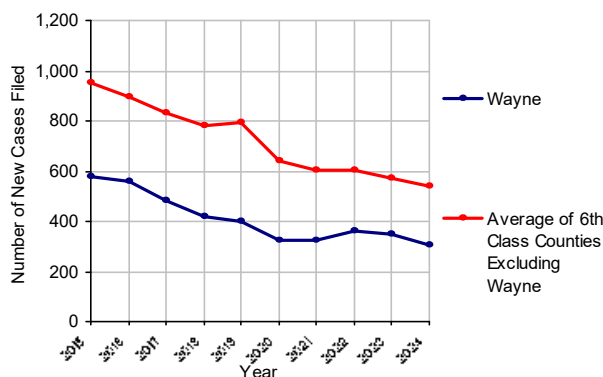
2024 Spousal & Child Support	No. of Petitions	
Cases Pending 1/1/2024	43	
New Cases Filed in 2024	306	
Dockets Transferred In (+)	7	
Dockets Transferred Out (-)	18	
Cases Available for Processing	338	
Processed By:		
Judge	26	9.2%
Intake Officer	258	90.8%
Hearing Officer	0	
Other	0	
Cases Processed	284	100.0%
Cases Pending 12/31/2024	54	

Data provided by PACSES

2024 Paternity	No. of Cases	
Acknowledgements Filed:		
Non-Domestic Relations Section	43	82.7%
During Conference	1	1.9%
Non-Stipulated (post genetic test)	1	1.9%
Pre-Trial Conference	7	13.5%
Total	52	100.0%
Established:		
Stipulated by Genetic Tests	4	25.0%
Default - Father Failed to Appear	0	
Adjudication by Court Proceeding	0	
Out of State	12	75.0%
Total	16	100.0%
Cases Pending 12/31/2024	9	

Data provided by PACSES

Spousal & Child Support New Cases Filed, 2015-2024



DEFINITIONS:

ACKNOWLEDGEMENTS FILED:

NON-DOMESTIC RELATIONS SECTION: The voluntary Acknowledgement of Paternity by the alleged father.
DURING CONFERENCE: The alleged father signed the Acknowledgement of Paternity-Waiver of Trial (PE-010) at the initial child support conference.
NON-STIPULATED (POST GENETIC TEST): The alleged father signed the Acknowledgement of Paternity-Waiver of Trial after genetic tests were conducted and resulted in the alleged father being determined to be the biological father.
PRE-TRIAL CONFERENCE: The alleged father signed the Acknowledgement of Paternity-Waiver of Trial at the pre-trial conference.

ESTABLISHED:

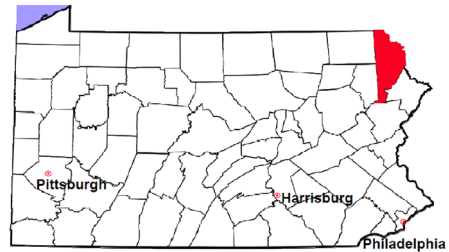
STIPULATED BY GENETIC TESTS: The alleged father requested genetic tests and signed a stipulation that if the test results had a 99% or higher probability of paternity then the alleged father would be stipulated as the biological father of the child.
DEFAULT - FATHER FAILED TO APPEAR: The alleged father failed to appear after being served for either a support conference, hearing, or genetic test and a default paternity order was entered by the court.
ADJUDICATION BY COURT PROCEEDING: The alleged father was determined to be the biological father of the child through a court proceeding.
OUT OF STATE: Paternity was established in another state, "Out of state only".

Wayne County

2024 Population Estimate: 51,419

Class of County: 6th

No. of Common Pleas Court Judgeships: 2



2024 Custody/Partial Custody/Visitation

No. of
Petitions

Cases Pending 1/1/2024

69

New Cases Filed in 2024

211

Cases Available for Processing

280

Processed By:

Judge

43

19.4%

Non-Judicial Officer

108

48.6%

Administrative Review/Purge

0

Other

71

32.0%

Cases Processed

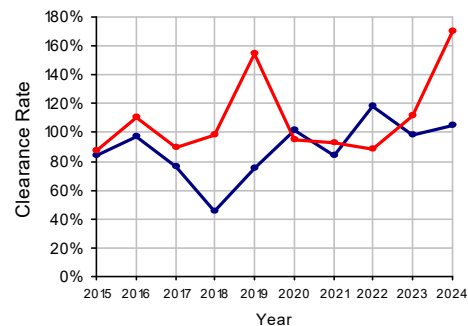
222

100.0%

Cases Pending 12/31/2024

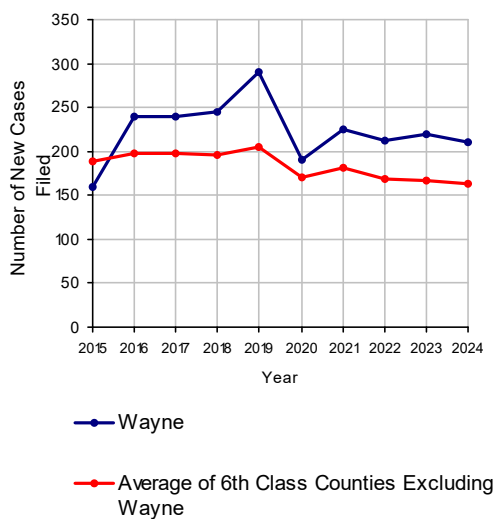
58

Clearance Rate, 2015-2024

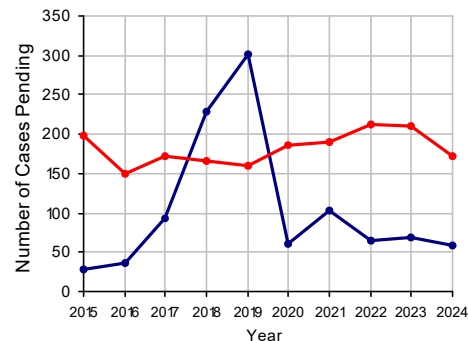


Note: Clearance Rate = Cases Processed / New Cases Filed

Custody/Partial Custody/Visitation New Cases Filed, 2015-2024



Cases Pending at the End of Year, 2015-2024

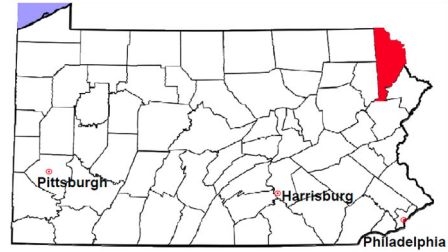


Wayne County

2024 Population estimate: 51,419

Class of County: 6th

No. of Common Pleas Court Judgeships: 2



2024 Divorce

No. of Petitions

Cases Pending 1/1/2024

170

New Cases Filed in 2024

136

Cases Available for Processing

306

Processed By:

Contested Before a Judge

1

0.7%

Contested Before a Non-Judicial Officer

11

7.4%

Uncontested

105

70.5%

Administrative Review/Purge

22

14.8%

Other

10

6.7%

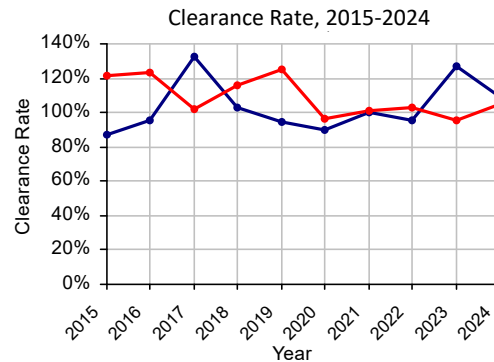
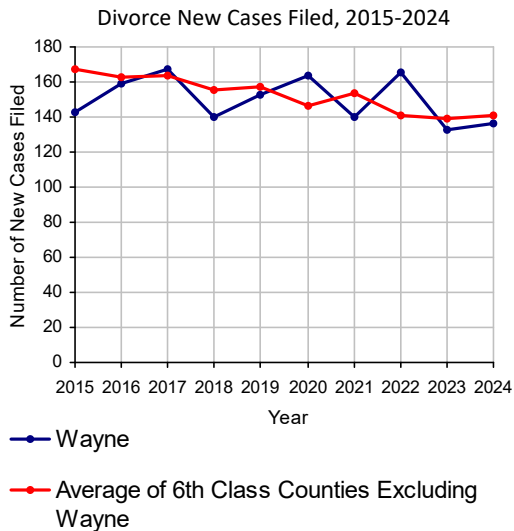
Cases Processed

149

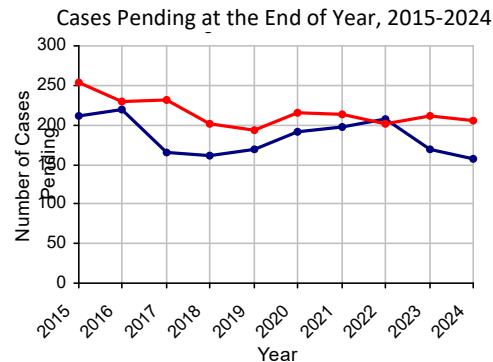
100.0%

Cases Pending 12/31/2024

157



Note: Clearance Rate = Cases Processed / New Cases Filed

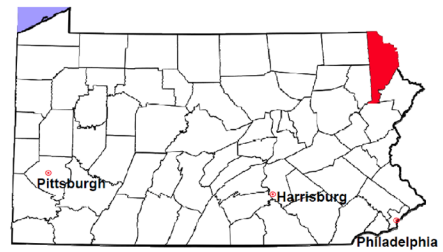


Wayne County

2024 Population estimate: 51,419

Class of County: 6th

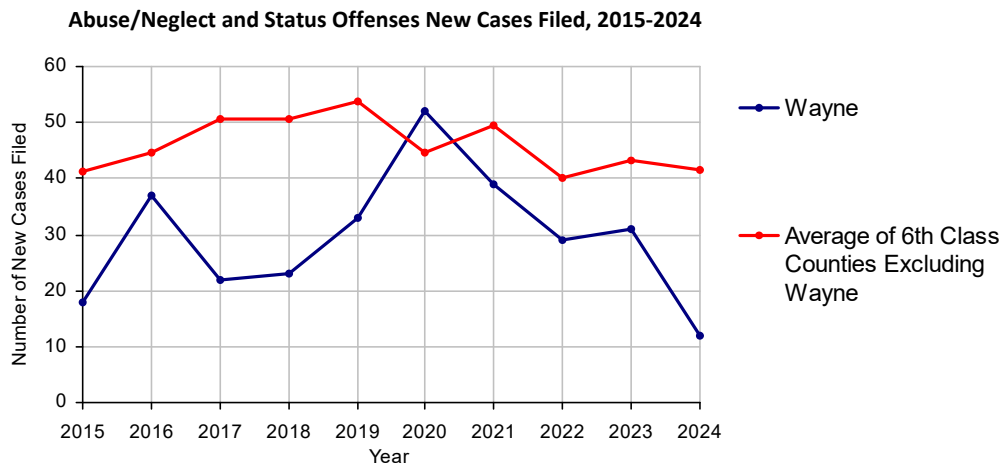
No. of Common Pleas Court Judgeships: 2



2024 Juvenile Dependency - Petitions Pending Adjudication

	Abuse/ Neglect	Status Offenses	Total
Cases Pending 1/1/2024	0	0	0
New Petitions Filed in 2024	12	0	12
Other	3	0	3
Total Petitions Available for Processing	15	0	15
Processed by:			
Adjudicated Dependent			
Judge	14	0	14
Juvenile Court Hearing Officer	0	0	0
Adjudicated NOT Dependent			
Judge	0	0	0
Juvenile Court Hearing Officer	0	0	0
Withdrawn/Transferred	0	0	0
Dismissed/Other	0	0	0
Total Petitions Processed	14	0	14
Cases Pending 12/31/2024	1	0	1

Data provided by Common Pleas Case Management System

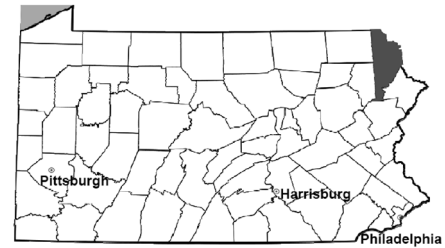


Wayne County

2024 Population estimate: 51,419

Class of County: 6th

No. of Common Pleas Court Judgeships: 2



2024 Juvenile Dependency - Adjudicated Dependent Inventory

	Abuse/ Neglect		Status Offenses		Total	
Cases Pending 1/1/2024	54		0		54	
New Adjudicated Dependent Cases	14		0		14	
Other	1		0		1	
Total Adjudicated Dependent Cases	69		0		69	
<u>Court Supervision Terminated:</u>						
Family Reunification	6	20.0%	0		6	20.0%
Adoption	12	40.0%	0		12	40.0%
Placement with a Relative/Guardian	5	16.7%	0		5	16.7%
Aged Out	5	16.7%	0		5	16.7%
Other Permanency Outcomes*	1	3.3%	0		1	3.3%
Other**	1	3.3%	0		1	3.3%
Total Adjudicated Dependent Cases Terminated	30	100.0%	0	100.0%	30	100.0%
Cases Pending 12/31/2024	39		0		39	

Data provided by Common Pleas Case Management System

* Other Permanency Outcomes include: adjudicated delinquent, death due to natural causes, emancipation, permanent living arrangement, and parent has come forward.

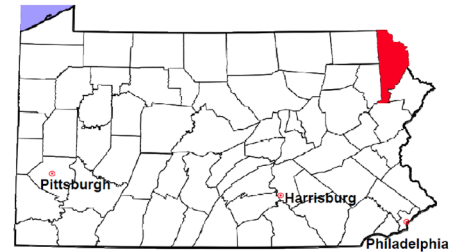
** Other includes cases where court supervision is terminated due to transfer out of jurisdiction, withdrawal and administrative closure.

Wayne County

2024 Population estimate: 51,419

Class of County: 6th

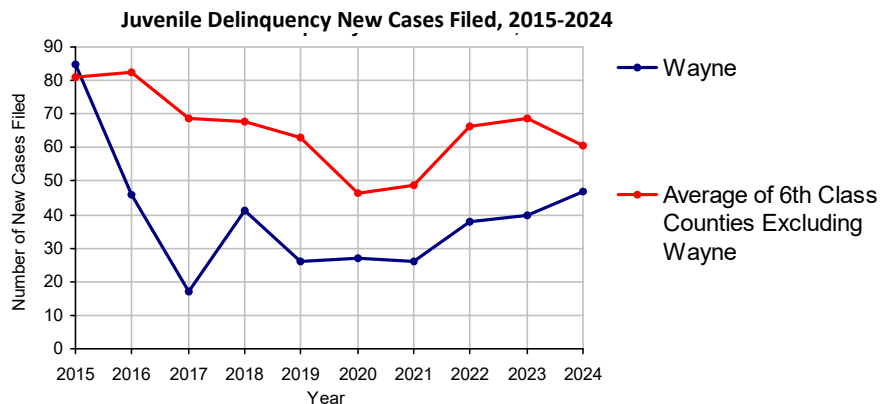
No. of Common Pleas Court Judgeships: 2



2024 Juvenile Delinquency - Cases Pending Disposition

Begin Pending	18
New Cases	47
Consent Decree Revoked	0
Informal Adjustment Program Revoked	0
Alternative Program Revoked	0
Warrant Returned	0
Other	2
Total Cases Available for Disposition	67
Warrant Issued	0
Disposed by:	
Adjudicated Delinquent by a Judge	15
Adjudicated Delinquent by a Juvenile Court Hearing Officer	0
Consent Decree Entered	14
Informal Adjustment Program Entered	1
Warned and Counseled (Pre-Petition)	0
Dismissed/Withdrawn/Transferred	16
Transferred to Criminal Court	0
Other	1
Total Cases Disposed	47
End Pending	20

Data provided by Common Pleas Case Management System



Wayne County

2024 Population: 51,419
Class of County: 6th
No. of Common Pleas Judgeships: 2

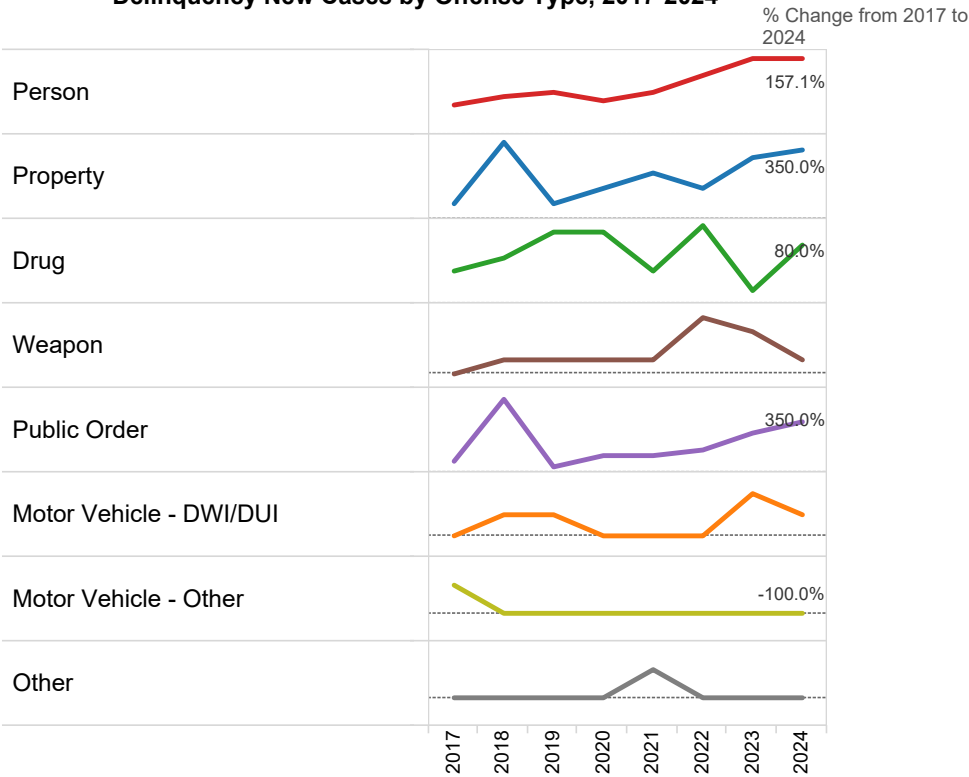


2024 Delinquency - New Cases by Offense Type

Case Type	Felony	Misdemeanor	Summary	Total	
Person	5	13	0	18	38.3%
Property	4	5	0	9	19.1%
Drug	2	7	0	9	19.1%
Weapon	0	1	0	1	2.1%
Public Order	0	9	0	9	19.1%
Motor Vehicle - DWI/DUI	0	1	0	1	2.1%
Motor Vehicle - Other	0	0	0	0	0.0%
Other	0	0	0	0	0.0%
Total	11	36	0	47	100.0%
	23.4%	76.6%	0.0%	100.0%	

Data provided by Common Pleas Case Management System

Delinquency New Cases by Offense Type, 2017-2024

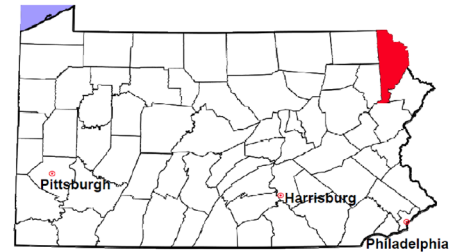


Wayne County

2024 Population estimate: 51,419

Class of County: 6th

No. of Common Pleas Court Judgeships: 2



2024 Juvenile Delinquency - Formal Dispositions

Begin Pending	34
Adjudicated Delinquent by a Judge	15
Adjudicated Delinquent by a Juvenile Court Hearing Officer	0
Warrant Returned	0
Other	3
Total Adjudicated Delinquent Cases	52
Warrant Issued	0
Court Supervision Terminated:	
Conditions Satisfied	19
Compelling Reasons	6
Reached Age 21	0
Transferred to Another Juvenile Court	0
Other	0
Total Adjudicated Delinquent Cases Terminated	25
End Pending	27

(R) - Revised

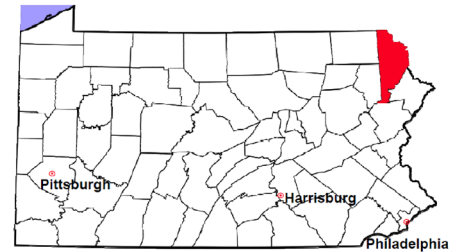
Data provided by Common Pleas Case Management System

Wayne County

2024 Population estimate: 51,419

Class of County: 6th

No. of Common Pleas Court Judgeships: 2



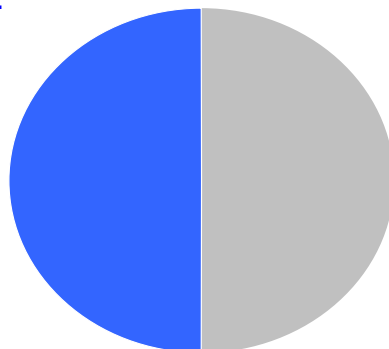
2024 Juvenile Delinquency - Informal Dispositions

Pending Consent Decrees	3
Pending Informal Adjustments	5
New Consent Decrees	14
New Informal Adjustments	1
Warrant Returned	0
Other	0
Cases Informally Disposed	23
Warrant Issued	0
Terminated by:	
Consent Decree Completed	8
Informal Adjustment Completed	6
Consent Decree Revoked	0
Informal Adjustment Program Revoked	0
Other	0
Total Informally Disposed Cases Terminated	14
End Pending	9

(R) - Revised

Data provided by Common Pleas Case Management System

Informal Dispositions: **50%**



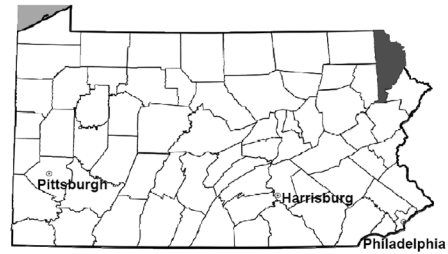
Delinquency Cases are disposed either formally, at a proceeding held before a judge or hearing officer, or informally without a proceeding. Informal dispositions include informal adjustments supervised by a juvenile probation officer; consent decrees agreed upon with the District Attorney after a petition is filed; or other pre-petition process by the juvenile probation department.

Wayne County

2024 Population estimate: 51,419

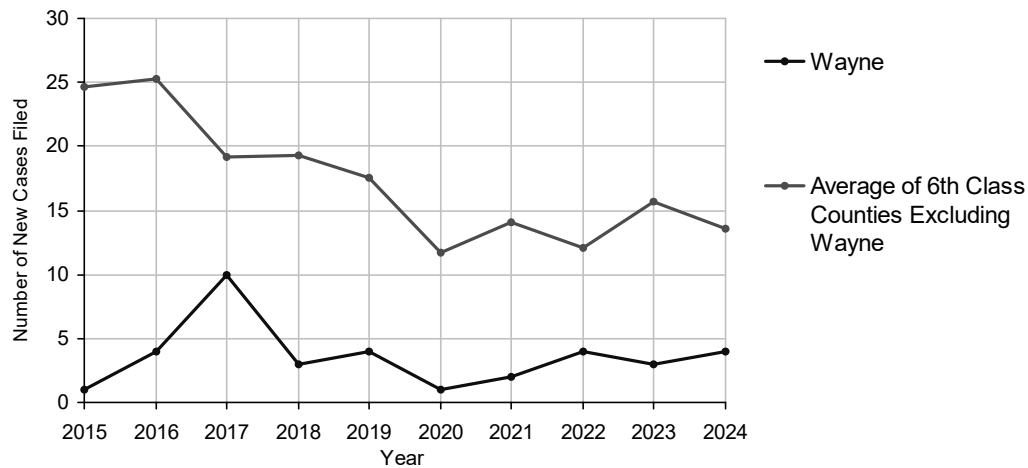
Class of County: 6th

No. of Common Pleas Court Judgeships: 2



2024 Accounts	No. of Cases	
Cases Pending 1/1/2024	1	
New Cases Filed in 2024	4	
Cases Available for Processing	5	
Processed By:		
Contested before a Judge	0	
Contested before a Non-Judicial Officer	0	
Uncontested	5	100.0%
Other	0	
Cases Processed	5	100.0%
Cases Pending 12/31/2024	0	

Accounts New Cases Filed, 2015-2024

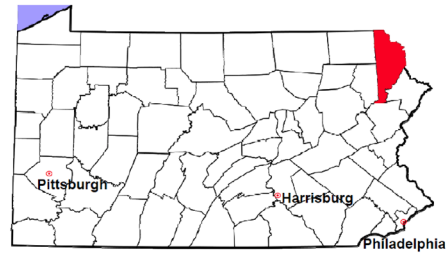


Wayne County

2024 Population estimate: 51,419

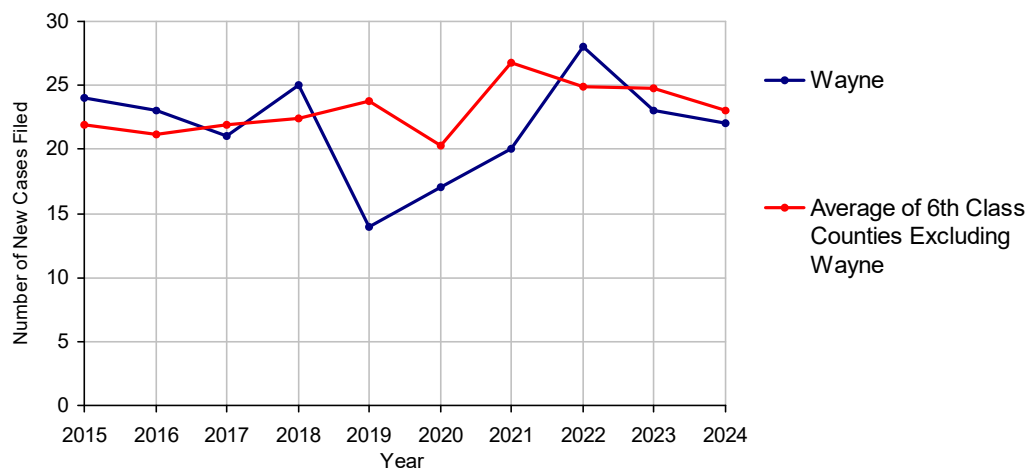
Class of County: 6th

No. of Common Pleas Court Judgeships: 2



2024 Adoptions		No. of Cases
Cases Pending 1/1/2024		5
New Cases Filed in 2024		22
Cases Available for Processing		27
Processed By:		
Contested before a Judge	Granted	1 4.0%
	Denied	0
Uncontested	Granted	24 96.0%
	Denied	0
Other		0
Cases Processed		25 100.0%
Cases Pending 12/31/2024		2

Adoptions New Cases Filed, 2015-2024

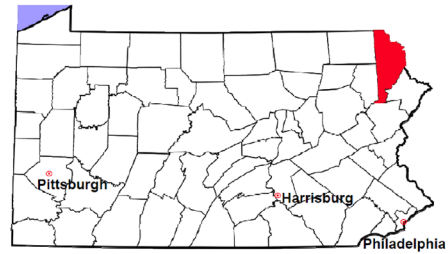


Wayne County

2024 Population estimate: 51,419

Class of County: 6th

No. of Common Pleas Court Judgeships: 2



2024 Relinquishments/Terminations

No. of
Cases

Cases Pending 1/1/2024

14

New Cases Filed in 2024

32

Cases Available for Processing

46

Processed By:

Contested before a Judge

25

61.0%

Uncontested

16

39.0%

Other

0

Cases Processed

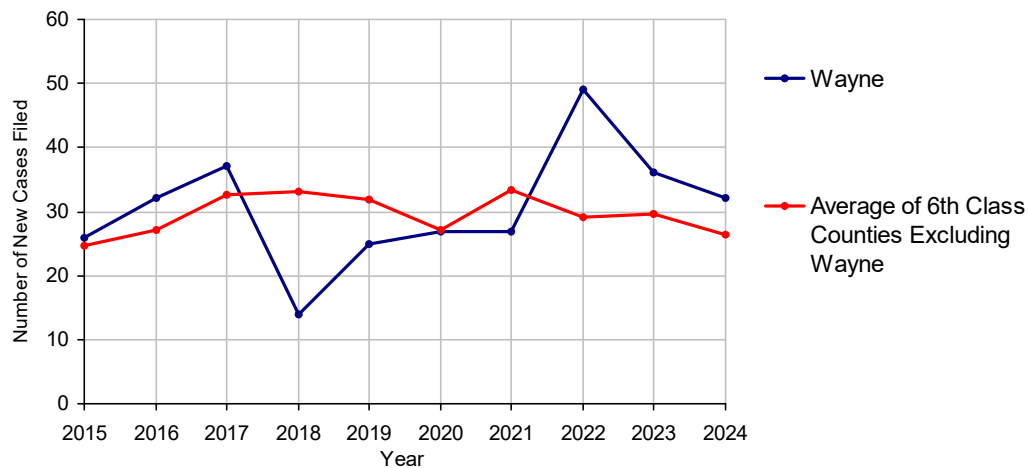
41

100.0%

Cases Pending 12/31/2024

5

Relinquishments/Terminations New Cases Filed, 2015-2024

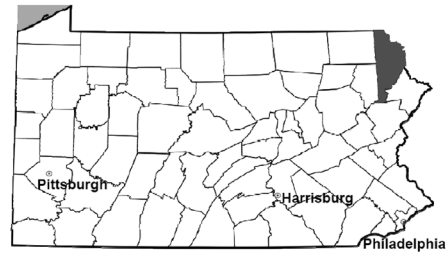


Wayne County

2024 Population estimate: 51,419

Class of County: 6th

No. of Common Pleas Court Judgeships: 2



2024 Appointment of Guardians

**No. of
Cases**

Cases Pending 1/1/2024

3

New Cases Filed in 2024

15

Cases Available for Processing

18

Processed By:

Contested before a Judge

0

Uncontested

14

87.5%

Other

2

12.5%

Cases Processed

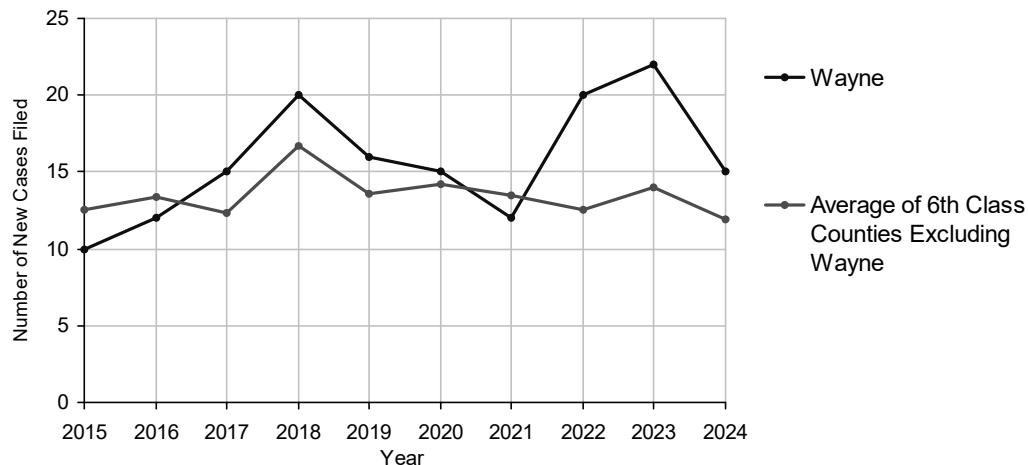
16

100.0%

Cases Pending 12/31/2024

2

Appointment of Guardians New Cases Filed, 2015-2024

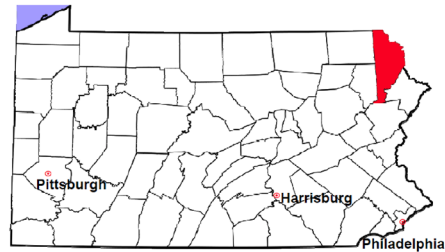


Wayne County

2024 Population estimate: 51,419

Class of County: 6th

No. of Common Pleas Court Judgeships: 2



2024 Jury Yield and Utilization

Jury Yield

Qualification Questionnaires/Summonses Mailed:	1,345	A		
Returned Undeliverable:	191	B	14.2%	Of Qualification Questionnaires/ Summonses Mailed
Not Responded to:	679	C	50.5%	
the Number of Prospective Jurors:				
Disqualified:	101	D	7.5%	
Exempted:	80	E	5.9%	
Excused:	84	F	6.2%	
Deferred to New Term:	298	G	22.2%	
Deferred from Previous Term:	324	H	24.1%	
Total Number of Qualified Jurors Available for Service:	236	I	17.5%	
$I=A-B-C-D-E-F-G+H$				

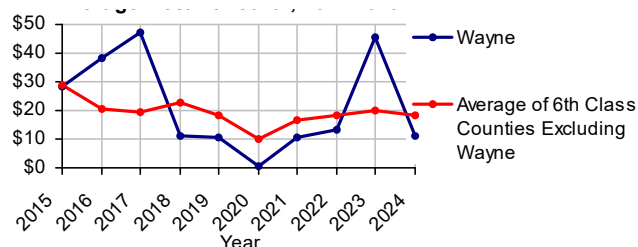
Jury Utilization

the Number of Jurors:				
Reporting for Service:	390	165.3%	Of Jurors Qualified and Available	
Told Not to Report for Service:	86	36.4%		
Sent to Courtroom for Jury Selection (Voir Dire):	270	69.2%	Of Jurors Reporting for Service	
Impaneled or Sworn (jurors/alternates):	112	28.7%		
Removed for Cause/Hardship:	28			
Removed by Peremptory Challenge:	104			
Number of Jury Trials Started:	8			
Pool Days:	5			
Zero Panel Days	0			(Of Pool Days)

Jury Costs

Total Annual Budget for Juror Operations:	\$14,905.00	J
Average Cost Per Juror:	\$11.08	K
$K = J/A$		

Average Cost Per Juror, 2015-2024

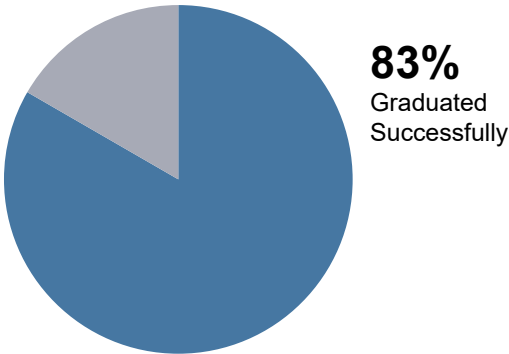


Wayne County

2024 Treatment Courts

6 Discharges

Of All Court Participants Discharged:



4 Admissions

Adult Drug Court

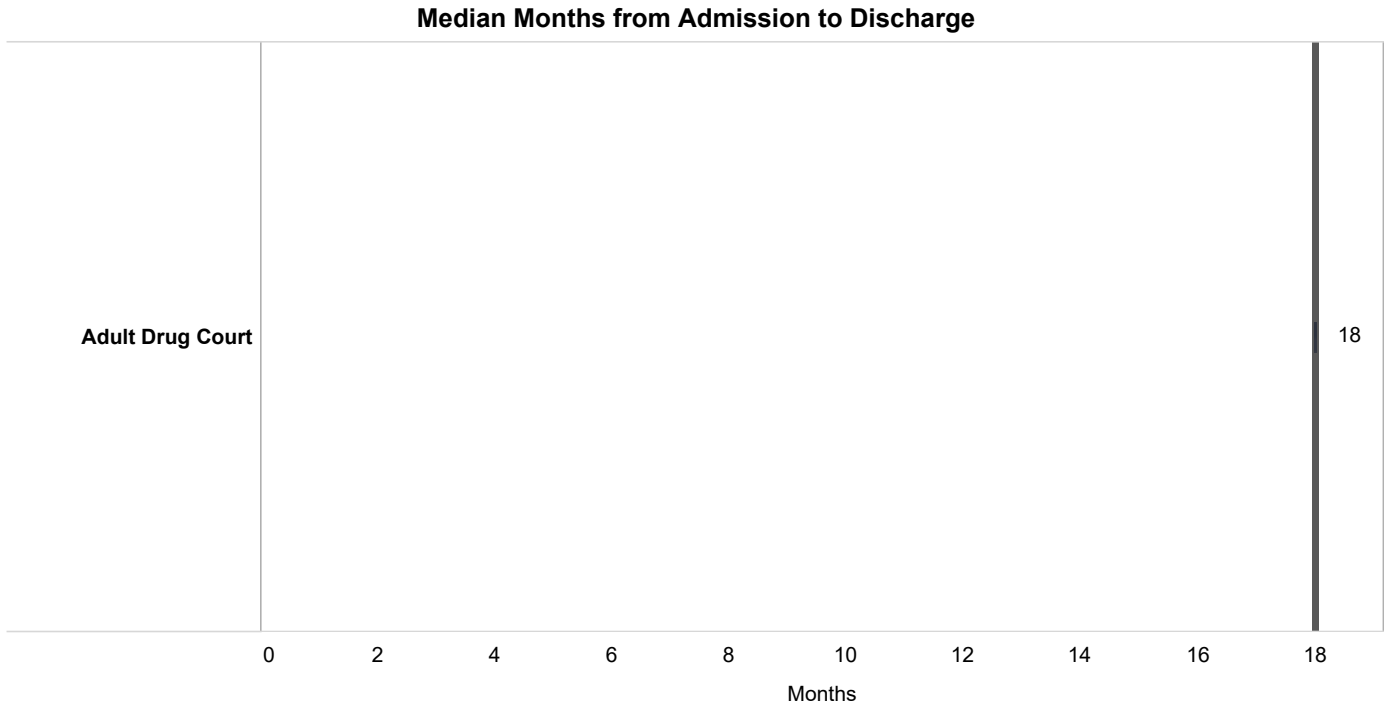


Discharge Reason

	Successfully Completed	Unsuccessful /Non-Compliant	Total Discharges
Adult Drug Court	5 (83.3%)	1 (16.7%)	6 (100.0%)

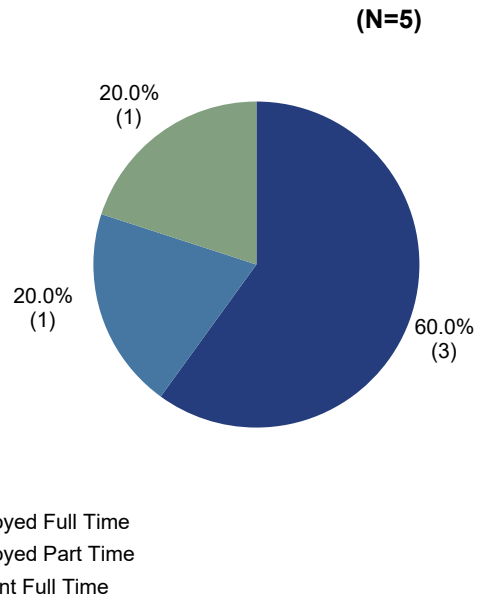

Wayne County

2024 Treatment Courts



Among successful graduates, there was a 0% increase in employment.

60% of the employed successful graduates were employed full time:



17% (1) of all participants have improved in **education level** at discharge.

DEPARTMENT OF RESEARCH & STATISTICS

KIM NIEVES, PH.D.

DIRECTOR

ANDREW GINDER, MPA

ASSISTANT DIRECTOR

YAN LIU, M.S.

SENIOR STATISTICAL ANALYST

SASANKA ADIKARI, PH.D

DATA SCIENTIST

AMANDA PEREIRA

RESEARCH ASSISTANT