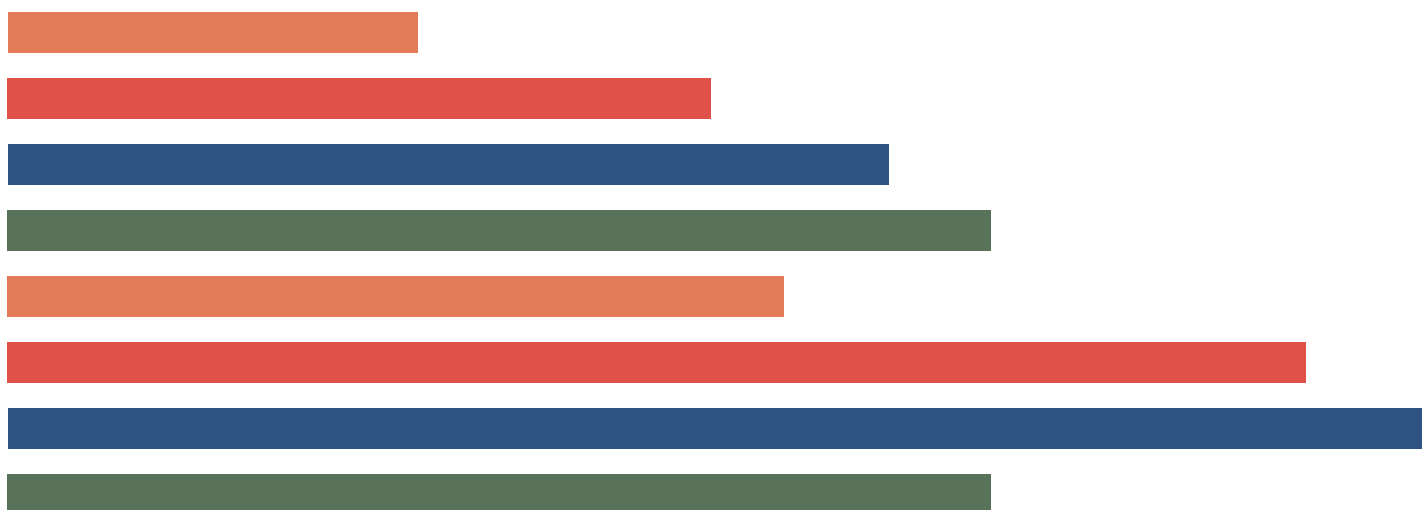
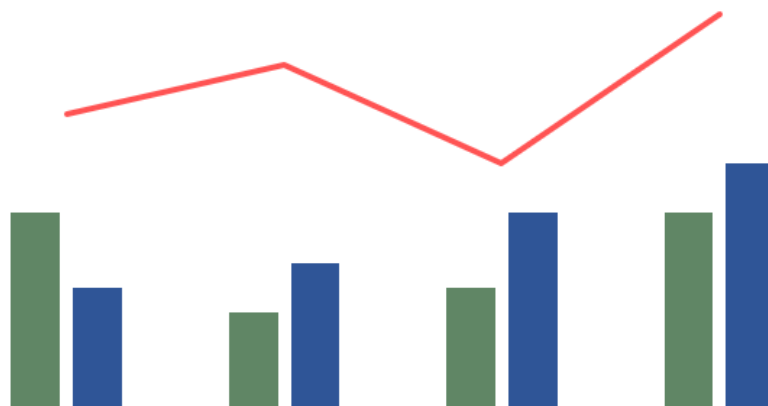
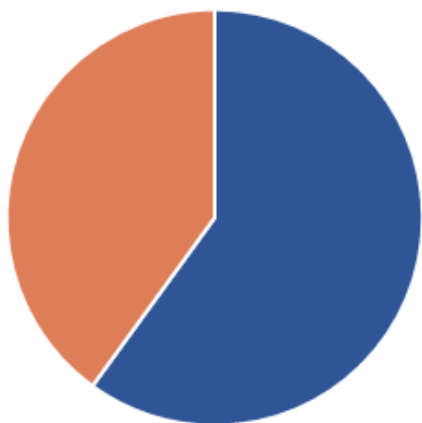


# 2024

Court of Common Pleas  
Caseload Statistics for

# York County






We are pleased to provide you with a copy of the 2024 County Caseload Display pages. They can also be viewed on the AOPC webpage at [www.pacourts.us](http://www.pacourts.us) in the *News & Statistics* section under *Research & Statistics*.

Should you have any questions or comments, please do not hesitate to contact me at 717.231.3300.

Sincerely,

A handwritten signature in black ink, appearing to read 'Sasanka', is written over a horizontal line. There are some small marks below the line.

Sasanka Adikari, Ph.D.  
Data Scientist  
Department of Research and Statistics



# Table of Contents

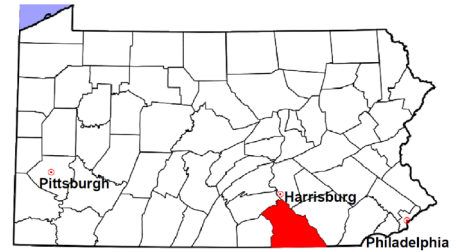
CPCMS Criminal .....	Page 1
CPCMS Criminal - New Cases by Case Type.....	Page 2
Civil.....	Page 3
Civil - Docketed Cases Listed by Case Type.....	Page 4
Protection From Abuse .....	Page 5
Spousal & Child Support and Paternity .....	Page 6
Custody/Partial Custody/Visitation.....	Page 7
Divorce .....	Page 8
Juvenile Dependency - Active Dependent Inventory .....	Page 9
Juvenile Dependency - Adjudicated Dependent Inventory .....	Page 10
Juvenile Delinquency - Cases Pending Disposition.....	Page 11
Juvenile Delinquency - New Cases by Case Type .....	Page 12
Juvenile Delinquency - Formal Dispositions .....	Page 13
Juvenile Delinquency - Informal Dispositions .....	Page 14
Accounts.....	Page 15
Adoptions.....	Page 16
Relinquishments/Terminations .....	Page 17
Appointment of Guardians .....	Page 18
Jury Yield and Utilization .....	Page 19
Treatment Courts.....	Pages 20-21

# York County

2024 Population estimate: 471,240

Class of County: 3rd

No. of Common Pleas Court Judgeships: 15



## 2024 Criminal No. of Cases

Cases Pending 1/1/2024 3,654

New Cases Filed in 2024 5,797

Reopened Cases 622

**Cases Available for Processing 10,073**

### Processed by:

Withdrawn/Dismissed	218	3.5%
Diversionsary Disposition*	833	13.4%
Guilty Plea	4,410	70.9%
Non-Jury Trial	62	1.0%
Jury Trial	52	0.8%
Inactive	587	9.4%
Other	60	1.0%
<b>Total Cases Processed</b>	<b>6,222</b>	<b>100.0%</b>

**Cases Pending 12/31/2024 3,851**

Cases Awaiting Sentencing 89

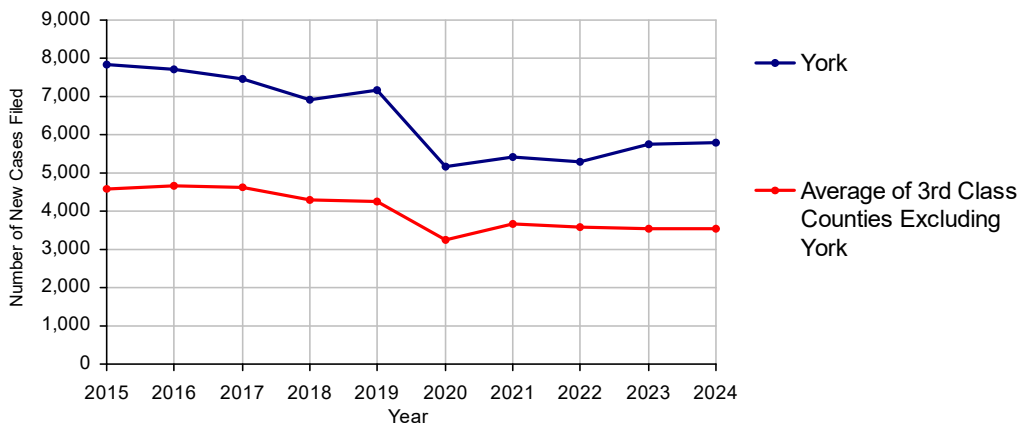
Data provided by Common Pleas Case Management System

\* Includes other diversionary programs such as Veterans Court.

### Age of Pending Cases as of 12/31/2024

0-60 Days	890	23.1%
61-120 Days	815	21.2%
121-180 Days	515	13.4%
181-240 Days	350	9.1%
241-300 Days	284	7.4%
301-360 Days	214	5.6%
Over 360 Days	783	20.3%
<b>Total</b>	<b>3,851</b>	<b>100.0%</b>

**Criminal New Cases, 2015-2024**



York County

2024 Population: 471,240  
Class of County: 3rd  
No. of Common Pleas Judgeships: 15

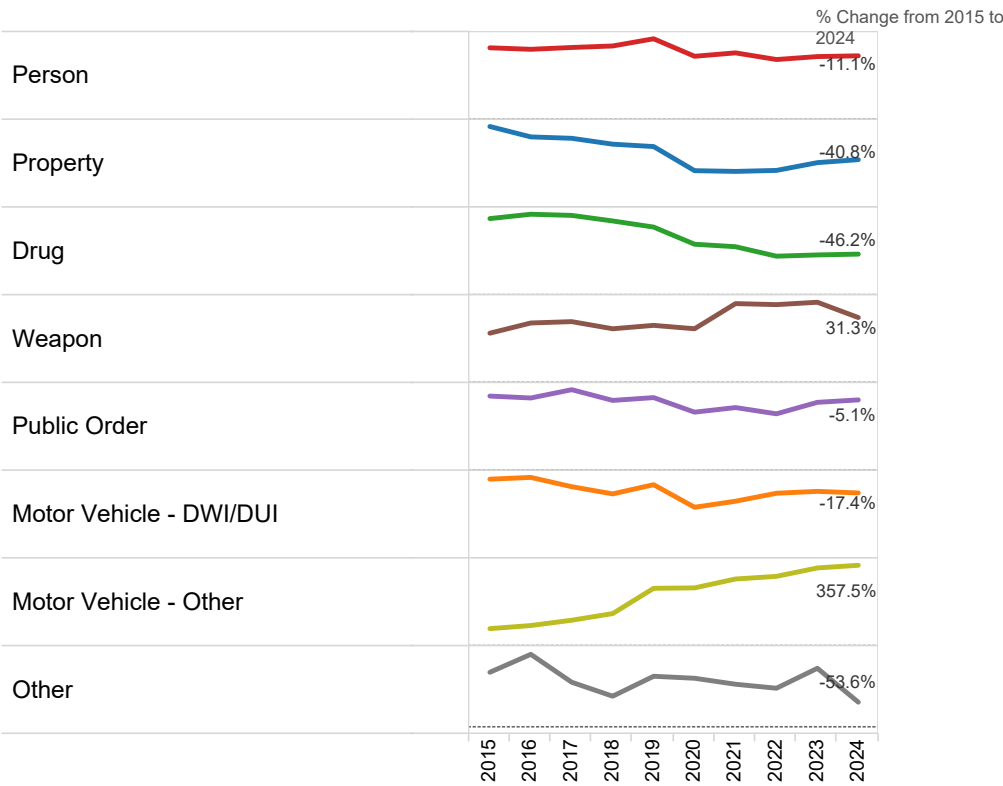


2024 Criminal - New Cases by Offense Type

Case Type	Felony	Misdemeanor	Summary	Total	
Person	415	432	0	847	14.6%
Property	730	598	0	1,328	22.9%
Drug	305	615	0	920	15.9%
Weapon	140	53	0	193	3.3%
Public Order	179	376	1	556	9.6%
Motor Vehicle - DWI/DUI	105	1,652	0	1,757	30.3%
Motor Vehicle - Other	9	167	7	183	3.2%
Other	13	0	0	13	0.2%
Total	1,896	3,893	8	5,797	100.0%
	32.7%	67.2%	0.1%	100.0%	

Data provided by Common Pleas Case Management System

Criminal New Cases by Offense Type, 2015-2024

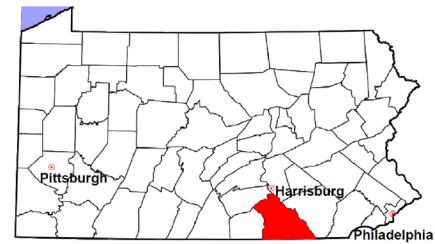


# York County

2024 Population estimate: 471,240

Class of County: 3rd

No. of Common Pleas Court Judgeships: 15

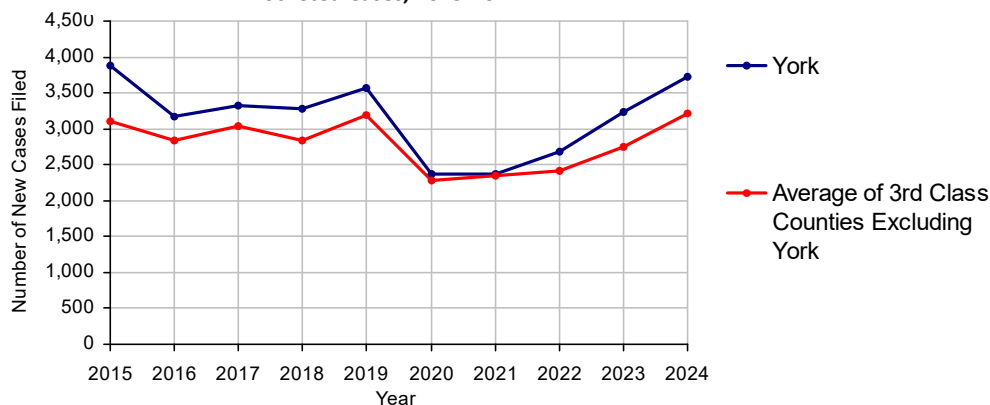


2024 Civil	Civil Action	Other	Total
Cases Pending 1/1/2024	2,633	999	3,632
Docketed Cases	2,730	1,005	3,735
Arbitration Appeals	8	0	8
Transferred In	13	3	16
Returned to Active	2	1	3
<b>Cases Available for Processing</b>	<b>5,386</b>	<b>2,008</b>	<b>7,394</b>
Processed By:			
Default Judgments	797	278	1,075
Cases Decided by Arbitration Board	42	3	45
Dispositive Motions	36	69	105
Settlements	17	9	26
Moved to Inactive Status	6	5	11
Transferred/Withdrawn	15	19	34
Dismissed/Discontinued	276	133	409
Administrative Purge	119	67	186
Other	826	243	1,069
Jury Trial	5	1	6
Non-Jury Trial	7	2	9
<b>Total Cases Processed</b>	<b>2,146</b>	<b>829</b>	<b>2,975</b>
<b>Cases Pending 12/31/2024</b>	<b>3,240</b>	<b>1,179</b>	<b>4,419</b>

## Age of Pending Cases as of 12/31/2024 (Civil Action Only)

0-6 months	1,205	37.2%
7-12 months	577	17.8%
13-18 months	403	12.4%
19-24 months	280	8.6%
25-30 months	222	6.9%
31-36 months	105	3.2%
37-42 months	98	3.0%
43-48 months	72	2.2%
49-54 months	49	1.5%
55-60 months	58	1.8%
61-66 months	51	1.6%
67-72 months	34	1.0%
Over 72 months	86	2.7%
<b>Total</b>	<b>3,240</b>	<b>100.0%</b>

Docketed Cases, 2015-2024



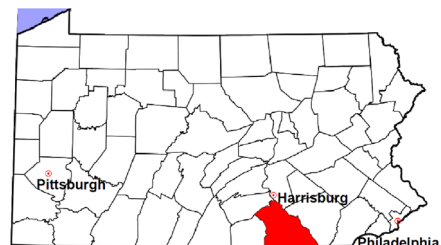


# York County

2024 Population estimate: 471,240

Class of County: 3rd

No. of Common Pleas Court Judgeships: 15



## 2024 Civil - Docketed Cases Listed by Case Type

### TORT 353 9.5%

*(does not include mass tort)*

Intentional	13
Malicious Prosecution	3
Motor Vehicle	220
Nuisance	0
Premise Liability	45
Product Liability	6
Slander/Libel/Defamation	3
Other	63

### MASS TORT 2 0.1%

Asbestos	0
Tobacco	0
Toxic Tort - DES	0
Toxic Tort - Implant	0
Toxic Waste	0
Other	2

### PROFESSIONAL LIABILITY 18 0.5%

Dental	0
Legal	0
Medical Malpractice	16
Other	2

### CONTRACT 2,271 60.8%

*(does not include judgments)*

Buyer Plaintiff	19
Debt Collection: Credit Card	1,377
Debt Collection: Other	742
Employment Dispute: Discrimination	1
Employment Dispute: Other	1
Other	131

### Of the Docketed Cases:

Pro Se Filings: 197 5.3%      Class Action Suits: 4 0.1%      MDJ Appeals: 237 6.3%

\*Civil Other

### REAL PROPERTY 747 20.0%

Ejectment*	69
Eminent Domain/Condemnation*	24
Ground Rent	0
Landlord/Tenant Dispute	86
Mortgage Foreclosure:	
Residential*	481
Commercial*	12
Partition of Real Property*	15
Quiet Title*	28
Other*	32

### CIVIL APPEALS 185 5.0%

*- Administrative Agencies*

Board of Assessment*	16
Board of Elections*	1
Dept. of Transportation*	115
Zoning Board*	14
Statutory Appeal - Other*	7
Other*	32

### MISCELLANEOUS 159 4.3%

Common Law/	
Statutory Arbitration*	3
Declaratory Judgment*	15
Mandamus*	1
Non-Domestic Relations	
Restraining Order*	49
Quo Warranto*	0
Replevin*	36
Other*	55

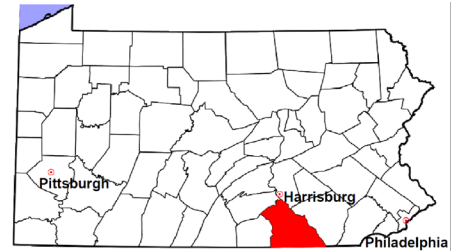
**TOTAL DOCKETED CASES: 3,735 100.0%**

# York County

2024 Population estimate: 471,240

Class of County: 3rd

No. of Common Pleas Court Judgeships: 15



## 2024 Protection From Abuse

**No. of  
Petitions**

Cases Pending 1/1/2024

124

New Cases Filed in 2024

1,750

*Of these, Petitions Requesting Temporary Orders: 1,677 (95.8%)*

*Temporary Orders DENIED: 395 (23.6%), Temporary Orders GRANTED: 1,282 (76.4%)*

### Cases Available for Processing

**1,874**

Processed By:

Temporary Order DENIED After Ex Parte Hearing and No Evidentiary Hearing Scheduled

37

2.1%

Temporary Order DISMISSED After Evidentiary Hearing and No Final Order Entered

30

1.7%

Final Order DENIED After Evidentiary Hearing Before a Judge or a Judicial Officer

156

8.8%

Final Order GRANTED After Evidentiary Hearing Before a Judge or a Judicial Officer

275

15.5%

Plaintiff Did Not Appear For Evidentiary Hearing

385

21.7%

Final Order by STIPULATION OR AGREEMENT Between the Parties

463

26.1%

Petition WITHDRAWN by Plaintiff

426

24.0%

TRANSFERRED to Another Jurisdiction

1

0.1%

Other

0

### Cases Processed

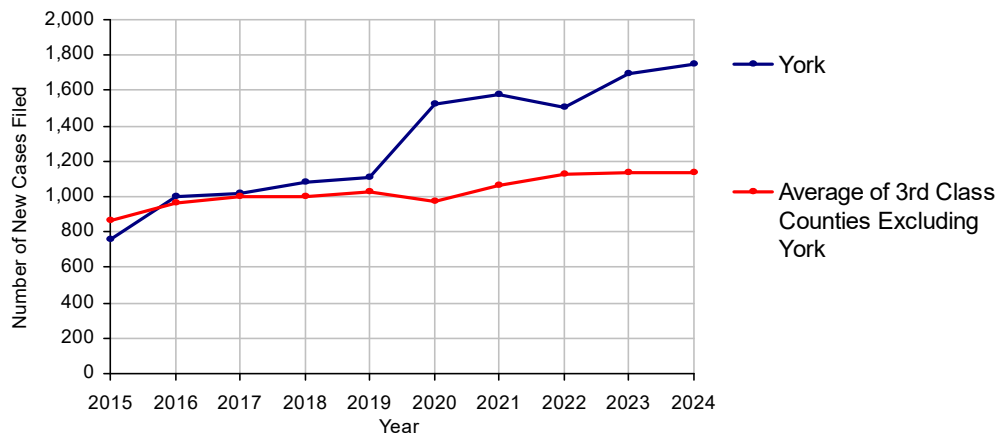
**1,773**

**100.0%**

### Cases Pending 12/31/2024

**101**

PFA New Cases Filed, 2015-2024

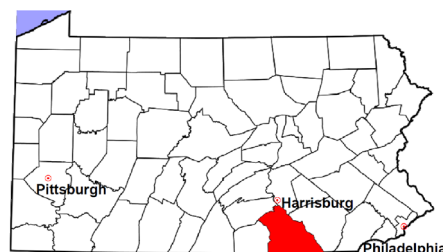


# York County

2024 Population estimate: 471,240

Class of County: 3rd

No. of Common Pleas Court Judgeships: 15



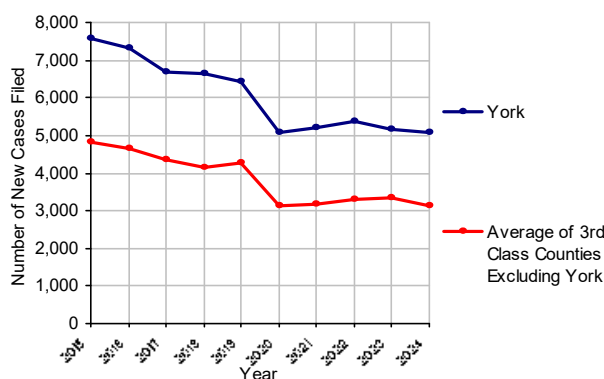
2024 Spousal & Child Support	No. of Petitions
Cases Pending 1/1/2024	766
New Cases Filed in 2024	5,095
Dockets Transferred In (+)	87
Dockets Transferred Out (-)	34
<b>Cases Available for Processing</b>	<b>5,914</b>
Processed By:	
Judge	189 3.8%
Intake Officer	4,787 96.2%
Hearing Officer	0
Other	0
<b>Cases Processed</b>	<b>4,976 100.0%</b>
<b>Cases Pending 12/31/2024</b>	<b>938</b>

Data provided by PACSES

2024 Paternity	No. of Cases
<b>Acknowledgements Filed:</b>	
Non-Domestic Relations Section	623 91.3%
During Conference	31 4.5%
Non-Stipulated (post genetic test)	1 0.1%
Pre-Trial Conference	27 4.0%
<b>Total</b>	<b>682 100.0%</b>
<b>Established:</b>	
Stipulated by Genetic Tests	78 24.7%
Default - Father Failed to Appear	3 0.9%
Adjudication by Court Proceeding	0
Out of State	235 74.4%
<b>Total</b>	<b>316 100.0%</b>
<b>Cases Pending 12/31/2024</b>	<b>181</b>

Data provided by PACSES

Spousal & Child Support New Cases Filed, 2015-2024



## DEFINITIONS:

### ACKNOWLEDGEMENTS FILED:

**NON-DOMESTIC RELATIONS SECTION:** The voluntary Acknowledgement of Paternity by the alleged father.

**DURING CONFERENCE:** The alleged father signed the Acknowledgement of Paternity-Waiver of Trial (PE-010) at the initial child support conference.

**NON-STIPULATED (POST GENETIC TEST):** The alleged father signed the Acknowledgement of Paternity-Waiver of Trial after genetic tests were conducted and resulted in the alleged father being determined to be the biological father.

**PRE-TRIAL CONFERENCE:** The alleged father signed the Acknowledgement of Paternity-Waiver of Trial at the pre-trial conference.

### ESTABLISHED:

**STIPULATED BY GENETIC TESTS:** The alleged father requested genetic tests and signed a stipulation that if the test results had a 99% or higher probability of paternity then the alleged father would be stipulated as the biological father of the child.

**DEFAULT - FATHER FAILED TO APPEAR:** The alleged father failed to appear after being served for either a support conference, hearing, or genetic test and a default paternity order was entered by the court.

**ADJUDICATION BY COURT PROCEEDING:** The alleged father was determined to be the biological father of the child through a court proceeding.

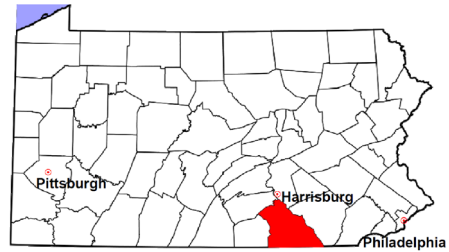
**OUT OF STATE:** Paternity was established in another state, "Out of state only".

# York County

2024 Population Estimate: 471,240

Class of County: 3rd

No. of Common Pleas Court Judgeships: 15



## 2024 Custody/Partial Custody/Visitation

No. of  
Petitions

Cases Pending 1/1/2024

419

New Cases Filed in 2024

1,466

**Cases Available for Processing**

**1,885**

Processed By:

Judge

239

18.8%

Non-Judicial Officer

691

54.3%

Administrative Review/Purge

0

Other

342

26.9%

**Cases Processed**

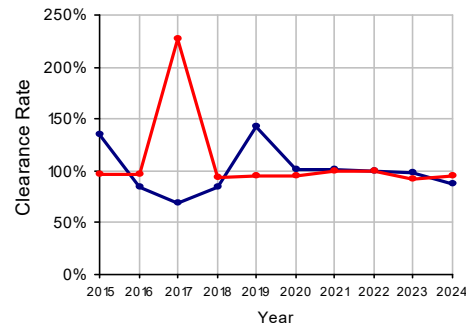
**1,272**

**100.0%**

**Cases Pending 12/31/2024**

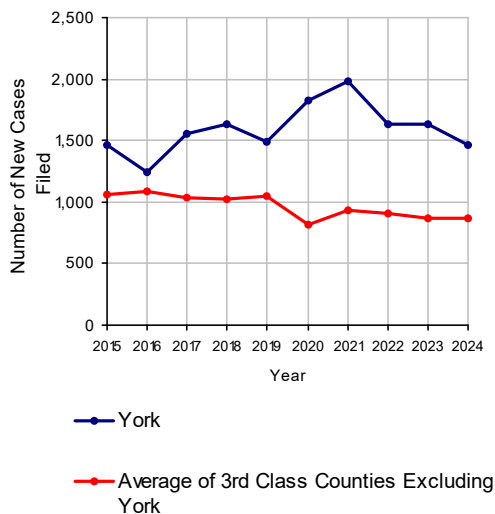
**613**

Clearance Rate, 2015-2024

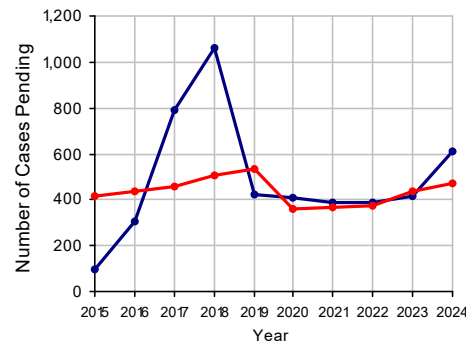


Note: Clearance Rate = Cases Processed / New Cases Filed

Custody/Partial Custody/Visitation New Cases Filed, 2015-2024



Cases Pending at the End of Year, 2015-2024

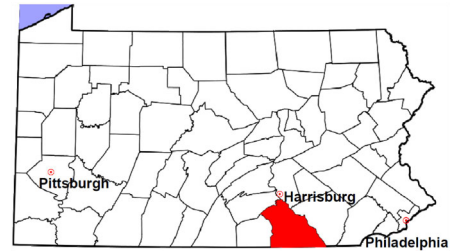


# York County

2024 Population estimate: 471,240

Class of County: 3rd

No. of Common Pleas Court Judgeships: 15



## 2024 Divorce

### No. of Petitions

Cases Pending 1/1/2024

2,541

New Cases Filed in 2024

1,304

**Cases Available for Processing**

**3,845**

Processed By:

Contested Before a Judge

0

Contested Before a Non-Judicial Officer

0

Uncontested

1,079

94.6%

Administrative Review/Purge

51

4.5%

Other

10

0.9%

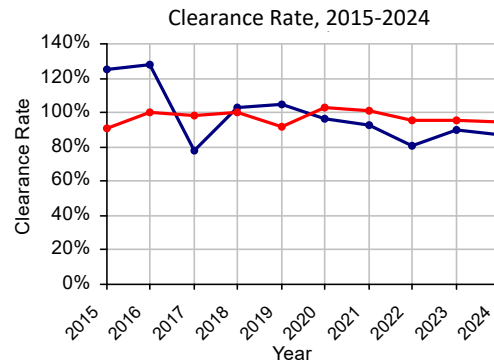
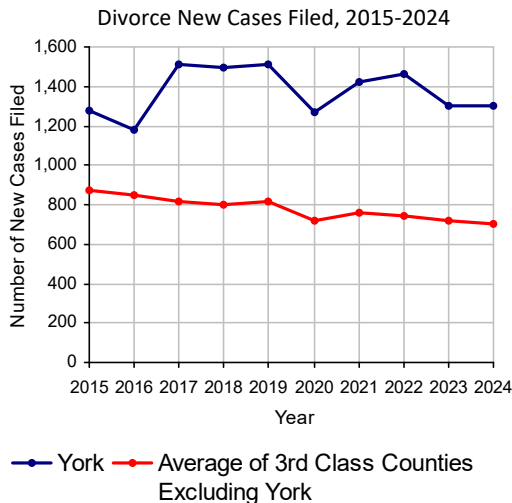
**Cases Processed**

**1,140**

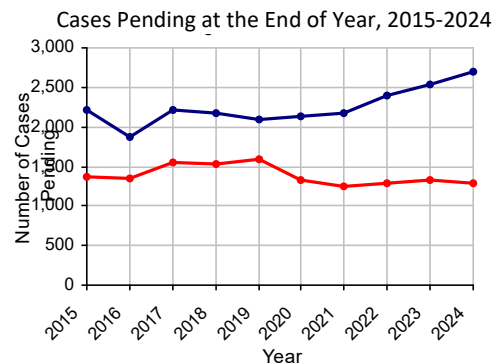
**100.0%**

**Cases Pending 12/31/2024**

**2,705**



Note: Clearance Rate = Cases Processed / New Cases Filed

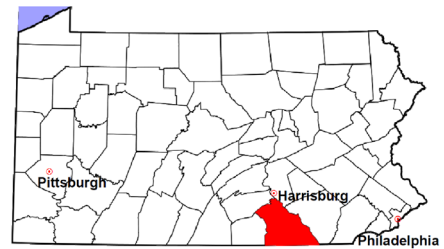


# York County

2024 Population estimate: 471,240

Class of County: 3rd

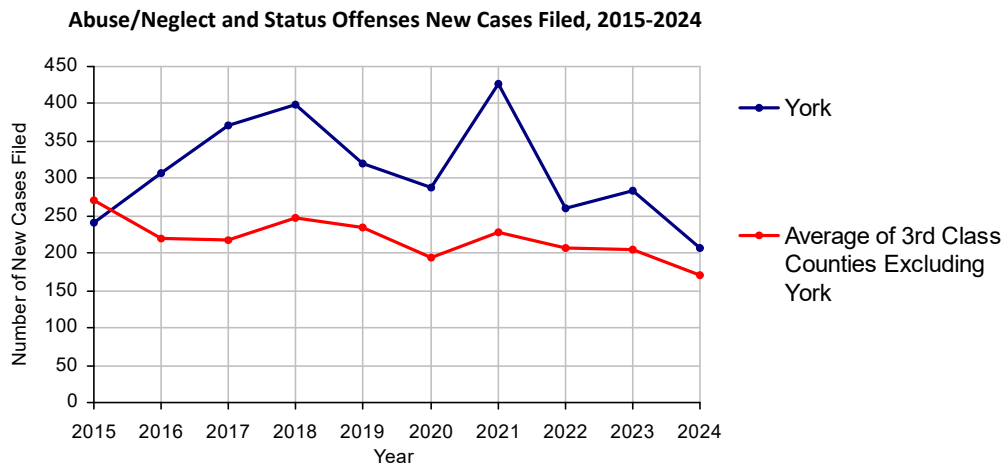
No. of Common Pleas Court Judgeships: 15



## 2024 Juvenile Dependency - Petitions Pending Adjudication

	Abuse/ Neglect	Status Offenses	Total
Cases Pending 1/1/2024	44	0	44
New Petitions Filed in 2024	205	1	206
Other	25	0	25
<b>Total Petitions Available for Processing</b>	<b>274</b>	<b>1</b>	<b>275</b>
Processed by:			
Adjudicated Dependent			
Judge	195	1	196
Juvenile Court Hearing Officer	0	0	0
Adjudicated NOT Dependent			
Judge	23	0	23
Juvenile Court Hearing Officer	0	0	0
Withdrawn/Transferred	18	0	18
Dismissed/Other	15	0	15
<b>Total Petitions Processed</b>	<b>251</b>	<b>1</b>	<b>252</b>
<b>Cases Pending 12/31/2024</b>	<b>23</b>	<b>0</b>	<b>23</b>

Data provided by Common Pleas Case Management System

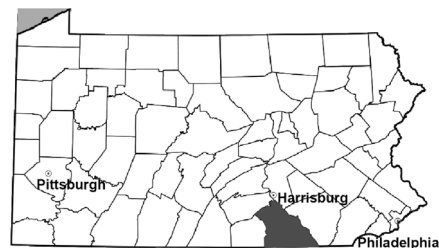


# York County

2024 Population estimate: 471,240

Class of County: 3rd

No. of Common Pleas Court Judgeships: 15



## 2024 Juvenile Dependency - Adjudicated Dependent Inventory

	Abuse/ Neglect	Status Offenses	Total
Cases Pending 1/1/2024	395	2	397
New Adjudicated Dependent Cases	195	1	196
Other	3	0	3
<b>Total Adjudicated Dependent Cases</b>	<b>593</b>	<b>3</b>	<b>596</b>

### Court Supervision Terminated:

Family Reunification	72	32.4%	3	100.0%	75	33.3%
Adoption	65	29.3%	0		65	28.9%
Placement with a Relative/Guardian	51	23.0%	0		51	22.7%
Aged Out	29	13.1%	0		29	12.9%
Other Permanency Outcomes*	4	1.8%	0		4	1.8%
Other**	1	0.5%	0		1	0.4%

<b>Total Adjudicated Dependent Cases Terminated</b>	<b>222</b>	<b>100.0%</b>	<b>3</b>	<b>100.0%</b>	<b>225</b>	<b>100.0%</b>
<b>Cases Pending 12/31/2024</b>	<b>371</b>		<b>0</b>		<b>371</b>	

Data provided by Common Pleas Case Management System

\* Other Permanency Outcomes include: adjudicated delinquent, death due to natural causes, emancipation, permanent living arrangement, and parent has come forward.

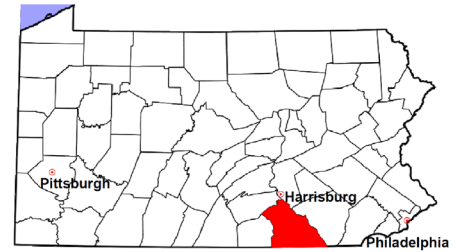
\*\* Other includes cases where court supervision is terminated due to transfer out of jurisdiction, withdrawal and administrative closure.

# York County

2024 Population estimate: 471,240

Class of County: 3rd

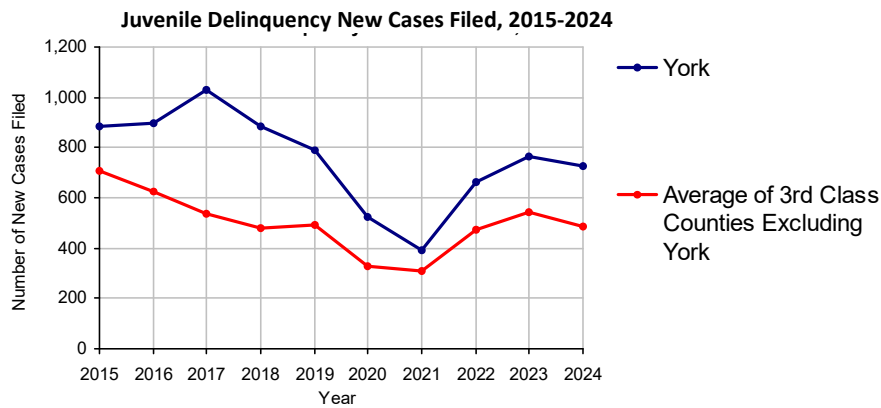
No. of Common Pleas Court Judgeships: 15



## 2024 Juvenile Delinquency - Cases Pending Disposition

<b>Begin Pending</b>	<b>545</b>
New Cases	725
Consent Decree Revoked	18
Informal Adjustment Program Revoked	18
Alternative Program Revoked	0
Warrant Returned	40
Other	80
<b>Total Cases Available for Disposition</b>	<b>1,426</b>
<b>Warrant Issued</b>	<b>52</b>
<b>Disposed by:</b>	
Adjudicated Delinquent by a Judge	272
Adjudicated Delinquent by a Juvenile Court Hearing Officer	8
Consent Decree Entered	97
Informal Adjustment Program Entered	140
Warned and Counseled (Pre-Petition)	196
Dismissed/Withdrawn/Transferred	47
Transferred to Criminal Court	9
Other	34
<b>Total Cases Disposed</b>	<b>803</b>
<b>End Pending</b>	<b>571</b>

Data provided by Common Pleas Case Management System





York County

2024 Population: 471,240  
Class of County: 3rd  
No. of Common Pleas Judgeships: 15

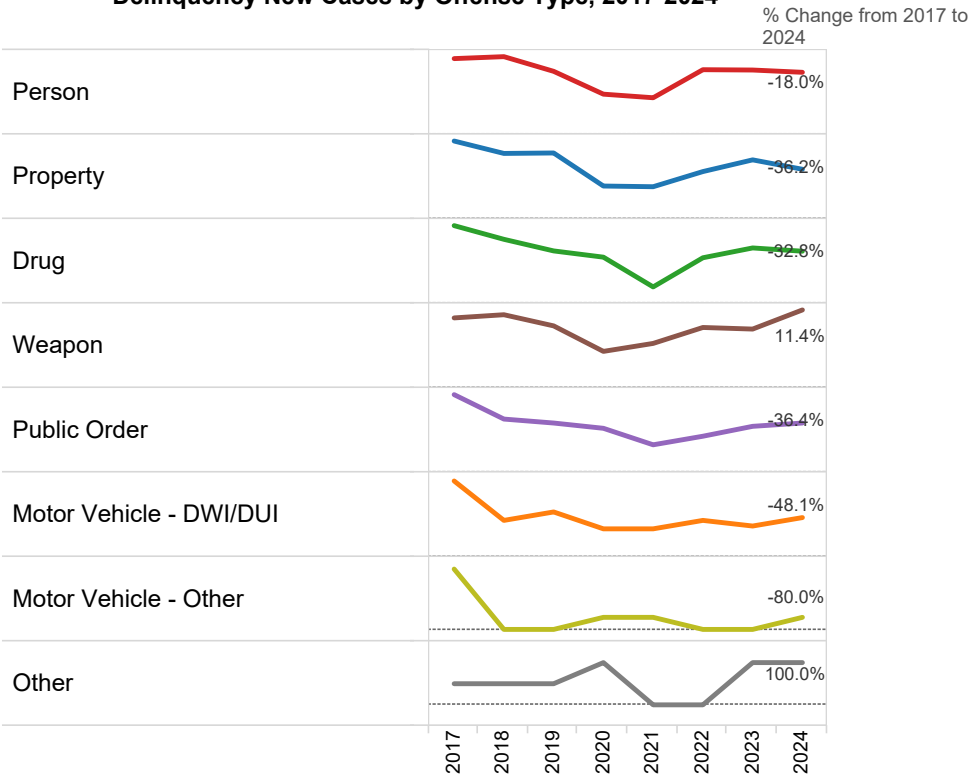


2024 Delinquency - New Cases by Offense Type

Case Type	Felony	Misdemeanor	Summary	Total	
Person	50	141	0	191	26.3%
Property	109	108	0	217	29.9%
Drug	6	170	0	176	24.3%
Weapon	19	30	0	49	6.8%
Public Order	23	52	0	75	10.3%
Motor Vehicle - DWI/DUI	0	14	0	14	1.9%
Motor Vehicle - Other	0	1	0	1	0.1%
Other	0	2	0	2	0.3%
Total	207	518	0	725	100.0%
	28.6%	71.4%	0.0%	100.0%	

Data provided by Common Pleas Case Management System

Delinquency New Cases by Offense Type, 2017-2024

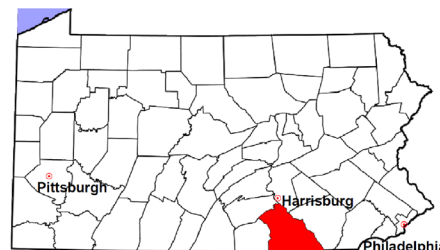


# York County

2024 Population estimate: 471,240

Class of County: 3rd

No. of Common Pleas Court Judgeships: 15



---

## 2024 Juvenile Delinquency - Formal Dispositions

---

<b>Begin Pending</b>	<b>278</b>
Adjudicated Delinquent by a Judge	272
Adjudicated Delinquent by a Juvenile Court Hearing Officer	8
Warrant Returned	67
Other	3
<b>Total Adjudicated Delinquent Cases</b>	<b>628</b>
<b>Warrant Issued</b>	<b>81</b>
<b>Court Supervision Terminated:</b>	
Conditions Satisfied	126
Compelling Reasons	27
Reached Age 21	10
Transferred to Another Juvenile Court	0
Other	7
<b>Total Adjudicated Delinquent Cases Terminated</b>	<b>170</b>
<b>End Pending</b>	<b>377</b>

---

(R) - Revised

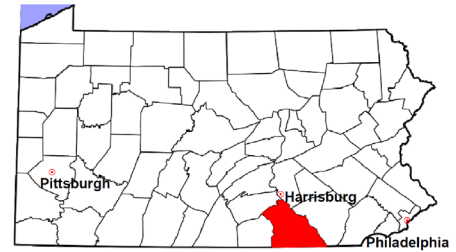
Data provided by Common Pleas Case Management System

# York County

2024 Population estimate: 471,240

Class of County: 3rd

No. of Common Pleas Court Judgeships: 15



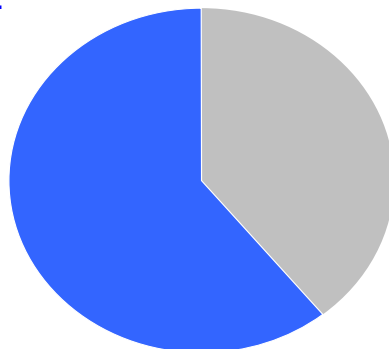
## 2024 Juvenile Delinquency - Informal Dispositions

<b>Pending Consent Decrees</b>	<b>59</b>
<b>Pending Informal Adjustments</b>	<b>59</b>
New Consent Decrees	97
<b>New Informal Adjustments</b>	<b>140</b>
Warrant Returned	0
<b>Other</b>	<b>8</b>
<b>Cases Informally Disposed</b>	<b>363</b>
<b>Warrant Issued</b>	<b>3</b>
<b>Terminated by:</b>	
Consent Decree Completed	77
<b>Informal Adjustment Completed</b>	<b>110</b>
Consent Decree Revoked	18
Informal Adjustment Program Revoked	18
<b>Other</b>	<b>18</b>
<b>Total Informally Disposed Cases Terminated</b>	<b>241</b>
<b>End Pending</b>	<b>119</b>

(R) - Revised

Data provided by Common Pleas Case Management System

Informal Dispositions: **61%**



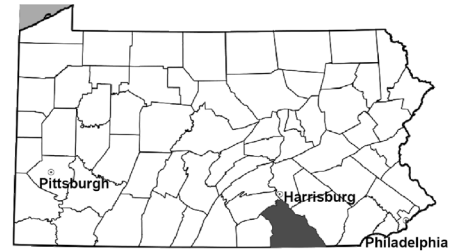
Delinquency Cases are disposed either formally, at a proceeding held before a judge or hearing officer, or informally without a proceeding. Informal dispositions include informal adjustments supervised by a juvenile probation officer; consent decrees agreed upon with the District Attorney after a petition is filed; or other pre-petition process by the juvenile probation department.

# York County

2024 Population estimate: 471,240

Class of County: 3rd

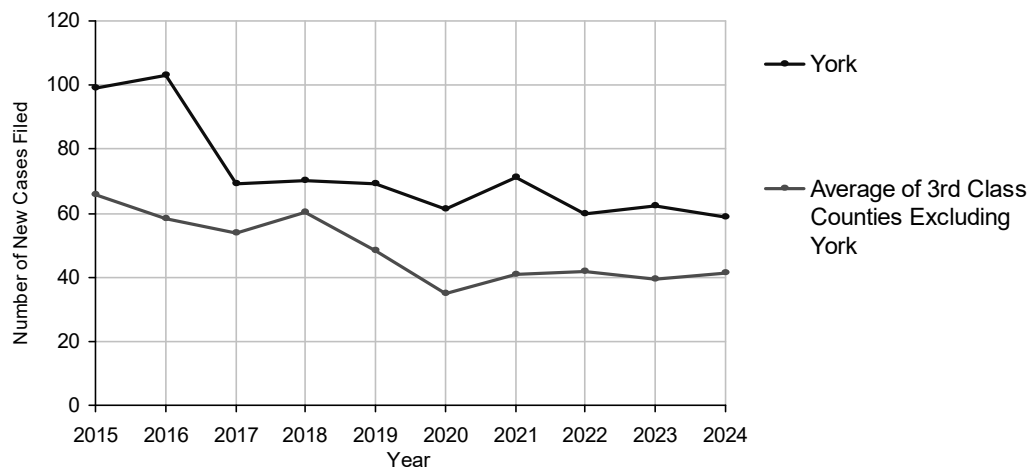
No. of Common Pleas Court Judgeships: 15



2024 Accounts	No. of Cases	
Cases Pending 1/1/2024	15	(R)
New Cases Filed in 2024	59	
<b>Cases Available for Processing</b>	<b>74</b>	
Processed By:		
Contested before a Judge	1	1.6%
Contested before a Non-Judicial Officer	0	
Uncontested	63	98.4%
Other	0	
<b>Cases Processed</b>	<b>64</b>	<b>100.0%</b>
<b>Cases Pending 12/31/2024</b>	<b>10</b>	

(R) - Revised

Accounts New Cases Filed, 2015-2024

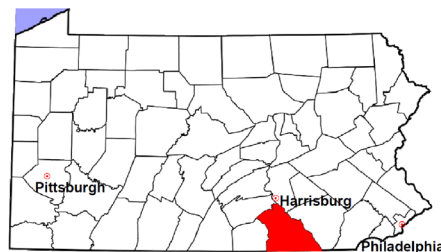


# York County

2024 Population estimate: 471,240

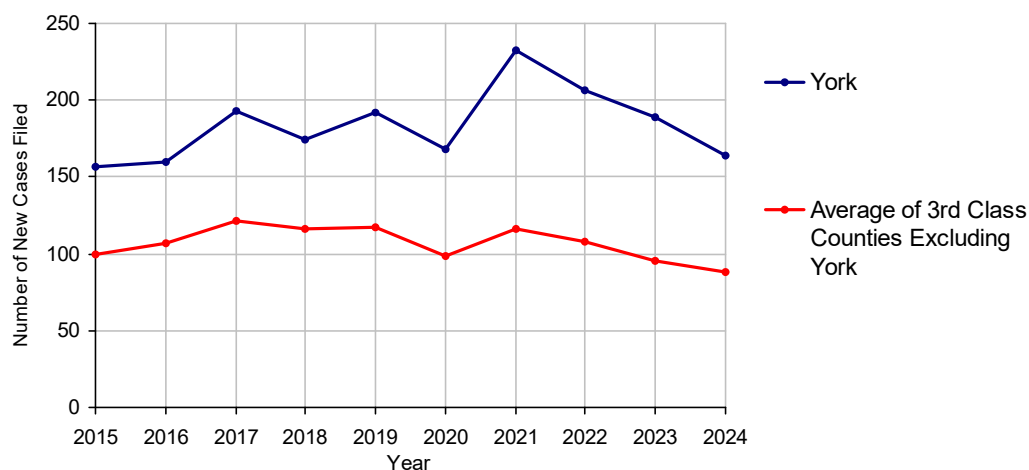
Class of County: 3rd

No. of Common Pleas Court Judgeships: 15



2024 Adoptions		No. of Cases	
Cases Pending 1/1/2024		50	
New Cases Filed in 2024		164	
Cases Available for Processing		214	
Processed By:			
Contested before a Judge	Granted	2	1.1%
	Denied	0	
Uncontested	Granted	164	92.7%
	Denied	1	0.6%
Other		10	5.6%
Cases Processed		177	100.0%
Cases Pending 12/31/2024		37	

Adoptions New Cases Filed, 2015-2024

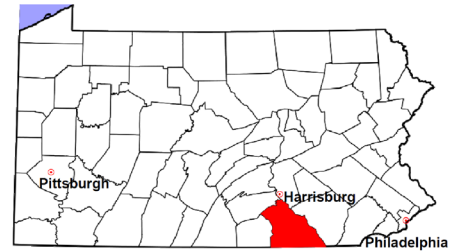


# York County

2024 Population estimate: 471,240

Class of County: 3rd

No. of Common Pleas Court Judgeships: 15



## 2024 Relinquishments/Terminations

**No. of  
Cases**

Cases Pending 1/1/2024 88<sup>(R)</sup>

New Cases Filed in 2024 135

**Cases Available for Processing 223**

Processed By:

Contested before a Judge 69 35.9%

Uncontested 103 53.6%

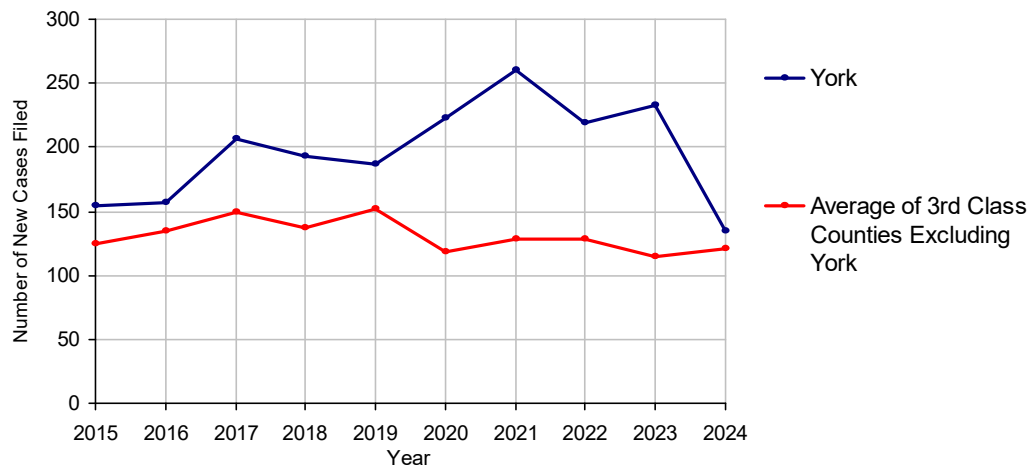
Other 20 10.4%

**Cases Processed 192 100.0%**

**Cases Pending 12/31/2024 31**

(R) - Revised

Relinquishments/Terminations New Cases Filed, 2015-2024

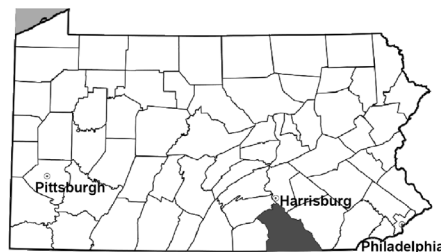


# York County

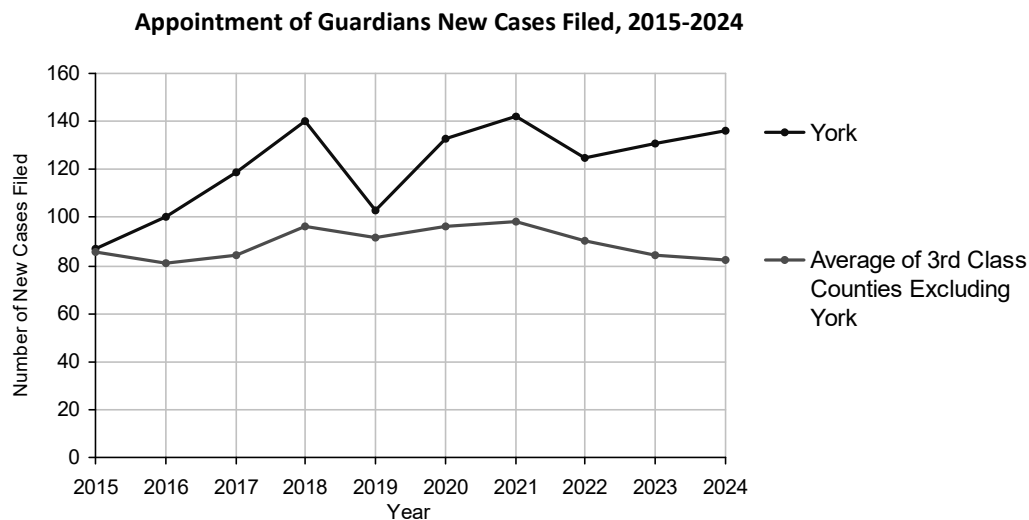
2024 Population estimate: 471,240

Class of County: 3rd

No. of Common Pleas Court Judgeships: 15

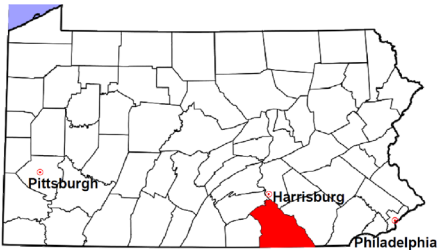


2024 Appointment of Guardians		No. of Cases	
Cases Pending 1/1/2024		9 (R)	
New Cases Filed in 2024		136	
Cases Available for Processing		145	
Processed By:			
Contested before a Judge		0	
Uncontested		114	87.0%
Other		17	13.0%
Cases Processed		131	100.0%
Cases Pending 12/31/2024		14	



# York County

2024 Population estimate: 471,240  
Class of County: 3rd  
No. of Common Pleas Court Judgeships: 15



## 2024 Jury Yield and Utilization

### Jury Yield

Qualification Questionnaires/Summonses Mailed:	9,240	A		
Returned Undeliverable:	593	B	6.4%	Of Qualification Questionnaires/ Summonses Mailed
Not Responded to:	1,280	C	13.9%	
the Number of Prospective Jurors:				
Disqualified:	469	D	5.1%	
Exempted:	0	E		
Excused:	2,438	F	26.4%	
Deferred to New Term:	965	G	10.4%	
Deferred from Previous Term:	1,171	H	12.7%	
Total Number of Qualified Jurors Available for Service:	4,666	I	50.5%	
I=A-B-C-D-E-F-G+H				

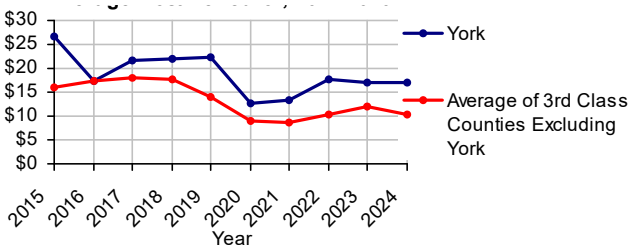
### Jury Utilization

the Number of Jurors:				
Reporting for Service:	3,735		80.0%	Of Jurors Qualified and Available
Told Not to Report for Service:	0			
Sent to Courtroom for Jury Selection (Voir Dire):	2,724		72.9%	Of Jurors Reporting for Service
Impaneled or Sworn (jurors/alternates):	821		22.0%	
Removed for Cause/Hardship:	490			
Removed by Peremptory Challenge:	872			
Number of Jury Trials Started:	60			
Pool Days:	30			
Zero Panel Days	4		13.3%	(Of Pool Days)

### Jury Costs

Total Annual Budget for Juror Operations:	\$157,360.00	J
Average Cost Per Juror:	\$17.03	K
K=J/A		

Average Cost Per Juror, 2015-2024



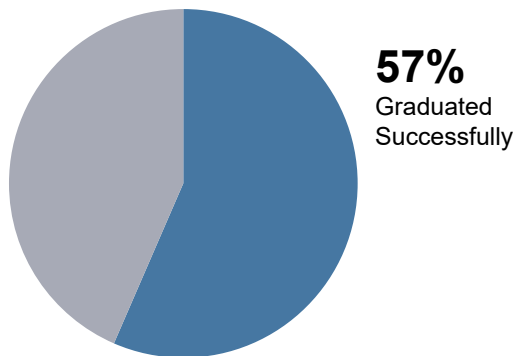


# York County

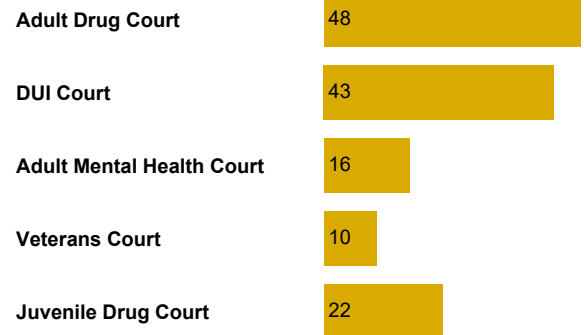
## 2024 Treatment Courts

**115 Discharges**

Of All Court Participants Discharged:



**139 Admissions**

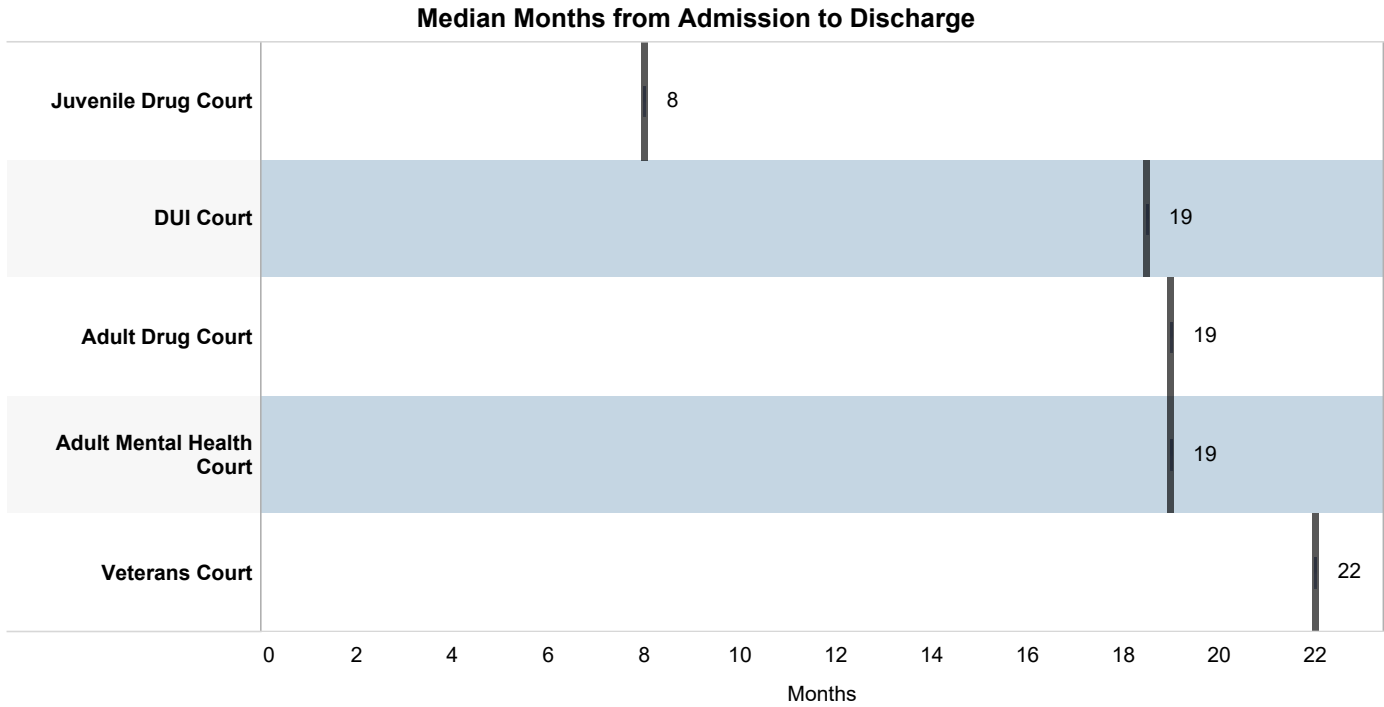


### Discharge Reason

	Successfully Completed	Unsuccessful/New Offense	Unsuccessful /Non-Compliant	Voluntarily Withdrew	Unsuccessful /Absconded	Other	Total Discharges
Adult Drug Court	16 (44.4%)	5 (13.9%)	13 (36.1%)	1 (2.8%)		1 (2.8%)	36 (100.0%)
DUI Court	33 (78.6%)	1 (2.4%)	7 (16.7%)	1 (2.4%)			42 (100.0%)
Adult Mental Health Court	5 (71.4%)			1 (14.3%)	1 (14.3%)		7 (100.0%)
Veterans Court	4 (57.1%)		2 (28.6%)			1 (14.3%)	7 (100.0%)
Juvenile Drug Court	7 (30.4%)	3 (13.0%)	8 (34.8%)			5 (21.7%)	23 (100.0%)


# York County

## 2024 Treatment Courts

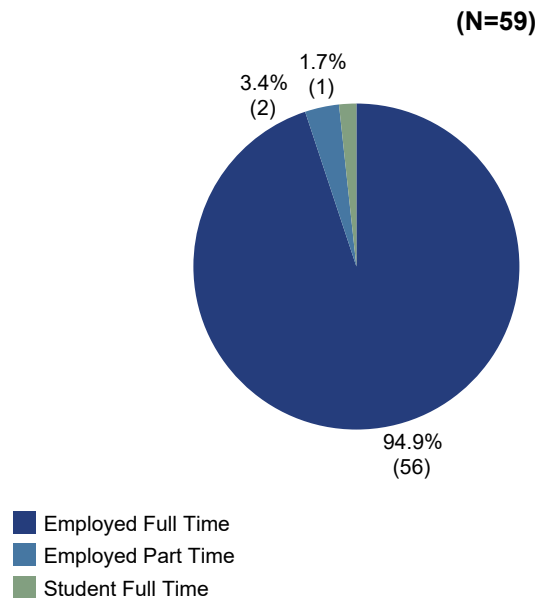


Among successful graduates, there was a 37% increase in employment.

95% of the employed successful graduates were employed full time:



29% (33) of all participants have improved in **education level** at discharge.





DEPARTMENT OF RESEARCH & STATISTICS

KIM NIEVES, PH.D.

DIRECTOR

ANDREW GINDER, MPA

ASSISTANT DIRECTOR

YAN LIU, M.S.

SENIOR STATISTICAL ANALYST

SASANKA ADIKARI, PH.D

DATA SCIENTIST

AMANDA PEREIRA

RESEARCH ASSISTANT