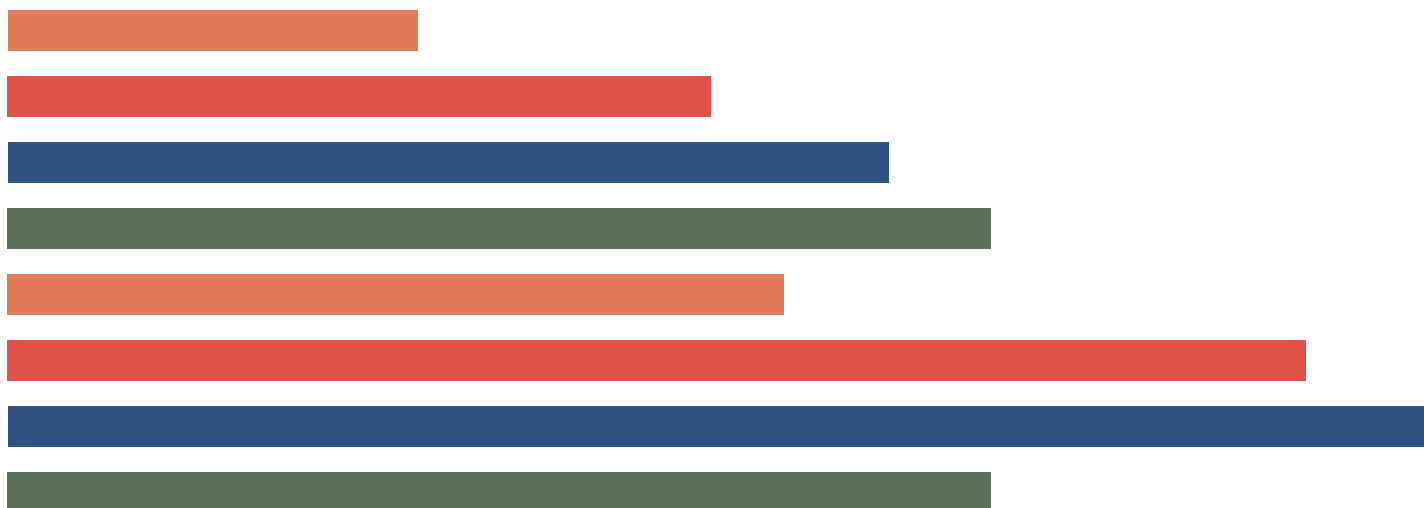


2024

Court of Common Pleas
Caseload Statistics for

Wyoming County



We are pleased to provide you with a copy of the 2024 County Caseload Display pages. They can also be viewed on the AOPC webpage at www.pacourts.us in the *News & Statistics* section under *Research & Statistics*.

Should you have any questions or comments, please do not hesitate to contact me at 717.231.3300.

Sincerely,

A handwritten signature in black ink, appearing to read 'Sasanka', is written over a horizontal line. There are some small marks below the line.

Sasanka Adikari, Ph.D.
Data Scientist
Department of Research and Statistics

Table of Contents

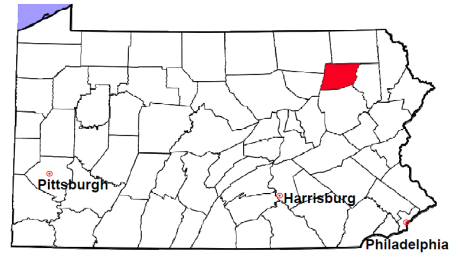
CPCMS Criminal	Page 1
CPCMS Criminal - New Cases by Case Type.....	Page 2
Civil.....	Page 3
Civil - Docketed Cases Listed by Case Type.....	Page 4
Protection From Abuse	Page 5
Spousal & Child Support and Paternity	Page 6
Custody/Partial Custody/Visitation.....	Page 7
Divorce	Page 8
Juvenile Dependency - Active Dependent Inventory	Page 9
Juvenile Dependency - Adjudicated Dependent Inventory	Page 10
Juvenile Delinquency - Cases Pending Disposition.....	Page 11
Juvenile Delinquency - New Cases by Case Type	Page 12
Juvenile Delinquency - Formal Dispositions	Page 13
Juvenile Delinquency - Informal Dispositions	Page 14
Accounts.....	Page 15
Adoptions.....	Page 16
Relinquishments/Terminations	Page 17
Appointment of Guardians	Page 18
Jury Yield and Utilization	Page 19
Treatment Courts.....	Pages 20-21

Wyoming County

2024 Population estimate: 25,771

Class of County: 7th

No. of Common Pleas Court Judgeships: 1
(Wyoming and Sullivan combined)



2024 Criminal No. of Cases

Cases Pending 1/1/2024	85
New Cases Filed in 2024	238
Reopened Cases	14
Cases Available for Processing	337

Processed by:

Withdrawn/Dismissed	14	5.7%
Diversionsary Disposition*	51	20.8%
Guilty Plea	164	66.9%
Non-Jury Trial	1	0.4%
Jury Trial	4	1.6%
Inactive	7	2.9%
Other	4	1.6%
Total Cases Processed	245	100.0%

Cases Pending 12/31/2024 **92**

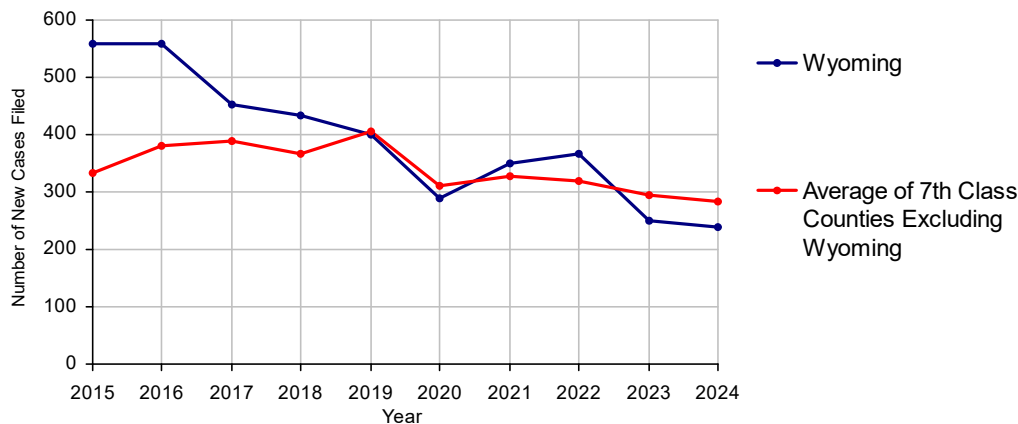
Cases Awaiting Sentencing 14

Data provided by Common Pleas Case Management System
* Includes other diversionsary programs such as Veterans Court.

Age of Pending Cases as of 12/31/2024

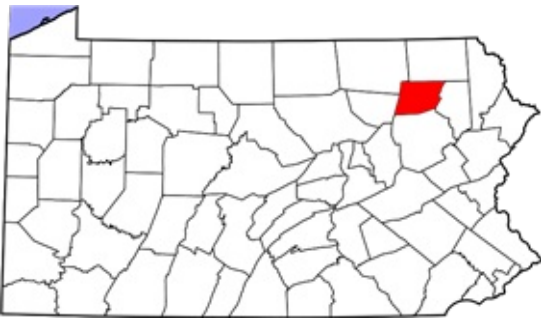
0-60 Days	45	48.9%
61-120 Days	23	25.0%
121-180 Days	14	15.2%
181-240 Days	4	4.3%
241-300 Days	0	
301-360 Days	2	2.2%
Over 360 Days	4	4.3%
Total	92	100.0%

Criminal New Cases, 2015-2024



Wyoming County

2024 Population: 25,771
Class of County: 7th
No. of Common Pleas Judgeships: 1
(Wyoming and Sullivan combined)

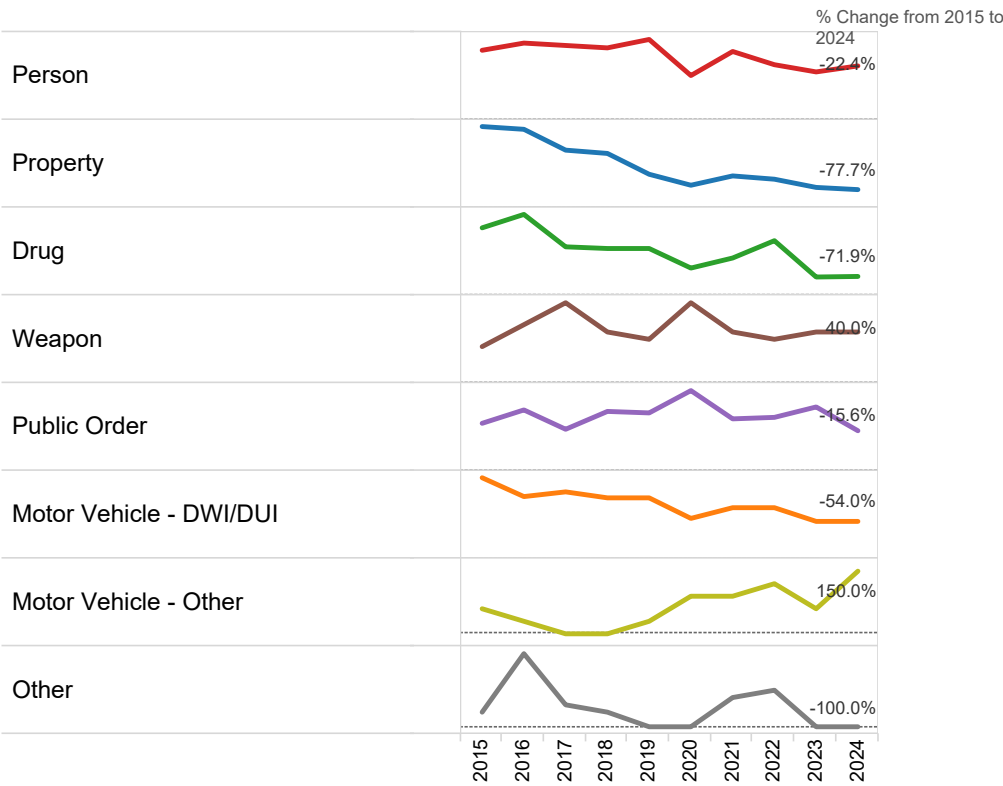


2024 Criminal - New Cases by Offense Type

Case Type	Felony	Misdemeanor	Summary	Total	
Person	16	28	1	45	18.9%
Property	14	19	0	33	13.9%
Drug	7	27	0	34	14.3%
Weapon	3	4	0	7	2.9%
Public Order	6	21	0	27	11.3%
Motor Vehicle - DWI/DUI	3	84	0	87	36.6%
Motor Vehicle - Other	1	4	0	5	2.1%
Other	0	0	0	0	0.0%
Total	50	187	1	238	100.0%
	21.0%	78.6%	0.4%	100.0%	

Data provided by Common Pleas Case Management System

Criminal New Cases by Offense Type, 2015-2024

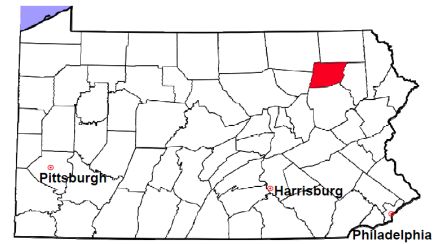


Wyoming County

2024 Population estimate: 25,771

Class of County: 7th

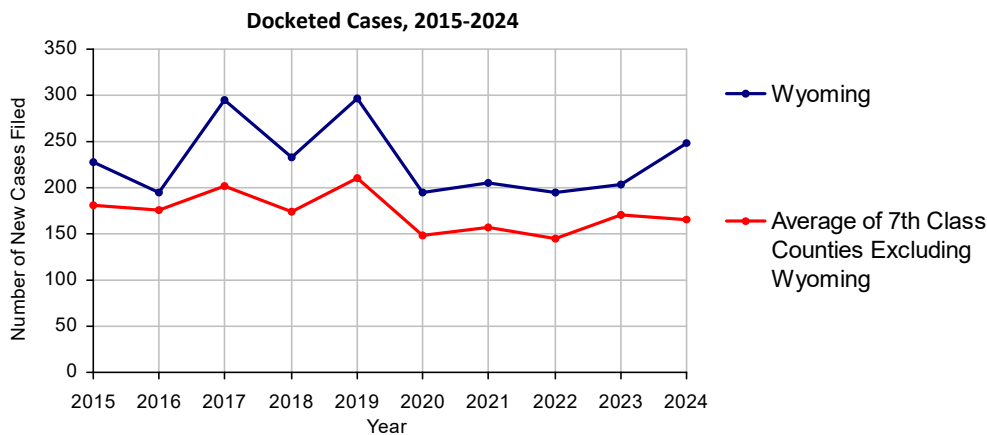
No. of Common Pleas Court Judgeships: 1
(Wyoming and Sullivan combined)



2024 Civil	Civil Action	Other	Total
Cases Pending 1/1/2024	133	170	303
Docketed Cases	144	105	249
Arbitration Appeals	0	0	0
Transferred In	0	0	0
Returned to Active	0	0	0
Cases Available for Processing	277	275	552
Processed By:			
Default Judgments	36	23	59
Cases Decided by Arbitration Board	1	1	2
Dispositive Motions	0	0	0
Settlements	3	20	23
Moved to Inactive Status	0	0	0
Transferred/Withdrawn	1	3	4
Dismissed/Discontinued	46	37	83
Administrative Purge	9	6	15
Other	2	1	3
Jury Trial	1	0	1
Non-Jury Trial	0	1	1
Total Cases Processed	99	92	191
Cases Pending 12/31/2024	178	183	361

Age of Pending Cases as of 12/31/2024 (Civil Action Only)

0-6 months	69	38.8%
7-12 months	31	17.4%
13-18 months	11	6.2%
19-24 months	17	9.6%
25-30 months	5	2.8%
31-36 months	13	7.3%
37-42 months	11	6.2%
43-48 months	6	3.4%
49-54 months	7	3.9%
55-60 months	6	3.4%
61-66 months	1	0.6%
67-72 months	0	
Over 72 months	1	0.6%
Total	178	100.0%



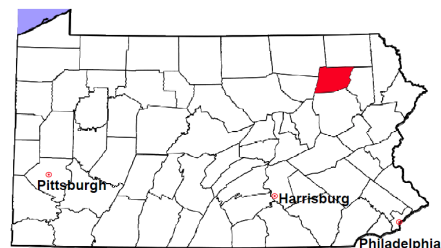
Wyoming County

2024 Population estimate: 25,771

Class of County: 7th

No. of Common Pleas Court Judgeships: 1

(Wyoming and Sullivan combined)



2024 Civil - Docketed Cases Listed by Case Type

TORT 14 5.6%

(does not include mass tort)

Intentional	0
Malicious Prosecution	0
Motor Vehicle	7
Nuisance	0
Premise Liability	3
Product Liability	0
Slander/Libel/Defamation	0
Other	4

MASS TORT 0

Asbestos	0
Tobacco	0
Toxic Tort - DES	0
Toxic Tort - Implant	0
Toxic Waste	0
Other	0

PROFESSIONAL LIABILITY 0

Dental	0
Legal	0
Medical Malpractice	0
Other	0

CONTRACT 129 51.8%

(does not include judgments)

Buyer Plaintiff	0
Debt Collection: Credit Card	65
Debt Collection: Other	55
Employment Dispute: Discrimination	0
Employment Dispute: Other	1
Other	8

Of the Docketed Cases:

Pro Se Filings: 19 7.6% Class Action Suits: 0 MDJ Appeals: 16 6.4%

*Civil Other

REAL PROPERTY 46 18.5%

Ejectment*	4
Eminent Domain/Condemnation*	1
Ground Rent	0
Landlord/Tenant Dispute	1
Mortgage Foreclosure:	
Residential*	31
Commercial*	2
Partition of Real Property*	2
Quiet Title*	3
Other*	2

CIVIL APPEALS 31 12.4%

- Administrative Agencies

Board of Assessment*	4
Board of Elections*	0
Dept. of Transportation*	5
Zoning Board*	2
Statutory Appeal - Other*	1
Other*	19

MISCELLANEOUS 29 11.6%

Common Law/	
Statutory Arbitration*	0
Declaratory Judgment*	3
Mandamus*	0
Non-Domestic Relations	
Restraining Order*	0
Quo Warranto*	0
Replevin*	2
Other*	24

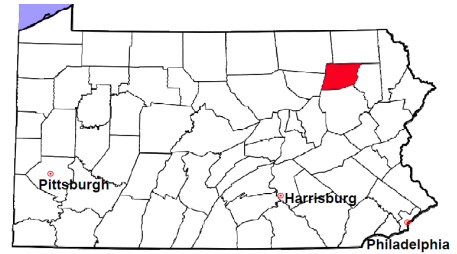
TOTAL DOCKETED CASES: 249 100.0%

Wyoming County

2024 Population estimate: 25,771

Class of County: 7th

No. of Common Pleas Court Judgeships: 1
(Wyoming and Sullivan combined)



2024 Protection From Abuse

**No. of
Petitions**

Cases Pending 1/1/2024

3

New Cases Filed in 2024

122

Of these, Petitions Requesting Temporary Orders: 119 (97.5%)

Temporary Orders DENIED: 48 (40.3%), Temporary Orders GRANTED: 71 (59.7%)

Cases Available for Processing

125

Processed By:

Temporary Order DENIED After Ex Parte Hearing and No Evidentiary Hearing Scheduled	41	34.5%
Temporary Order DISMISSED After Evidentiary Hearing and No Final Order Entered	8	6.7%
Final Order DENIED After Evidentiary Hearing Before a Judge or a Judicial Officer	3	2.5%
Final Order GRANTED After Evidentiary Hearing Before a Judge or a Judicial Officer	30	25.2%
Plaintiff Did Not Appear For Evidentiary Hearing	2	1.7%
Final Order by STIPULATION OR AGREEMENT Between the Parties	25	21.0%
Petition WITHDRAWN by Plaintiff	5	4.2%
TRANSFERRED to Another Jurisdiction	3	2.5%
Other	2	1.7%

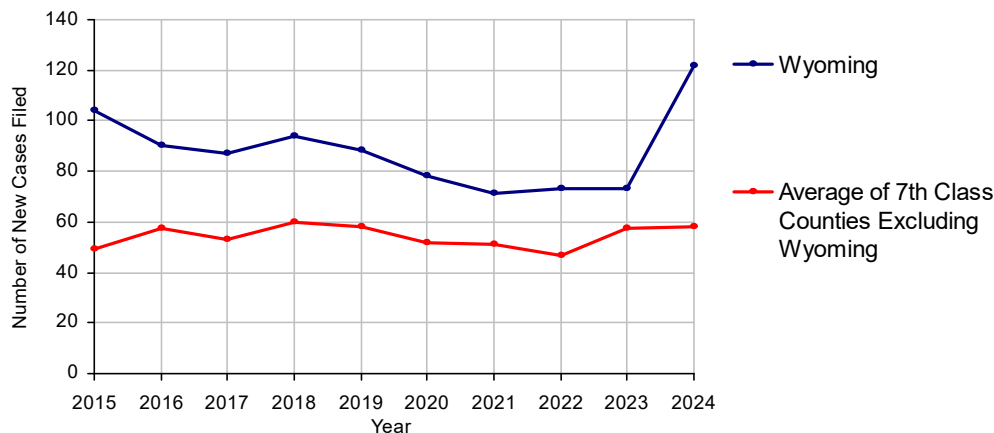
Cases Processed

119 100.0%

Cases Pending 12/31/2024

6

PFA New Cases Filed, 2015-2024

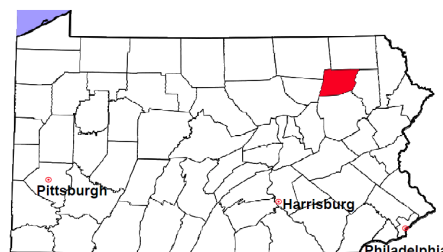


Wyoming County

2024 Population estimate: 25,771

Class of County: 7th

No. of Common Pleas Court Judgeships: 1
(Wyoming and Sullivan combined)



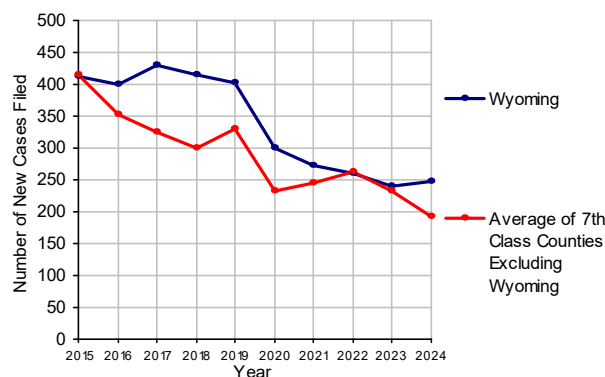
2024 Spousal & Child Support	No. of Petitions	
Cases Pending 1/1/2024	45	
New Cases Filed in 2024	247	
Dockets Transferred In (+)	4	
Dockets Transferred Out (-)	8	
Cases Available for Processing	288	
Processed By:		
Judge	14	5.2%
Intake Officer	257	94.8%
Hearing Officer	0	
Other	0	
Cases Processed	271	100.0%
Cases Pending 12/31/2024	17	

Data provided by PACSES

2024 Paternity	No. of Cases	
Acknowledgements Filed:		
Non-Domestic Relations Section	4	33.3%
During Conference	6	50.0%
Non-Stipulated (post genetic test)	2	16.7%
Pre-Trial Conference	0	
Total	12	100.0%
Established:		
Stipulated by Genetic Tests	0	
Default - Father Failed to Appear	0	
Adjudication by Court Proceeding	0	
Out of State	6	100.0%
Total	6	100.0%
Cases Pending 12/31/2024	3	

Data provided by PACSES

Spousal & Child Support New Cases Filed, 2015-2024



DEFINITIONS:

ACKNOWLEDGEMENTS FILED:

NON-DOMESTIC RELATIONS SECTION: The voluntary Acknowledgement of Paternity by the alleged father.

DURING CONFERENCE: The alleged father signed the Acknowledgement of Paternity-Waiver of Trial (PE-010) at the initial child support conference.

NON-STIPULATED (POST GENETIC TEST): The alleged father signed the Acknowledgement of Paternity-Waiver of Trial after genetic tests were conducted and resulted in the alleged father being determined to be the biological father.

PRE-TRIAL CONFERENCE: The alleged father signed the Acknowledgement of Paternity-Waiver of Trial at the pre-trial conference.

ESTABLISHED:

STIPULATED BY GENETIC TESTS: The alleged father requested genetic tests and signed a stipulation that if the test results had a 99% or higher probability of paternity then the alleged father would be stipulated as the biological father of the child.

DEFAULT - FATHER FAILED TO APPEAR: The alleged father failed to appear after being served for either a support conference, hearing, or genetic test and a default paternity order was entered by the court.

ADJUDICATION BY COURT PROCEEDING: The alleged father was determined to be the biological father of the child through a court proceeding.

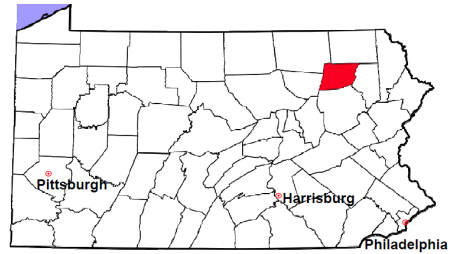
OUT OF STATE: Paternity was established in another state, "Out of state only".

Wyoming County

2024 Population Estimate: 25,771

Class of County: 7th

No. of Common Pleas Court Judgeships: 1
(Wyoming and Sullivan combined)



2024 Custody/Partial Custody/Visitation

No. of
Petitions

Cases Pending 1/1/2024

17

New Cases Filed in 2024

45

Cases Available for Processing

62

Processed By:

Judge

29

63.0%

Non-Judicial Officer

0

Administrative Review/Purge

10

21.7%

Other

7

15.2%

Cases Processed

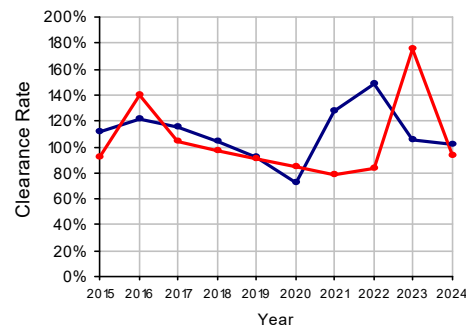
46

100.0%

Cases Pending 12/31/2024

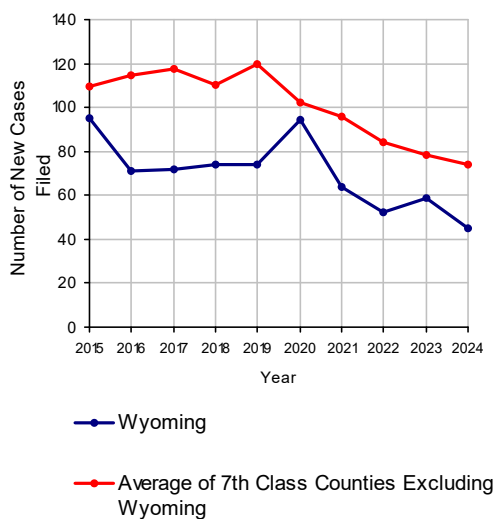
16

Clearance Rate, 2015-2024

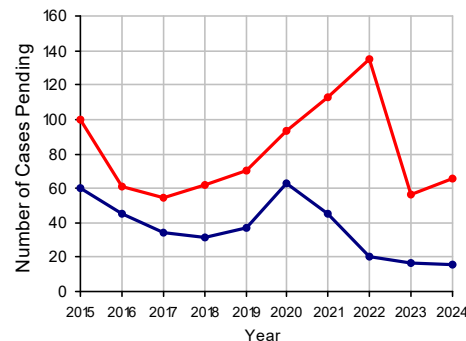


Note: Clearance Rate = Cases Processed / New Cases Filed

Custody/Partial Custody/Visitation New Cases Filed, 2015-2024



Cases Pending at the End of Year, 2015-2024

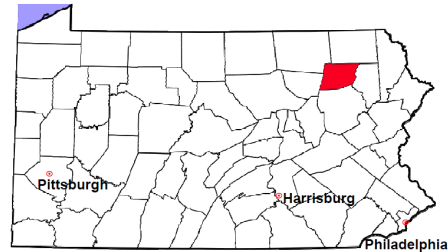


Wyoming County

2024 Population estimate: 25,771

Class of County: 7th

No. of Common Pleas Court Judgeships: 1
(Wyoming and Sullivan combined)



2024 Divorce

No. of Petitions

Cases Pending 1/1/2024 58

New Cases Filed in 2024 52

Cases Available for Processing 110

Processed By:

Contested Before a Judge 0

Contested Before a Non-Judicial Officer 0

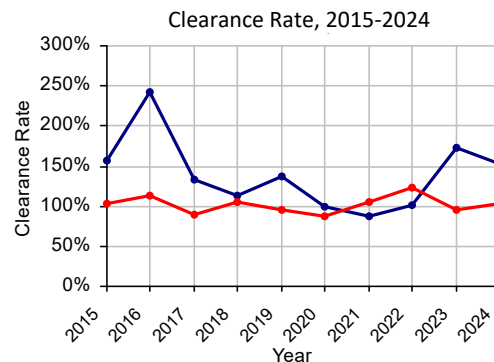
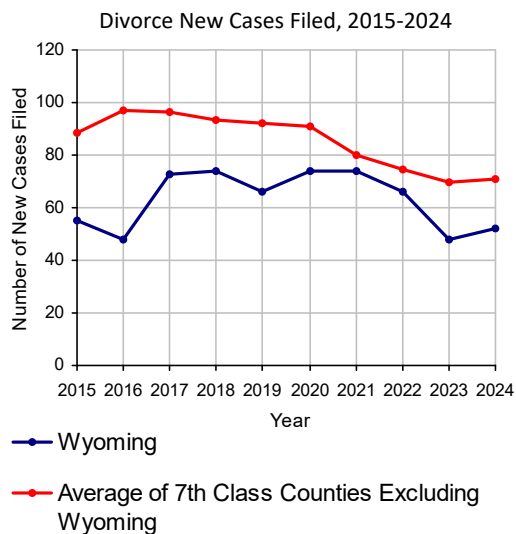
Uncontested 55 68.8%

Administrative Review/Purge 14 17.5%

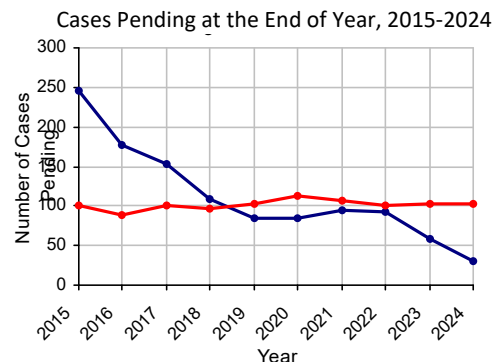
Other 11 13.8%

Cases Processed 80 100.0%

Cases Pending 12/31/2024 30



Note: Clearance Rate = Cases Processed / New Cases Filed

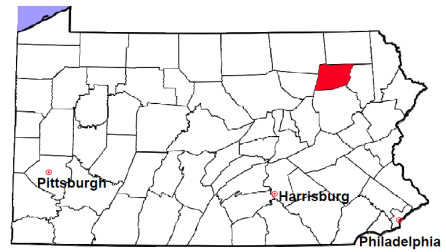


Wyoming County

2024 Population estimate: 25,771

Class of County: 7th

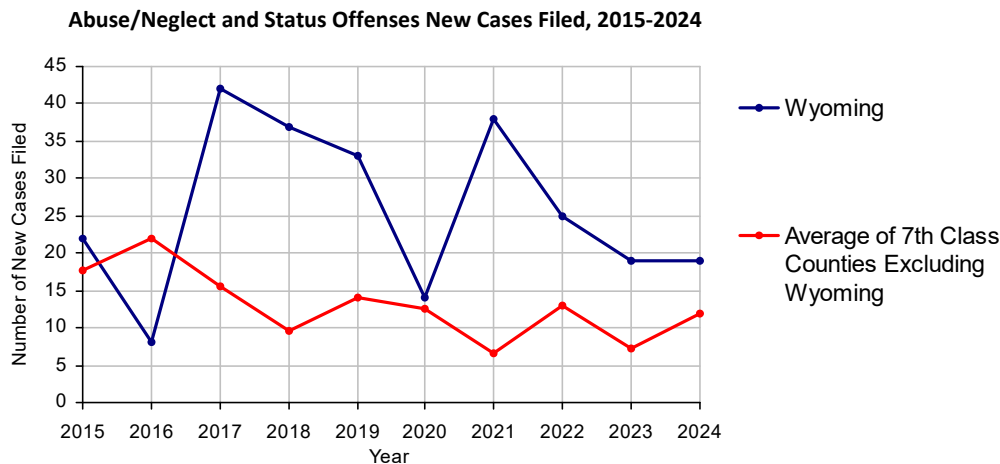
No. of Common Pleas Court Judgeships: 1
(Wyoming and Sullivan combined)



2024 Juvenile Dependency - Petitions Pending Adjudication

	Abuse/ Neglect	Status Offenses	Total
Cases Pending 1/1/2024	2	0	2
New Petitions Filed in 2024	19	0	19
Other	2	1	3
Total Petitions Available for Processing	23	1	24
Processed by:			
Adjudicated Dependent			
Judge	16	1	17
Juvenile Court Hearing Officer	0	0	0
Adjudicated NOT Dependent			
Judge	5	0	5
Juvenile Court Hearing Officer	0	0	0
Withdrawn/Transferred	0	0	0
Dismissed/Other	0	0	0
Total Petitions Processed	21	1	22
Cases Pending 12/31/2024	2	0	2

Data provided by Common Pleas Case Management System

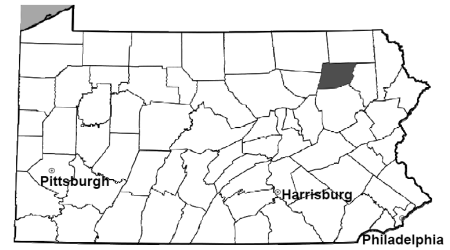


Wyoming County

2024 Population estimate: 25,771

Class of County: 7th

No. of Common Pleas Court Judgeships: 1
(Wyoming and Sullivan combined)



2024 Juvenile Dependency - Adjudicated Dependent Inventory

	Abuse/ Neglect	Status Offenses	Total
Cases Pending 1/1/2024	32	0	32
New Adjudicated Dependent Cases	16	1	17
Other	0	0	0
Total Adjudicated Dependent Cases	48	1	49
<u>Court Supervision Terminated:</u>			
Family Reunification	9 56.3%	0	9 56.3%
Adoption	1 6.3%	0	1 6.3%
Placement with a Relative/Guardian	2 12.5%	0	2 12.5%
Aged Out	4 25.0%	0	4 25.0%
Other Permanency Outcomes*	0	0	0
Other**	0	0	0
Total Adjudicated Dependent Cases Terminated	16 100.0%	0 100.0%	16 100.0%
Cases Pending 12/31/2024	32	1	33

Data provided by Common Pleas Case Management System

* Other Permanency Outcomes include: adjudicated delinquent, death due to natural causes, emancipation, permanent living arrangement, and parent has come forward.

** Other includes cases where court supervision is terminated due to transfer out of jurisdiction, withdrawal and administrative closure.

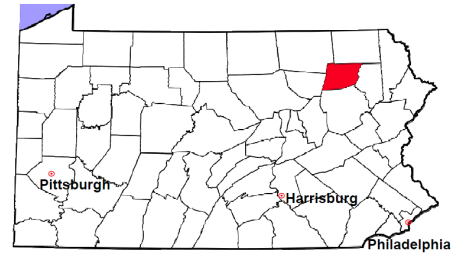
Wyoming County

2024 Population estimate: 25,771

Class of County: 7th

No. of Common Pleas Court Judgeships: 1

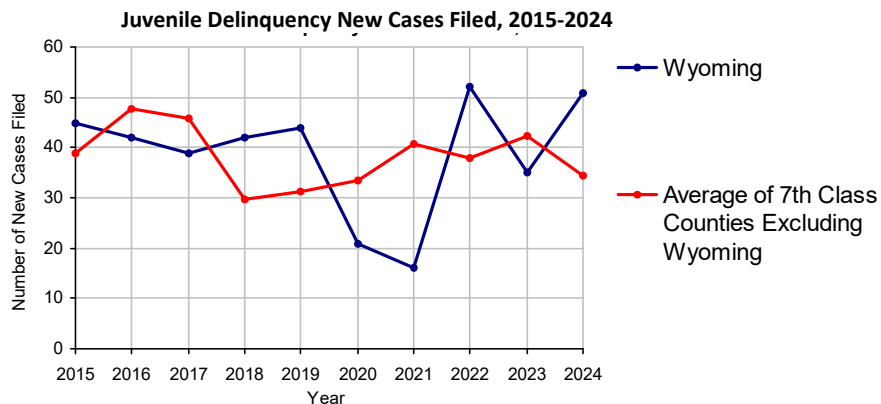
(Wyoming and Sullivan combined)



2024 Juvenile Delinquency - Cases Pending Disposition

Begin Pending	8
New Cases	51
Consent Decree Revoked	2
Informal Adjustment Program Revoked	0
Alternative Program Revoked	0
Warrant Returned	0
Other	4
Total Cases Available for Disposition	65
Warrant Issued	0
Disposed by:	
Adjudicated Delinquent by a Judge	23
Adjudicated Delinquent by a Juvenile Court Hearing Officer	0
Consent Decree Entered	10
Informal Adjustment Program Entered	0
Warned and Counseled (Pre-Petition)	0
Dismissed/Withdrawn/Transferred	14
Transferred to Criminal Court	0
Other	0
Total Cases Disposed	47
End Pending	18

Data provided by Common Pleas Case Management System



Wyoming County

2024 Population: 25,771
Class of County: 7th
No. of Common Pleas Judgeships: 1
(Wyoming and Sullivan combined)

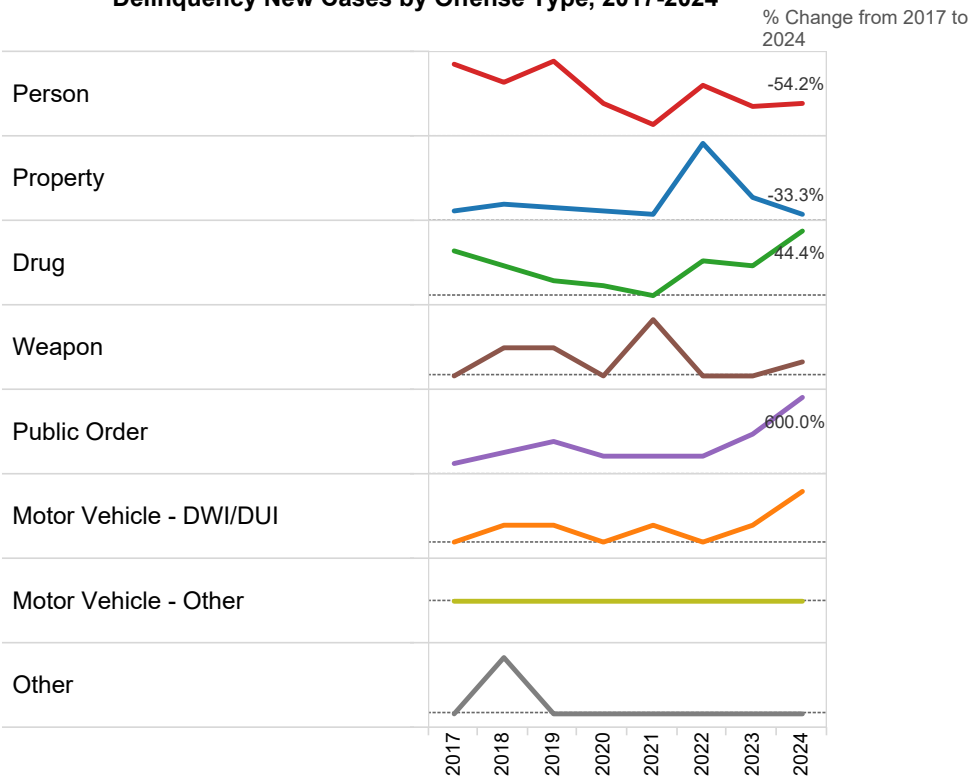


2024 Delinquency - New Cases by Offense Type

Case Type	Felony	Misdemeanor	Summary	Total	
Person	4	7	0	11	21.6%
Property	1	1	0	2	3.9%
Drug	1	12	0	13	25.5%
Weapon	0	1	0	1	2.0%
Public Order	0	7	14	21	41.2%
Motor Vehicle - DWI/DUI	0	3	0	3	5.9%
Motor Vehicle - Other	0	0	0	0	0.0%
Other	0	0	0	0	0.0%
Total	6	31	14	51	100.0%
	11.8%	60.8%	27.5%	100.0%	

Data provided by Common Pleas Case Management System

Delinquency New Cases by Offense Type, 2017-2024

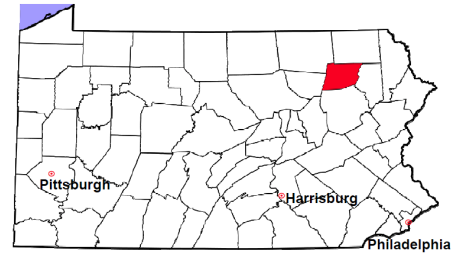


Wyoming County

2024 Population estimate: 25,771

Class of County: 7th

No. of Common Pleas Court Judgeships: 1
(Wyoming and Sullivan combined)



2024 Juvenile Delinquency - Formal Dispositions

Begin Pending	34
Adjudicated Delinquent by a Judge	23
Adjudicated Delinquent by a Juvenile Court Hearing Officer	0
Warrant Returned	0
Other	0
Total Adjudicated Delinquent Cases	57
Warrant Issued	0
Court Supervision Terminated:	
Conditions Satisfied	22
Compelling Reasons	9
Reached Age 21	0
Transferred to Another Juvenile Court	0
Other	0
Total Adjudicated Delinquent Cases Terminated	31
End Pending	26

(R) - Revised

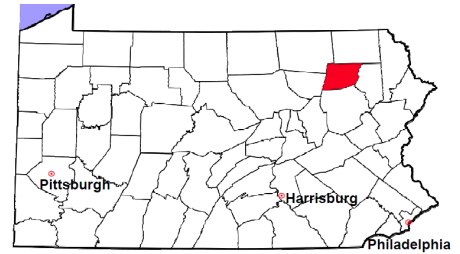
Data provided by Common Pleas Case Management System

Wyoming County

2024 Population estimate: 25,771

Class of County: 7th

No. of Common Pleas Court Judgeships: 1
(Wyoming and Sullivan combined)



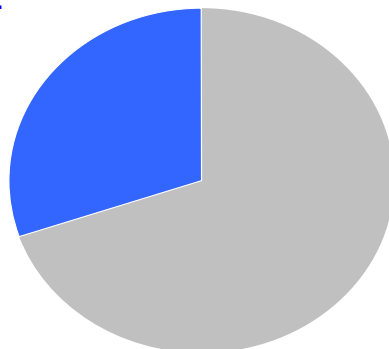
2024 Juvenile Delinquency - Informal Dispositions

Pending Consent Decrees	0
Pending Informal Adjustments	0
New Consent Decrees	10
New Informal Adjustments	0
Warrant Returned	0
Other	1
Cases Informally Disposed	11
 Warrant Issued	 0
Terminated by:	
Consent Decree Completed	6
Informal Adjustment Completed	0
Consent Decree Revoked	2
Informal Adjustment Program Revoked	0
Other	0
Total Informally Disposed Cases Terminated	8
 End Pending	 3

(R) - Revised

Data provided by Common Pleas Case Management System

Informal Dispositions: **30%**



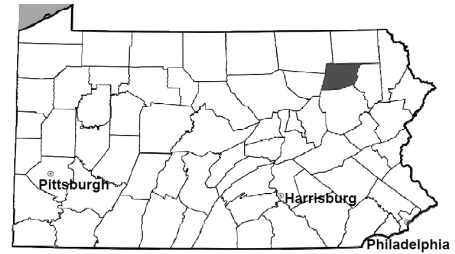
Delinquency Cases are disposed either formally, at a proceeding held before a judge or hearing officer, or informally without a proceeding. Informal dispositions include informal adjustments supervised by a juvenile probation officer; consent decrees agreed upon with the District Attorney after a petition is filed; or other pre-petition process by the juvenile probation department.

Wyoming County

2024 Population estimate: 25,771

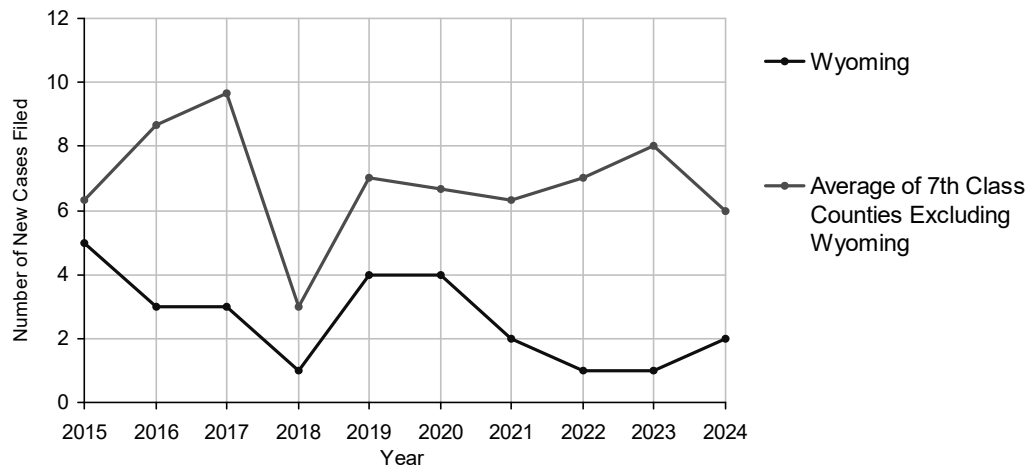
Class of County: 7th

No. of Common Pleas Court Judgeships: 1
(Wyoming and Sullivan combined)



2024 Accounts	No. of Cases
Cases Pending 1/1/2024	0
New Cases Filed in 2024	2
Cases Available for Processing	2
Processed By:	
Contested before a Judge	0
Contested before a Non-Judicial Officer	0
Uncontested	1 100.0%
Other	0
Cases Processed	1 100.0%
Cases Pending 12/31/2024	1

Accounts New Cases Filed, 2015-2024

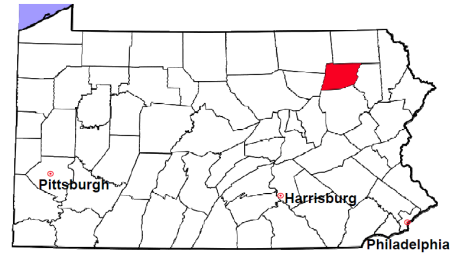


Wyoming County

2024 Population estimate: 25,771

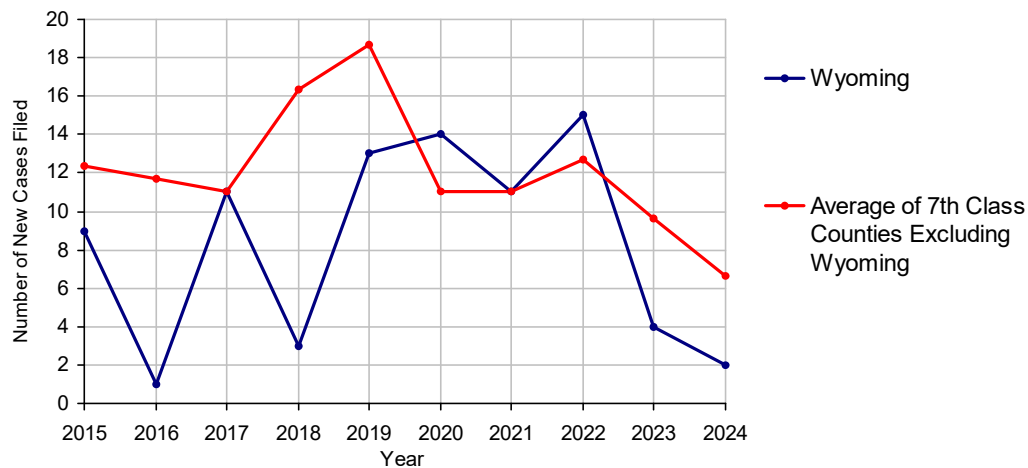
Class of County: 7th

No. of Common Pleas Court Judgeships: 1
(Wyoming and Sullivan combined)



2024 Adoptions		No. of Cases
Cases Pending 1/1/2024		0
New Cases Filed in 2024		2
Cases Available for Processing		2
Processed By:		
Contested before a Judge	Granted	0
	Denied	0
Uncontested	Granted	2 100.0%
	Denied	0
Other		0
Cases Processed		2 100.0%
Cases Pending 12/31/2024		0

Adoptions New Cases Filed, 2015-2024

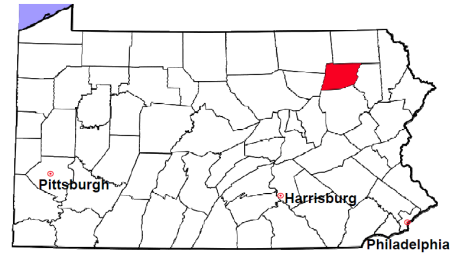


Wyoming County

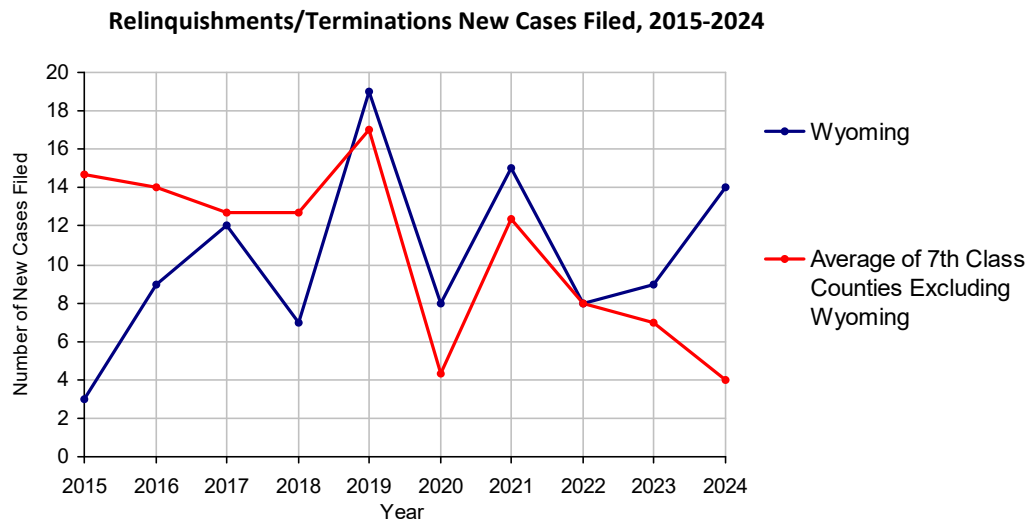
2024 Population estimate: 25,771

Class of County: 7th

No. of Common Pleas Court Judgeships: 1
(Wyoming and Sullivan combined)



2024 Relinquishments/Terminations	No. of Cases
Cases Pending 1/1/2024	4
New Cases Filed in 2024	14
Cases Available for Processing	18
Processed By:	
Contested before a Judge	1 6.3%
Uncontested	11 68.8%
Other	4 25.0%
Cases Processed	16 100.0%
Cases Pending 12/31/2024	2

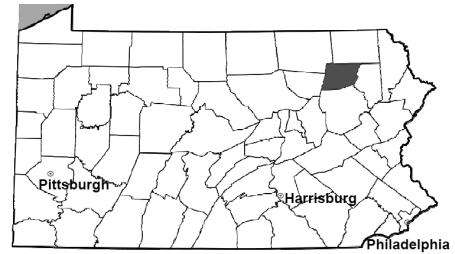


Wyoming County

2024 Population estimate: 25,771

Class of County: 7th

No. of Common Pleas Court Judgeships: 1
(Wyoming and Sullivan combined)



2024 Appointment of Guardians

**No. of
Cases**

Cases Pending 1/1/2024

1

New Cases Filed in 2024

7

Cases Available for Processing

8

Processed By:

Contested before a Judge

0

Uncontested

7

87.5%

Other

1

12.5%

Cases Processed

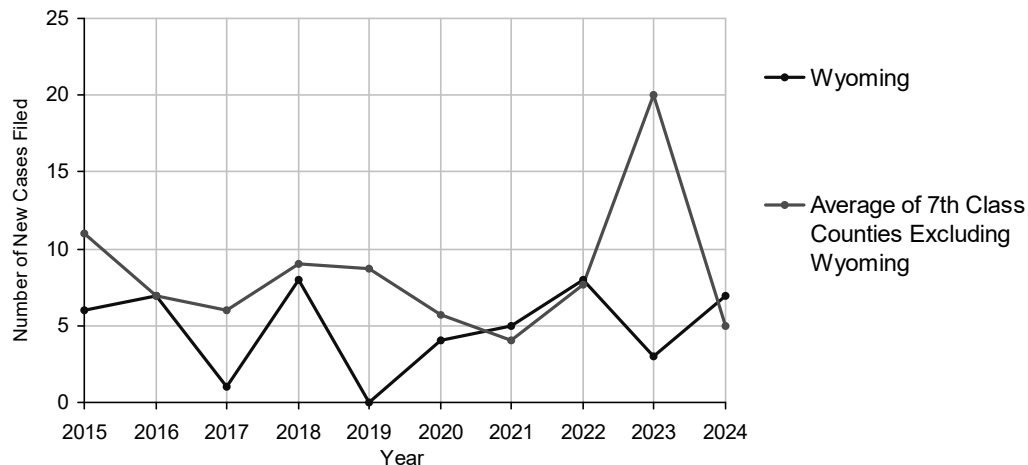
8

100.0%

Cases Pending 12/31/2024

0

Appointment of Guardians New Cases Filed, 2015-2024

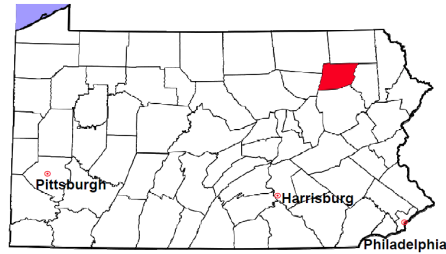


Wyoming County

2024 Population estimate: 25,771

Class of County: 7th

No. of Common Pleas Court Judgeships: 1
(Wyoming and Sullivan combined)



2024 Jury Yield and Utilization

Jury Yield

Qualification Questionnaires/Summonses Mailed:	927	A		
Returned Undeliverable:	108	B	11.7%	Of Qualification Questionnaires/ Summonses Mailed
Not Responded to:	165	C	17.8%	
the Number of Prospective Jurors:				
Disqualified:	95	D	10.2%	
Exempted:	19	E	2.0%	
Excused:	78	F	8.4%	
Deferred to New Term:	56	G	6.0%	
Deferred from Previous Term:	40	H	4.3%	
Total Number of Qualified Jurors Available for Service:	446	I	48.1%	
$I=A-B-C-D-E-F-G+H$				

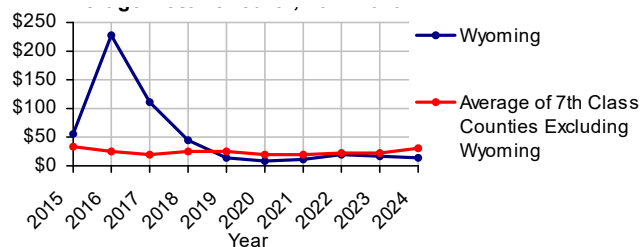
Jury Utilization

the Number of Jurors:				
Reporting for Service:	399		89.5%	Of Jurors Qualified and Available
Told Not to Report for Service:	252		56.5%	
Sent to Courtroom for Jury Selection (Voir Dire):	172		43.1%	Of Jurors Reporting for Service
Impaneled or Sworn (jurors/alternates):	82		20.6%	
Removed for Cause/Hardship:	28			
Removed by Peremptory Challenge:	22			
Number of Jury Trials Started:	5			
Pool Days:	7			
Zero Panel Days:	2		28.6%	(Of Pool Days)

Jury Costs

Total Annual Budget for Juror Operations:	\$13,790.00	J
Average Cost Per Juror:	\$14.88	K
$K = J/A$		

Average Cost Per Juror, 2015-2024



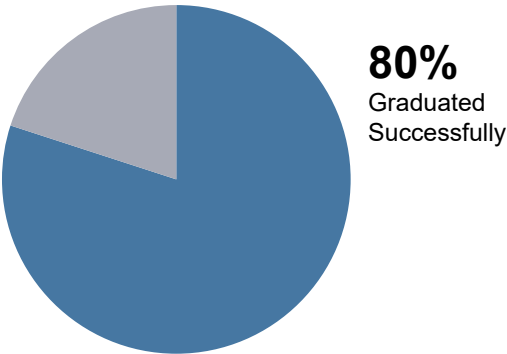
Wyoming/Sullivan Counties

2024 Treatment Courts

5 Discharges

7 Admissions

Of All Court Participants Discharged:



Adult Drug Court

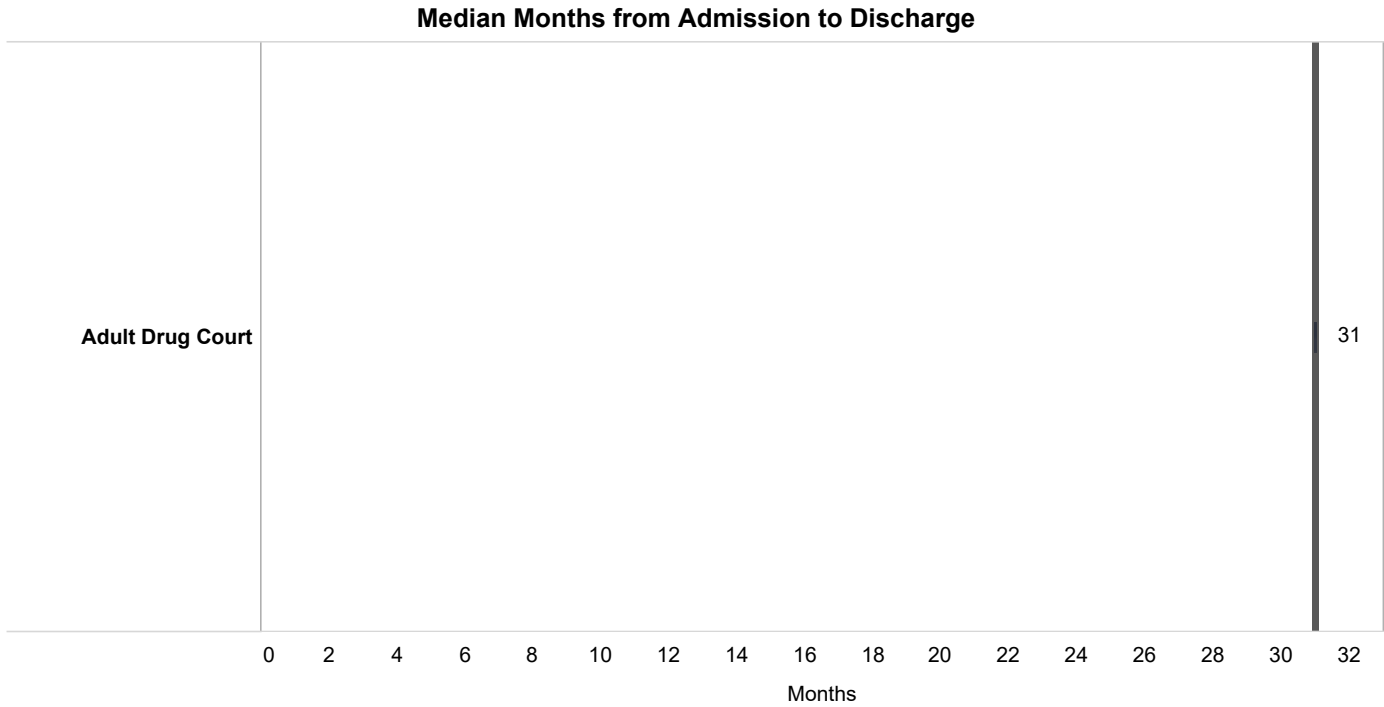
7

Discharge Reason

	Successfully Completed	Unsuccessful /Absconded	Total Discharges
Adult Drug Court	4 (80.0%)	1 (20.0%)	5 (100.0%)

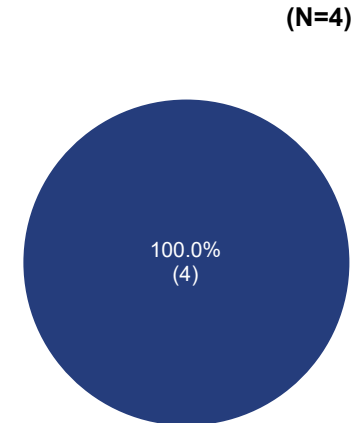

Wyoming/Sullivan Counties

2024 Treatment Courts



Among successful graduates, there was a 100% increase in employment.

100% of the employed successful graduates were employed full time:



20% (1) of all participants have improved in **education level** at discharge.

■ Employed Full Time

DEPARTMENT OF RESEARCH & STATISTICS

KIM NIEVES, PH.D.

DIRECTOR

ANDREW GINDER, MPA

ASSISTANT DIRECTOR

YAN LIU, M.S.

SENIOR STATISTICAL ANALYST

SASANKA ADIKARI, PH.D

DATA SCIENTIST

AMANDA PEREIRA

RESEARCH ASSISTANT