



2025

**ANNUAL REPORT OF STATISTICS
SUPERIOR COURT OF PENNSYLVANIA**

Prepared By the Office of the Reporter

David J. Finder, Esq., Reporter
Roxanne McCombs, PACMS Analyst
Keri-Anne Laing, Court Clerk

Joseph Triglia, Deputy Reporter
Lauren Singer, Court Clerk
Flora Papageorgiou, Court Clerk

Dolores Bianco, Reporter (Ret.)



JUDGES OF THE SUPERIOR COURT

President Judge Anne E. Lazarus
Judge Mary Jane Bowes
President Judge Emeritus Jack A. Panella
Judge Judith Ference Olson
Judge Victor P. Stabile
Judge Alice Beck Dubow
Judge Deborah A. Kunselman
Judge Carolyn H. Nichols
Judge Mary P. Murray
Judge Maria C. McLaughlin
Judge Megan King
Judge Megan Sullivan
Judge Jill Beck
Judge Timika Lane
President Judge Emerita Kate Ford Elliott
President Judge Emeritus Correale F. Stevens
President Judge Emeritus John T. Bender

EXECUTIVE ADMINISTRATOR

Robert Krandel, Esquire

DEPARTMENT HEADS

Benjamin Kohler, Esquire
Prothonotary

Philip H. Yoon, Esquire
Chief Staff Attorney - Legal

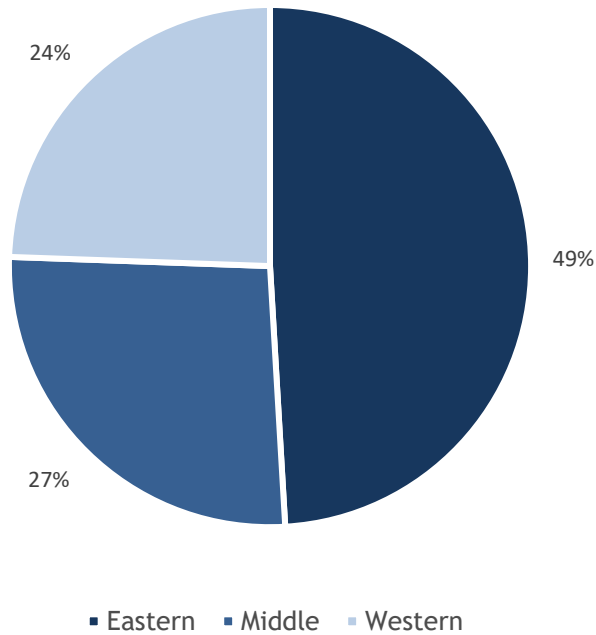
Catherine Shelly, Esquire
Chief Staff Attorney - Operations

Peter F. Johnson, Esquire
Legal Systems Coordinator

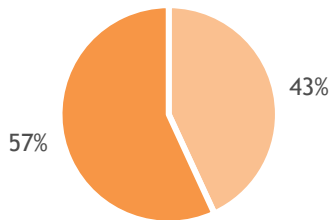
Dolores A. Bianco
Reporter



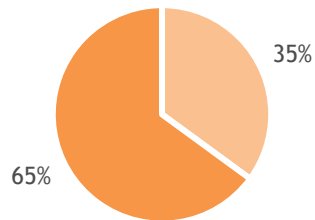
Appeals by District in 2025



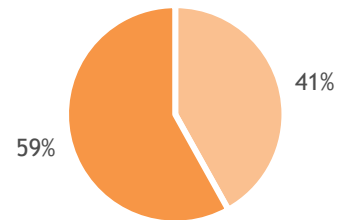
Eastern District



Middle District



Western District

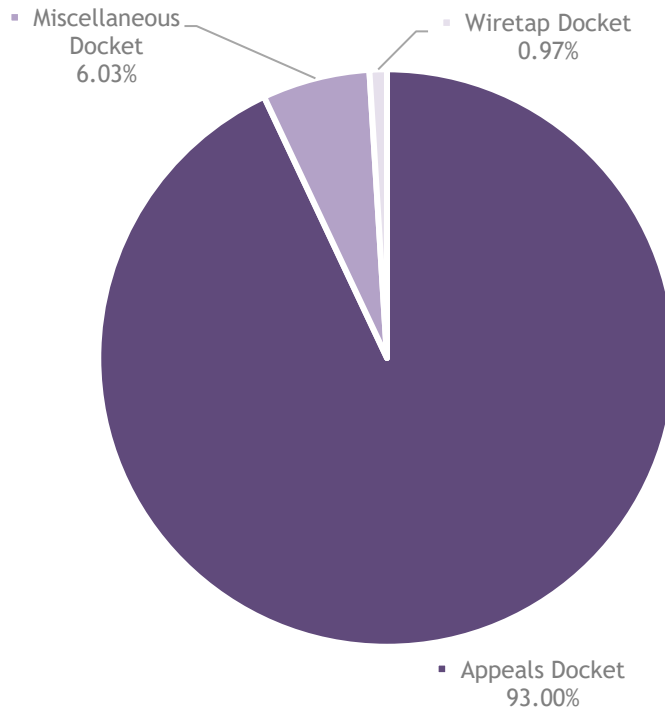


● Civil ● Criminal

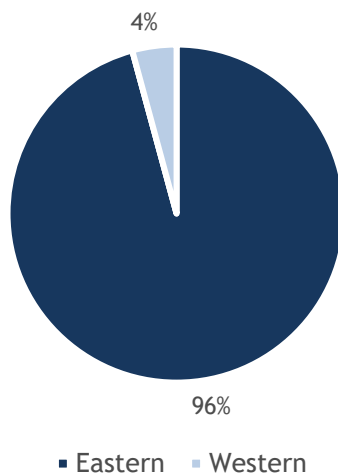
	Civil	Criminal	Total
Eastern	1,434	1,891	3,325
Middle	629	1,166	1,795
Western	694	962	1,656
Total	2,757	4,019	6,776



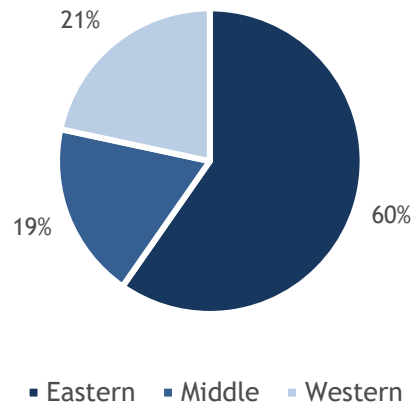
Cases by Docket Type in 2025



Wiretap Docket by Docketing District in 2025



Miscellaneous Docket by District in 2025



	Miscellaneous Docket	Wiretap Docket	Appeals Docket	Total
Eastern	262	68	3,325	3,655
Middle	82	†	1,795	1,877
Western	95	3	1,656	1,754
Total	439	71	6,776	7,286

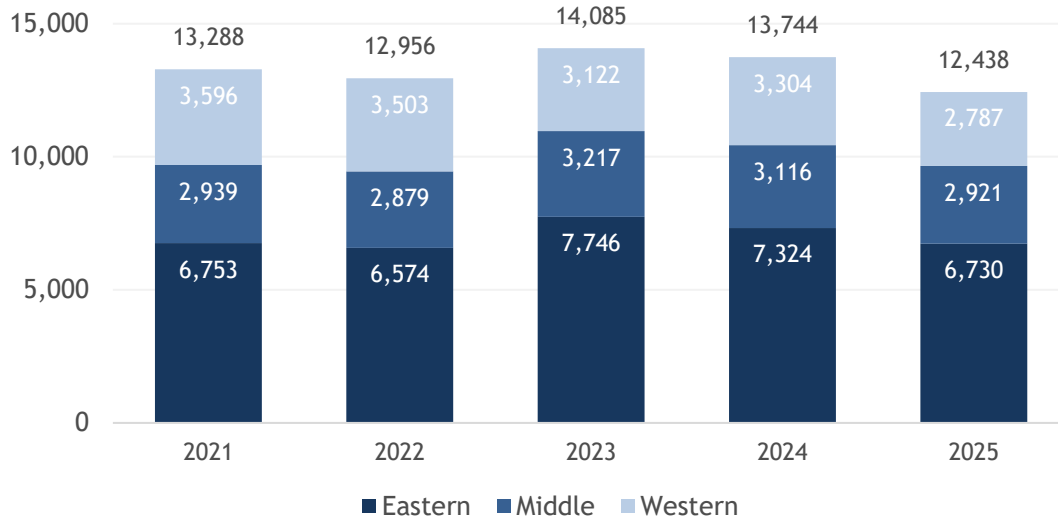
*Miscellaneous dockets are comprised of filings unrelated to active docketed appeals, such as Petitions for Permission to Appeal.

† Middle District wiretap applications are maintained in the Eastern District office.



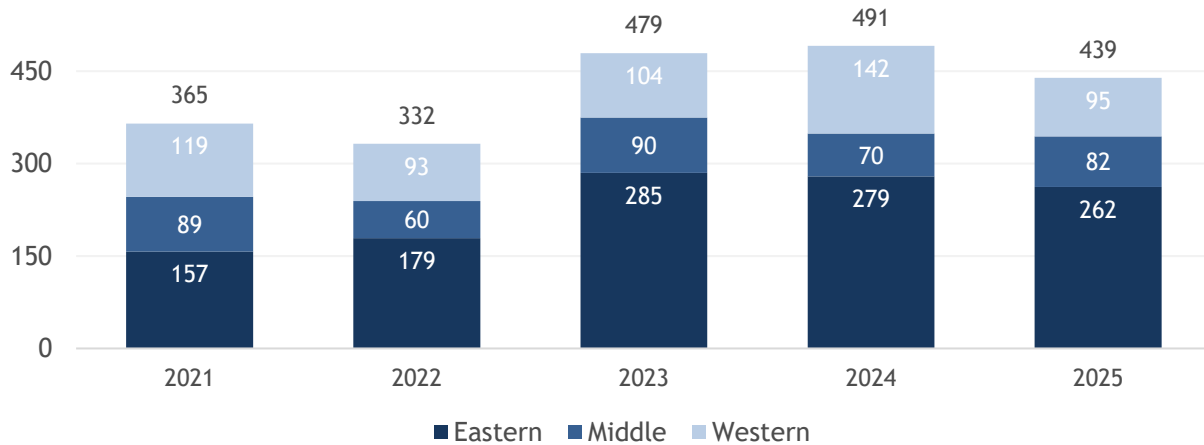
Appeals Docket Applications

(Applications related to active docketed appeals)

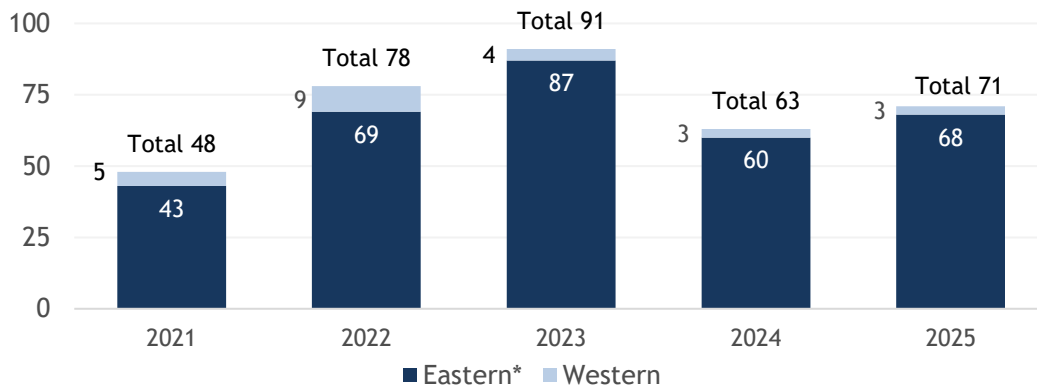


Miscellaneous Docket Applications

(Applications unrelated to active docketed appeals)



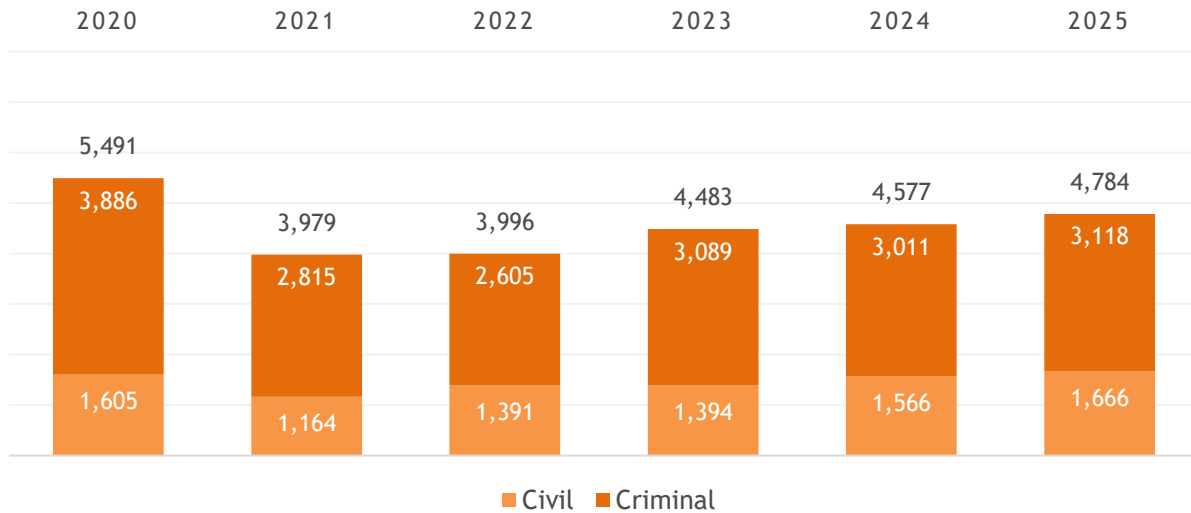
Wiretap Applications by Docketing District



* Middle District wiretap applications are maintained in the Eastern District office.



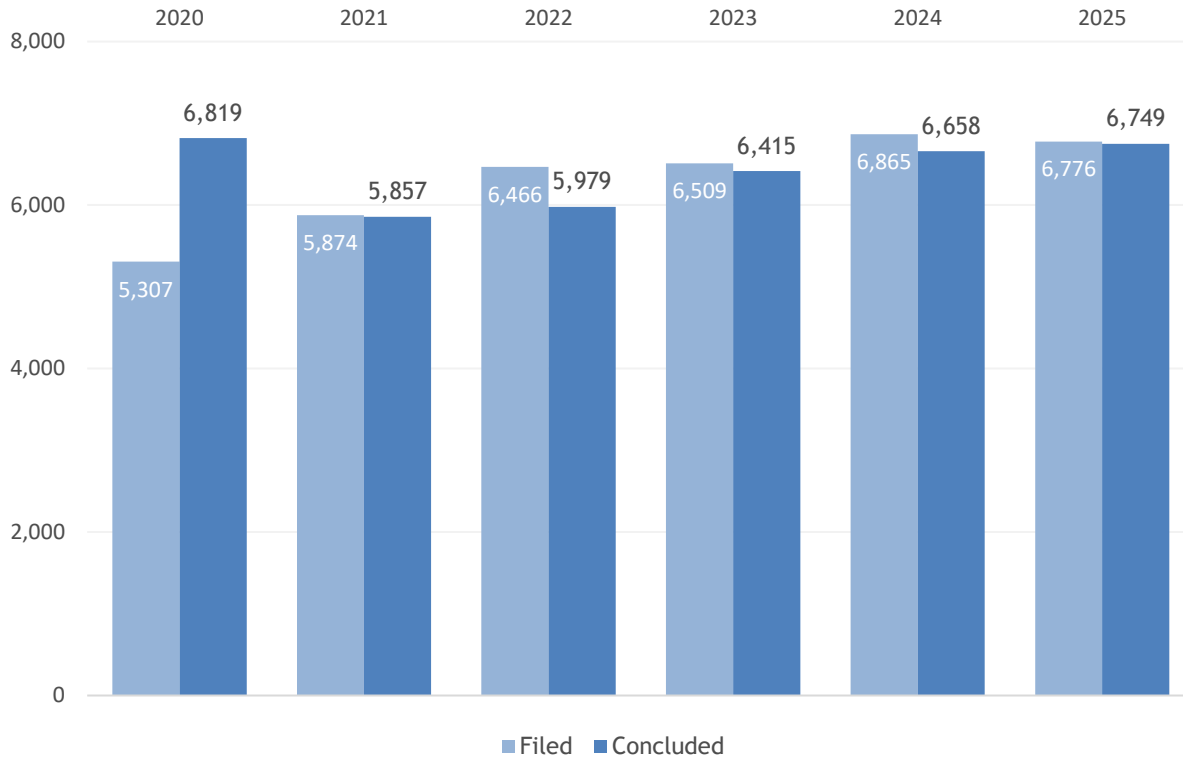
Appeals Pending as of January 1



	2020	2021	2022	2023	2024	2025
Civil Appeals Pending 1/1	1,605	1,164	1,391	1,394	1,566	1,666
Criminal Appeals Pending 1/1	3,886	2,815	2,605	3,089	3,011	3,118
Total	5,491	3,979	3,996	4,483	4,577	4,784
Civil Appeals Pending 12/31	1,164	1,391	1,394	1,566	1,666	1,577
Criminal Appeals Pending 12/31	2,815	2,605	3,089	3,011	3,118	3,234
Total	3,979	3,996	4,483	4,577	4,784	4,811



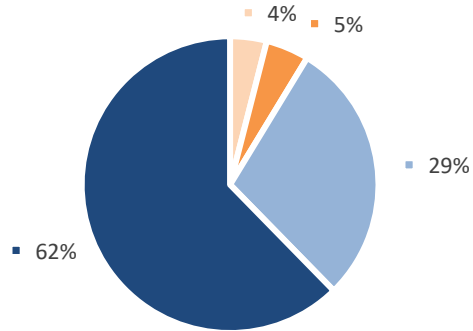
Appeals Filed and Concluded



	2020	2021	2022	2023	2024	2025
Civil Appeals Filed	2,014	2,533	2,623	2,790	2,979	2,757
Criminal Appeals Filed	3,293	3,341	3,843	3,719	3,886	4,019
Total	5,307	5,874	6,466	6,509	6,865	6,776
Civil Appeals Concluded	2,455	2,306	2,620	2,618	2,879	2,846
Criminal Appeals Concluded	4,364	3,551	3,359	3,797	3,779	3,903
Total	6,819	5,857	5,979	6,415	6,658	6,749

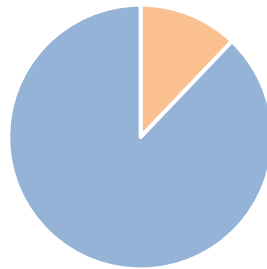


Decisions in 2025



- Civil Published
- Criminal Published
- Civil Unpublished
- Criminal Unpublished

Civil Decisions in 2025



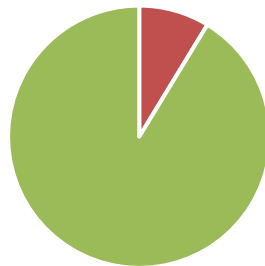
- Published - 12%
- Unpublished - 88%

Criminal Decisions in 2025



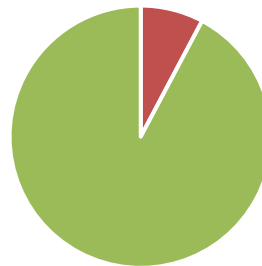
- Published - 7%
- Unpublished - 93%

Total Decisions in 2025



- Total Published - 9%
- Total Unpublished - 91%

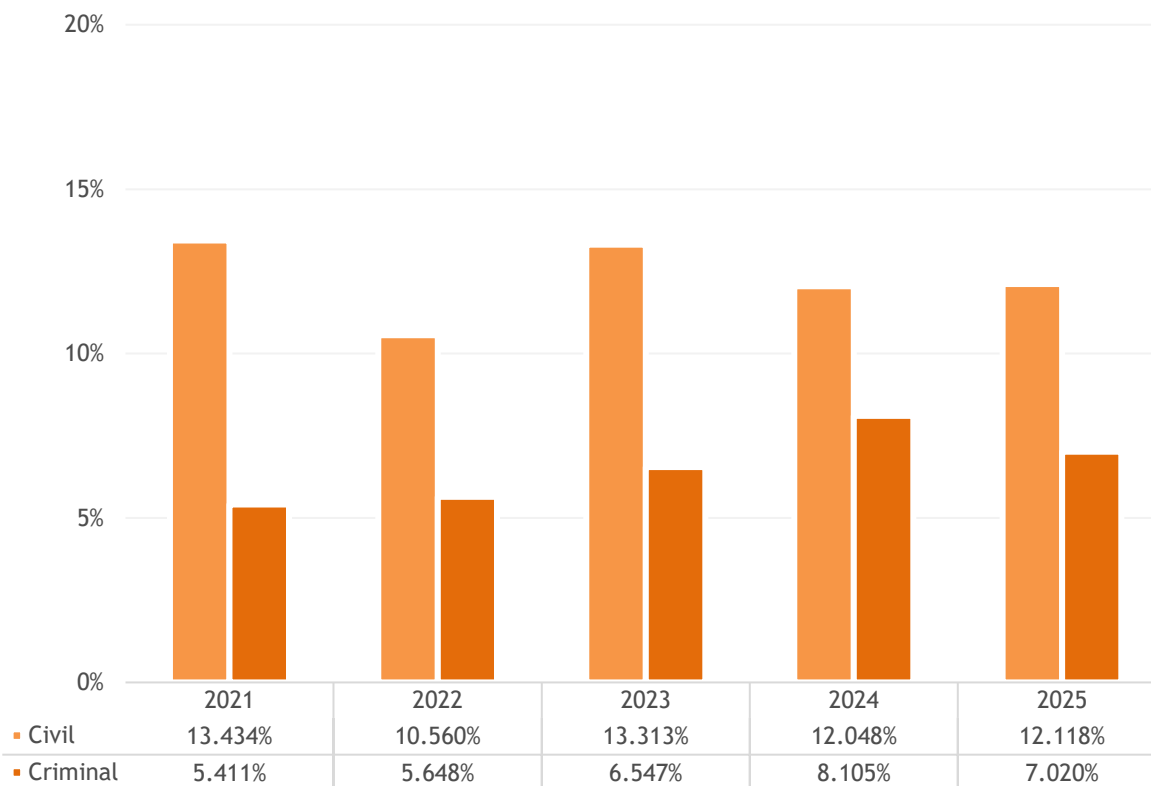
Average Since 2021



- Average Published - 8%
- Average Unpublished - 92%



Share of Precedential Opinions Among Filed Decisions

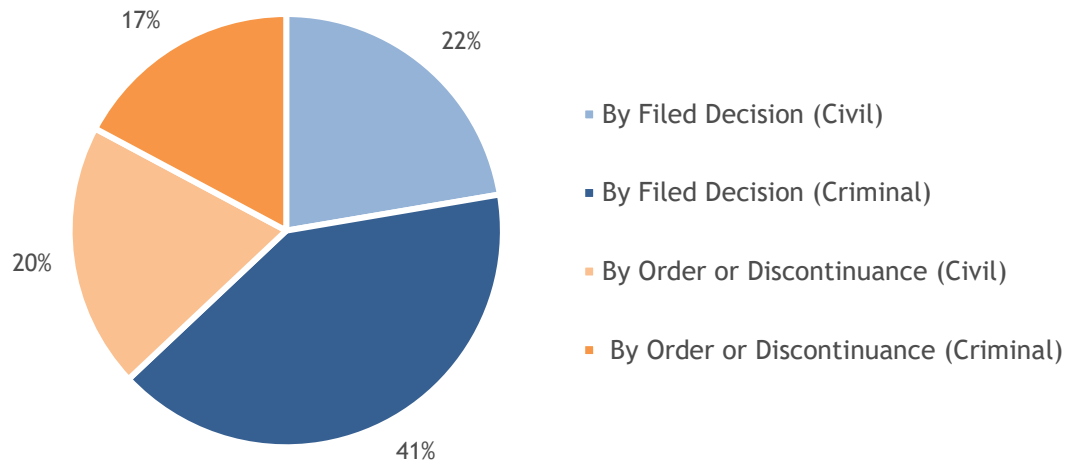


	2021	2022	2023	2024	2025
Civil Precedential	133	115	133	130	135
Criminal Precedential	123	109	149	186	159
Total Precedential	256	224	282	316	294
Civil Non-Precedential	857	974	866	949	979
Criminal Non-Precedential	2,150	1,821	2,127	2,109	2,106
Total Non-Precedential	3,007	2,795	2,993	3,058	3,085
Total Filed Decisions ¹	3,263	3,019	3,275	3,374	3,379

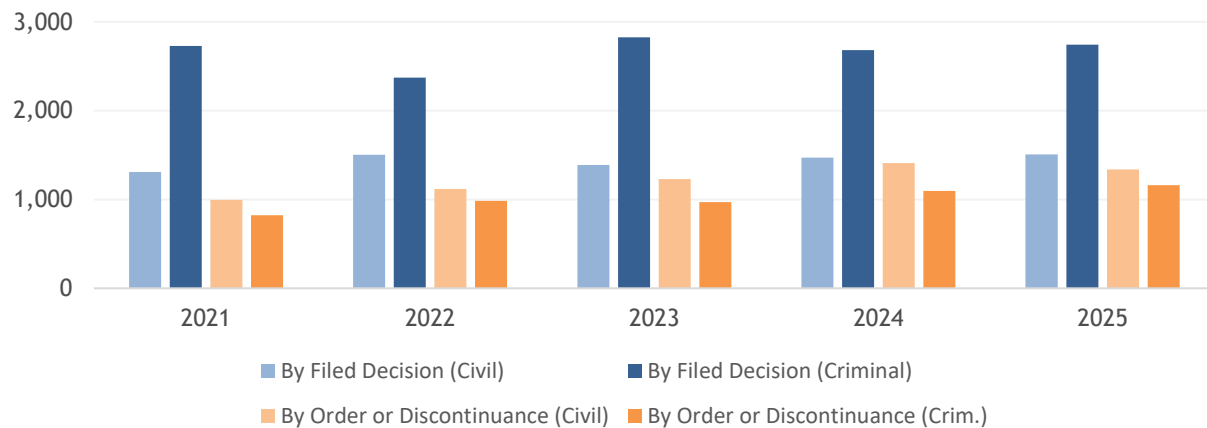
¹ The total of filed decisions was calculated by totaling the Court's published opinions, opinions per curiam, memorandum decisions, and judgment orders.



Dispositions by Type in 2025



Number of Dispositions per Year by Type

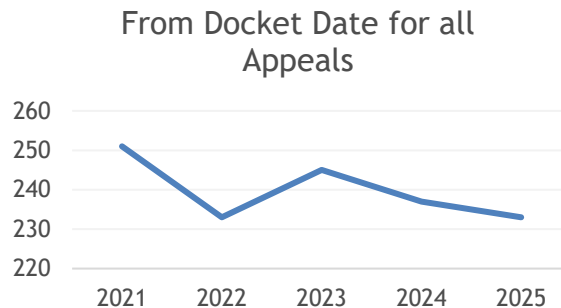
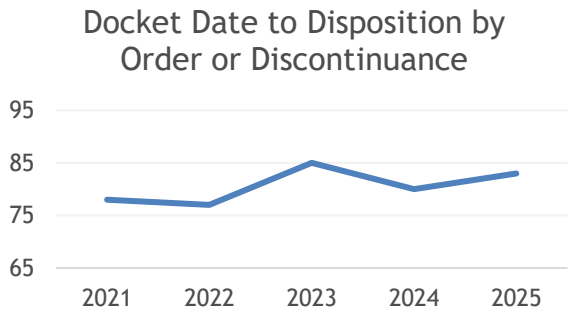
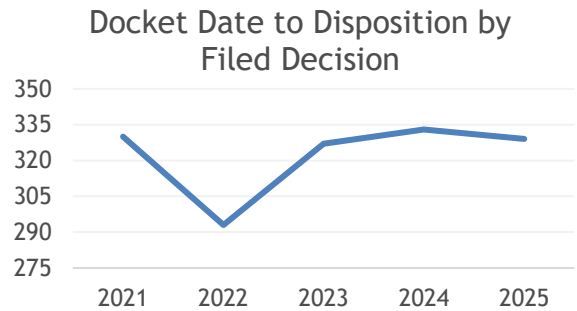
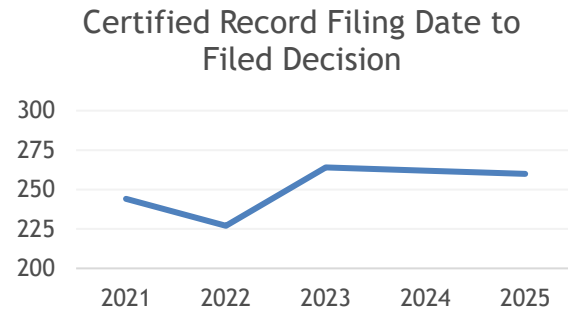
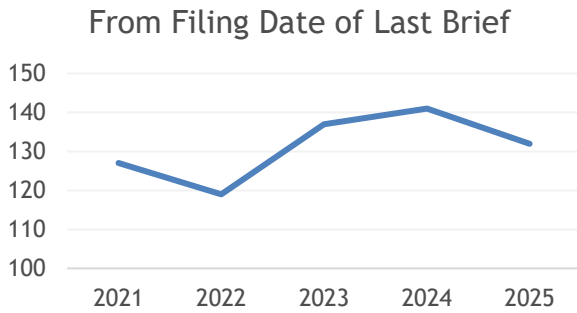
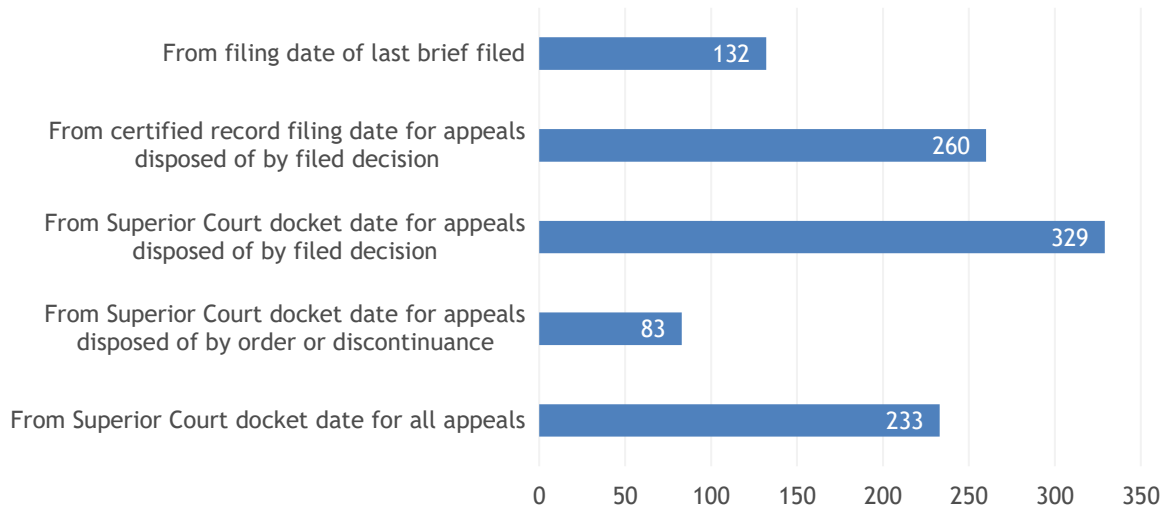


	2021	2022	2023	2024	2025
Filed Decision (Civil) ●	1,309	1,503	1,389	1,470	1,507
Filed Decision (Criminal) ●	2,727	2,373	2,826	2,681	2,743
Filed Decision Total ²	4,036	3,876	4,215	4,151	4,250
Order or Discontinuance (Civil) ●	997	1,117	1,229	1,409	1,339
Order or Discontinuance (Criminal) ●	824	986	971	1,098	1,160
Order or Discontinuance Total	1,821	2,103	2,200	2,507	2,499
All Dispositions	5,857	5,979	6,415	6,658	6,749

²The filed decision total here differs from the total on Page 8 because that metric accounts for consolidated decisions and this metric reflects the total number of appeals disposed of by written decision.

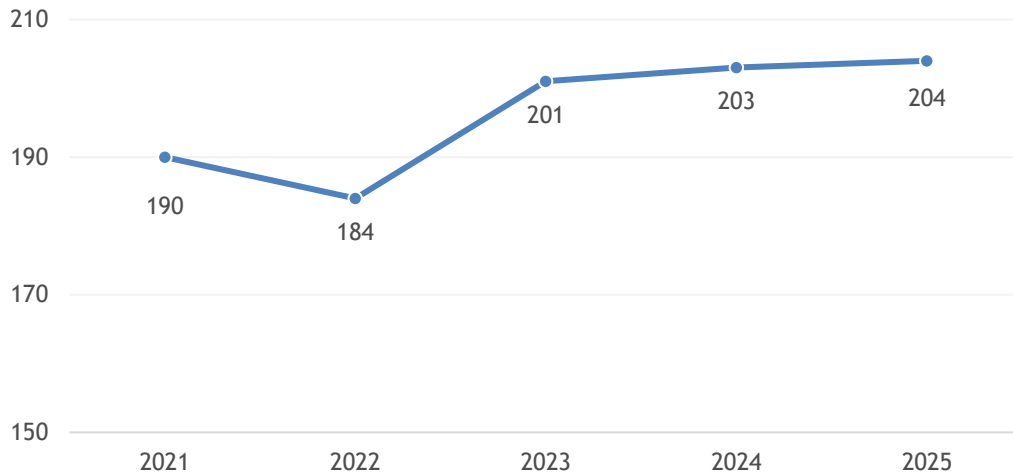


Median Number of Days to Disposition for Appeals Concluded in 2025





Filed Decisions per Judge per Year

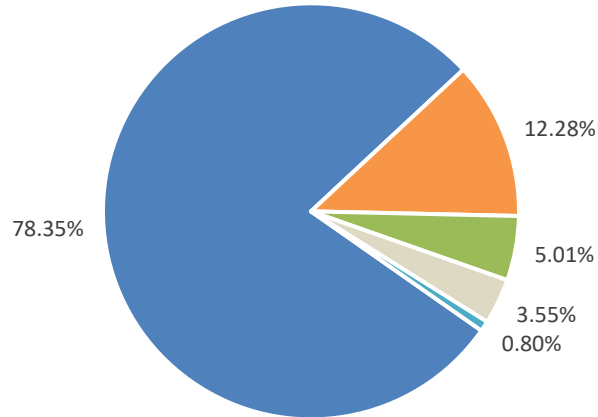


Number of Appeals by County

Adams	36	Clinton	16	Lackawanna	89	Pike	35
Allegheny	557	Columbia	17	Lancaster	173	Potter	6
Armstrong	23	Crawford	24	Lawrence	15	Schuylkill	73
Beaver	35	Cumberland	111	Lebanon	89	Snyder	15
Bedford	28	Dauphin	195	Lehigh	133	Somerset	30
Berks	168	Delaware	281	Luzerne	146	Sullivan	3
Blair	143	Elk	9	Lycoming	84	Susquehanna	20
Bradford	39	Erie	138	McKean	19	Tioga	27
Bucks	192	Fayette	101	Mercer	44	Union	18
Butler	54	Forest	2	Mifflin	14	Venango	41
Cambria	38	Franklin	65	Monroe	103	Warren	12
Cameron	1	Fulton	10	Montgomery	351	Washington	55
Carbon	12	Greene	32	Montour	5	Wayne	47
Centre	54	Huntingdon	21	Northampton	131	Westmoreland	122
Chester	268	Indiana	17	Northumberland	48	Wyoming	14
Clarion	29	Jefferson	34	Perry	13	York	219
Clearfield	47	Juniata	13	Philadelphia	1772	TOTAL	6,776



Filed Decisions in 2025, Categorized by Action

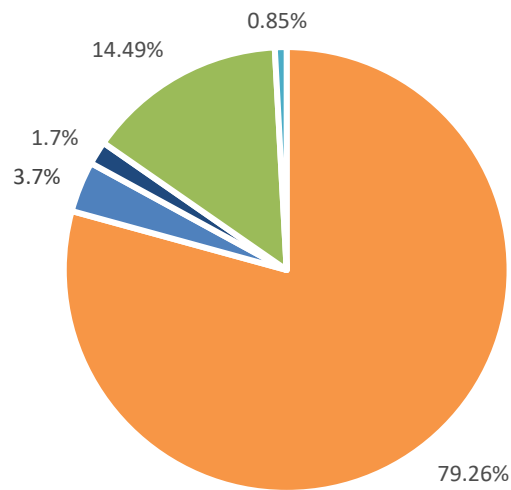


- Affirmed
 - Affirmed in Part, Reversed in Part
 - Other
- Reversed
 - Quashed, Dismissed, or Transferred

	2021	2022	2023	2024	2025
Affirmed (Precedential)	162	126	175	215	211
Affirmed (Non-Precedential)	2,909	2,868	2,943	3,056	3119
Affirmed Total	3,071	2,995	3,118	3,271	3330
Reversed (Precedential)	92	85	109	110	100
Reversed (Non-Precedential)	440	399	442	342	422
Reversed Total	532	484	551	452	522
Affirmed in Part, Reversed in Part (Precedential)	47	31	49	39	30
Affirmed in Part, Reversed in Part (Non-Precedential)	192	185	274	147	183
Affirmed in Part, Reversed in Part Total	239	216	323	186	213
Quashed, Dismissed, Transferred (Precedential)	18	6	7	13	9
Quashed, Dismissed, Transferred (Non-Precedential)	158	149	173	173	142
Quashed, Dismissed, Transferred Total	176	155	180	186	151
Other (Precedential)	0	1	0	3	0
Other (Non-Precedential)	18	16	43	53	34
Other Total	18	17	43	56	34



Applications for Reconsideration or Reargument in 2025

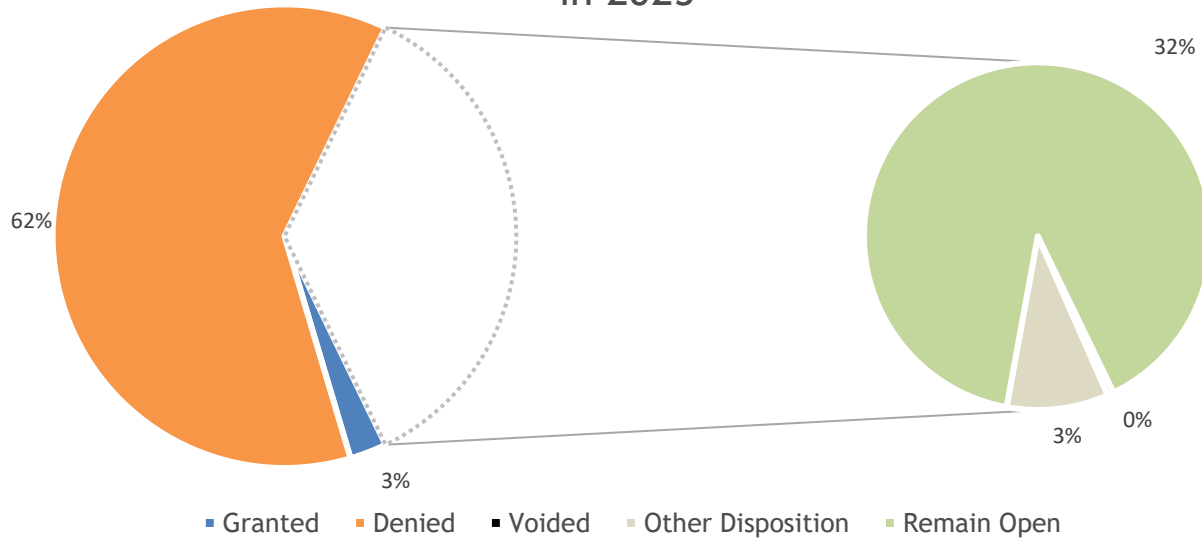


■ Denied
 ■ Granted Reargument
 ■ Granted Panel Reconsideration
 ■ Untimely or Moot
 ■ Other Disposition

Treatment	Count	Percent
Denied	279	79.26%
Granted Reargument	13	3.70%
Granted Panel Reconsideration	6	1.70%
Untimely or Moot	51	14.49%
Other Disposition	3	0.85%
Withdrawn	0	0%
TOTAL		100%



Supreme Court Treatment of Petitions for Allowance of Appeal from Superior Court Decisions in 2025

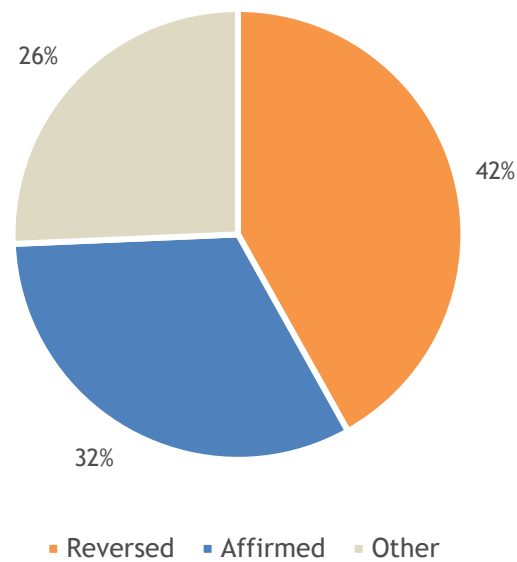


Petitions for Allowance of Appeal	2021	2022	2023	2024	2025
Granted	39	50	38	78	49
Denied	1,370	1,127	1,031	1,111	1,172
Voided	2	1	0	3	4
Other Disposition ³	74	45	57	68	64
Remain Open	524	437	540	519	608
Total Allocatur Petitions Filed	1,411	1,081	1,227	1,260	1,348

³ In 2025, the “Other” category included 13 “Limited Grants” of Petitions for Allowance of Appeal, 15 discontinuances, 28 “Vacated/Remanded” determinations, one dismissal, four administrative closures, one petition determined “Decided,” one administrative discontinuance, and one quashal.



Supreme Court Disposition of Allowed Appeals from Superior Court Decisions in 2025

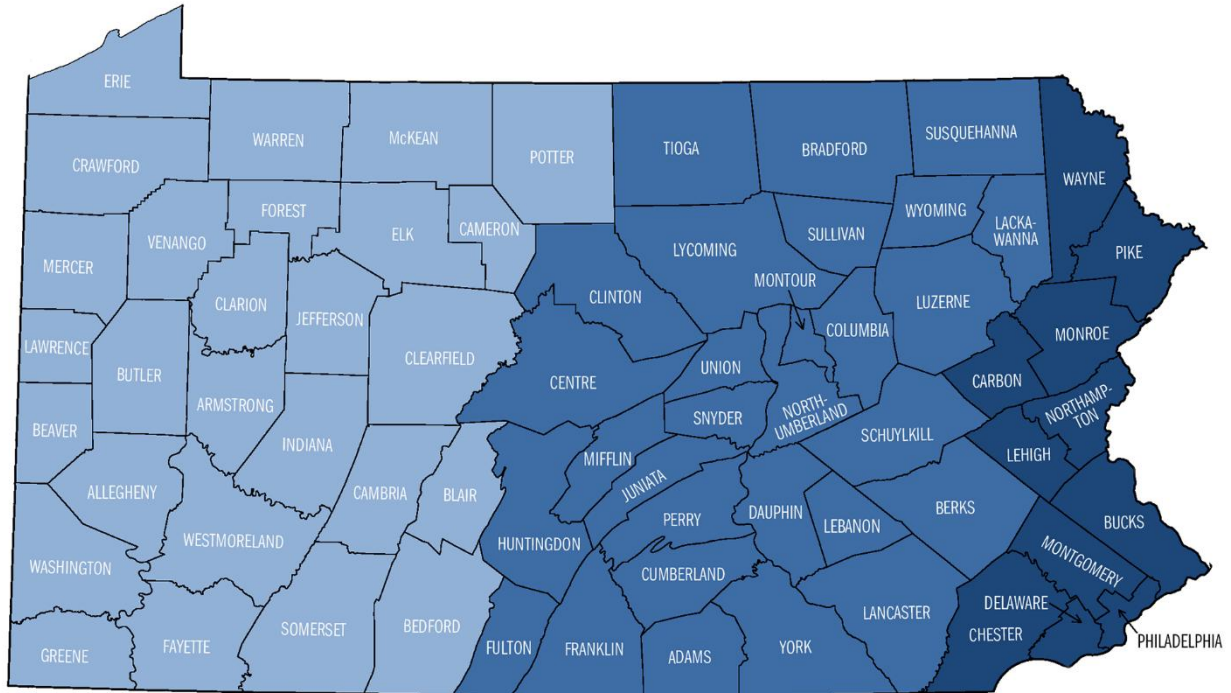


Disposition	2021	2022	2023	2024	2025
Reversed	29	6	6	20	31
Affirmed	30	12	30	19	24
Other ⁴	31	20	11	16	19
TOTAL	90	38	47	55	74

⁴ In 2025, the “Other” category included two appeals that were dismissed, six appeals that were vacated and remanded, and 11 appeals that were dismissed as improvidently granted.



Composition of Districts



Western District ●

Pittsburgh

Allegheny, Armstrong, Beaver, Bedford, Blair, Butler, Cambria, Cameron, Clarion, Clearfield, Crawford, Elk, Erie, Fayette, Forest, Greene, Indiana, Jefferson, Lawrence, McKean, Mercer, Potter, Somerset, Venango, Warren, Washington, Westmoreland

Middle District ●

Harrisburg

Adams, Berks, Bradford, Centre, Clinton, Columbia, Cumberland, Dauphin, Franklin, Fulton, Huntingdon, Juniata, Lackawanna, Lancaster, Lebanon, Luzerne, Lycoming, Mifflin, Montour, Northumberland, Perry, Schuylkill, Snyder, Sullivan, Susquehanna, Tioga, Union, Wyoming, York

Eastern District ●

Philadelphia

Bucks, Carbon, Chester, Delaware, Lehigh, Monroe, Montgomery, Northampton, Philadelphia, Pike, Wayne

